

| | | WITH 25 OF 25 PRECINCTS REPORTING | | | | | | | | TOTAL | PERCENT |
|-----------------------|--|-----------------------------------|---------|------|------|----|----|----|----------------------------------|-------|---------|
| | | TOTAL | PERCENT | | | | | | 05 = BALLOTS CAST - LIBERTARIAN | 37 | .92 |
| | | 19,894 | | | | | | | 06 = BALLOTS CAST - CONSTITUTION | 8 | .20 |
| | | 4,043 | | | | | | | 07 = BALLOTS CAST - NONPARTISAN | 0 | |
| | | 2,463 | 60.92 | | | | | | 08 = VOTER TURNOUT - TOTAL | | 20.32 |
| | | 1,535 | 37.97 | | | | | | | | |
| | | 01 | 02 | 03 | 04 | 05 | 06 | 07 | 08 | | |
| 0101 AP1,2,7,43 | | 1356 | .325 | .199 | .125 | .1 | .0 | .0 | 23.97 | | |
| 0103 AP3,27 | | 1108 | .188 | .174 | .13 | .1 | .0 | .0 | 16.97 | | |
| 0104 AP4 | | 232 | .41 | .27 | .14 | .0 | .0 | .0 | 17.67 | | |
| 0105 AP5,18,21,39 | | 1354 | .256 | .165 | .90 | .1 | .0 | .0 | 18.91 | | |
| 0106 AP6 | | 2 | .0 | .0 | .0 | .0 | .0 | .0 | .00 | | |
| 0108 AP8,20 | | 594 | .121 | .67 | .53 | .1 | .0 | .0 | 20.37 | | |
| 0109 AP9,13,25 | | 1003 | .198 | .118 | .74 | .5 | .1 | .0 | 19.74 | | |
| 0110 AP10 | | 1038 | .199 | .144 | .51 | .3 | .1 | .0 | 19.17 | | |
| 0111 AP11,24 | | 1014 | .169 | .114 | .54 | .1 | .0 | .0 | 16.67 | | |
| 0112 AP12,32 | | 1329 | .246 | .151 | .90 | .5 | .0 | .0 | 18.51 | | |
| 0114 AP14,15,16 | | 577 | .96 | .48 | .46 | .2 | .0 | .0 | 16.64 | | |
| 0117 AP17,23,26,42 | | 1885 | .501 | .199 | .297 | .4 | .1 | .0 | 26.58 | | |
| 0119 AP19 | | 1094 | .256 | .166 | .87 | .3 | .0 | .0 | 23.40 | | |
| 0122 AP22 | | 171 | .21 | .16 | .3 | .1 | .1 | .0 | 12.28 | | |
| 0128 AP28,47 | | 1099 | .185 | .92 | .92 | .1 | .0 | .0 | 16.83 | | |
| 0129 AP29,30,31,33,35 | | 1539 | .304 | .184 | .118 | .2 | .0 | .0 | 19.75 | | |
| 0134 AP34 | | 297 | .62 | .51 | .11 | .0 | .0 | .0 | 20.88 | | |
| 0136 AP36 | | 78 | .1 | .0 | .1 | .0 | .0 | .0 | 1.28 | | |
| 0137 AP37,48 | | 469 | .72 | .47 | .24 | .0 | .1 | .0 | 15.35 | | |
| 0138 AP38 | | 605 | .115 | .105 | .8 | .2 | .0 | .0 | 19.01 | | |
| 0140 AP40,46 | | 847 | .178 | .94 | .81 | .1 | .2 | .0 | 21.02 | | |
| 0141 AP41 | | 615 | .155 | .70 | .85 | .0 | .0 | .0 | 25.20 | | |
| 0144 AP44 | | 356 | .122 | .86 | .35 | .0 | .1 | .0 | 34.27 | | |
| 0145 AP45,50,51 | | 547 | .80 | .72 | .7 | .1 | .0 | .0 | 14.63 | | |
| 0149 AP49 | | 685 | .152 | .74 | .76 | .2 | .0 | .0 | 22.19 | | |

(DEMOCRATIC)

| | | WITH 25 OF 25 REPORTING | | | | VOTES | PERCENT |
|-----------------------|--|-------------------------|-------|-------------------|----|-------|---------|
| U.S. SENATE | | VOTES | | PERCENT | | | |
| (Vote for) 1 | | | | | | VOTES | PERCENT |
| 01 = CHIEF WANA DUBIE | | 315 | 13.50 | 03 = JASON KANDER | | 1,318 | 56.47 |
| 02 = CORI BUSH | | 455 | 19.49 | 04 = ROBERT MACK | | 246 | 10.54 |
| | | 01 | 02 | 03 | 04 | | |
| 0101 AP1,2,7,43 | | 18 | 20 | 131 | 20 | | |
| 0103 AP3,27 | | 22 | 39 | 66 | 33 | | |
| 0104 AP4 | | 0 | 8 | 16 | 2 | | |
| 0105 AP5,18,21,39 | | 27 | 21 | 101 | 9 | | |
| 0106 AP6 | | 0 | 0 | 0 | 0 | | |
| 0108 AP8,20 | | 12 | 11 | 31 | 9 | | |
| 0109 AP9,13,25 | | 18 | 21 | 65 | 11 | | |
| 0110 AP10 | | 27 | 32 | 68 | 10 | | |
| 0111 AP11,24 | | 19 | 27 | 46 | 16 | | |
| 0112 AP12,32 | | 29 | 25 | 80 | 11 | | |
| 0114 AP14,15,16 | | 5 | 4 | 30 | 6 | | |
| 0117 AP17,23,26,42 | | 13 | 33 | 130 | 15 | | |
| 0119 AP19 | | 14 | 36 | 93 | 16 | | |
| 0122 AP22 | | 1 | 0 | 13 | 2 | | |
| 0128 AP28,47 | | 9 | 17 | 53 | 9 | | |
| 0129 AP29,30,31,33,35 | | 26 | 36 | 97 | 14 | | |
| 0134 AP34 | | 13 | 9 | 22 | 5 | | |
| 0136 AP36 | | 0 | 0 | 0 | 0 | | |
| 0137 AP37,48 | | 7 | 11 | 23 | 3 | | |
| 0138 AP38 | | 12 | 46 | 30 | 9 | | |
| 0140 AP40,46 | | 12 | 8 | 64 | 6 | | |
| 0141 AP41 | | 4 | 16 | 41 | 4 | | |
| 0144 AP44 | | 11 | 18 | 35 | 13 | | |
| 0145 AP45,50,51 | | 10 | 13 | 30 | 16 | | |
| 0149 AP49 | | 6 | 4 | 53 | 7 | | |

(DEMOCRATIC)

| | | WITH 23 OF 23 REPORTING | | | VOTES | PERCENT | |
|--------------------------------|--|-------------------------|-------|-------------------------------|-------|---------|---------|
| U.S. REPRESENTATIVE DISTRICT 1 | | VOTES | | PERCENT | | | |
| (Vote for) 1 | | | | | | VOTES | PERCENT |
| 01 = (WILLIAM) BILL HAAS | | 302 | 14.55 | 03 = MARIA N. CHAPPELLE-NADAL | | 504 | 24.28 |
| 02 = LACY CLAY | | 1,270 | 61.18 | | | | |
| | | 01 | 02 | 03 | | | |
| 0101 AP1,2,7,43 | | 35 | 119 | 41 | | | |
| 0103 AP3,27 | | 7 | 118 | 48 | | | |
| 0104 AP4 | | 3 | 12 | 12 | | | |
| 0105 AP5,18,21,39 | | 23 | 104 | 35 | | | |
| 0106 AP6 | | 0 | 0 | 0 | | | |
| 0108 AP8,20 | | 18 | 34 | 15 | | | |
| 0109 AP9,13,25 | | 19 | 73 | 25 | | | |
| 0110 AP10 | | 16 | 79 | 48 | | | |
| 0111 AP11,24 | | 22 | 63 | 27 | | | |
| 0114 AP14,15,16 | | 8 | 27 | 11 | | | |
| 0119 AP19 | | 15 | 111 | 39 | | | |
| 0122 AP22 | | 2 | 13 | 1 | | | |
| 0128 AP28,47 | | 21 | 47 | 23 | | | |
| 0129 AP29,30,31,33,35 | | 33 | 96 | 47 | | | |
| 0134 AP34 | | 5 | 35 | 11 | | | |
| 0136 AP36 | | 0 | 0 | 0 | | | |
| 0137 AP37,48 | | 11 | 24 | 12 | | | |
| 0138 AP38 | | 4 | 82 | 18 | | | |
| 0140 AP40,46 | | 13 | 58 | 20 | | | |
| 0141 AP41 | | 9 | 31 | 27 | | | |
| 0144 AP44 | | 11 | 58 | 13 | | | |
| 0145 AP45,50,51 | | 7 | 48 | 17 | | | |
| 0149 AP49 | | 20 | 38 | 14 | | | |

(DEMOCRATIC)

| | | WITH 2 OF 2 REPORTING | |
|--------------------------------|--|-----------------------|---------|
| U.S. REPRESENTATIVE DISTRICT 2 | | VOTES | PERCENT |
| (Vote for) 1 | | | |
| 01 = BILL OTTO | | 311 | 100.00 |

0112 AP12,32 132
0117 AP17,23,26,42 179

(DEMOCRATIC)

VOTES PERCENT

WITH 25 OF 25 REPORTING

VOTES PERCENT

GOVERNOR

(Vote for) 1

01 = LEONARD JOSEPH STEINMAN, II
02 = CHRIS KOSTER

142 5.98
1,737 73.11

03 = ERIC MORRISON
04 = CHARLES B. WHEELER

261 10.98
236 9.93

01 02 03 04

Table with 4 columns: Candidate ID, AP Number, Vote, Percent. Rows include 0101 AP1,2,7,43 to 0149 AP49.

(DEMOCRATIC)

VOTES PERCENT

WITH 25 OF 25 REPORTING

VOTES PERCENT

LIEUTENANT GOVERNOR

(Vote for) 1

01 = WINSTON APPLE
02 = RUSS CARNAHAN

265 11.24
1,682 71.33

03 = TOMMIE PIERSON, SR.

411 17.43

01 02 03

Table with 3 columns: Candidate ID, AP Number, Vote. Rows include 0101 AP1,2,7,43 to 0149 AP49.

(DEMOCRATIC)

VOTES PERCENT

WITH 25 OF 25 REPORTING

VOTES PERCENT

SECRETARY OF STATE

(Vote for) 1

01 = BILL CLINTON YOUNG
02 = ROBIN SMITH

409 17.32
1,832 77.56

03 = MD RABBI ALAM

121 5.12

01 02 03

Table with 3 columns: Candidate ID, AP Number, Vote. Rows include 0101 AP1,2,7,43 to 0149 AP49.

(DEMOCRATIC)

VOTES PERCENT

WITH 25 OF 25 REPORTING

STATE TREASURER

(Vote for) 1
 01 = PAT CONTRERAS 1,033 45.31
 02 = JUDY BAKER 1,247 54.69

 01 02

| | | |
|-----------------------|-----|----|
| 0101 AP1,2,7,43 | 108 | 79 |
| 0103 AP3,27 | 67 | 97 |
| 0104 AP4 | 12 | 12 |
| 0105 AP5,18,21,39 | 101 | 52 |
| 0106 AP6 | 0 | 0 |
| 0108 AP8,20 | 28 | 35 |
| 0109 AP9,13,25 | 38 | 73 |
| 0110 AP10 | 47 | 87 |
| 0111 AP11,24 | 42 | 62 |
| 0112 AP12,32 | 58 | 81 |
| 0114 AP14,15,16 | 20 | 25 |
| 0117 AP17,23,26,42 | 88 | 97 |
| 0119 AP19 | 70 | 85 |
| 0122 AP22 | 8 | 8 |
| 0128 AP28,47 | 27 | 58 |
| 0129 AP29,30,31,33,35 | 72 | 90 |
| 0134 AP34 | 25 | 24 |
| 0136 AP36 | 0 | 0 |
| 0137 AP37,48 | 17 | 27 |
| 0138 AP38 | 49 | 45 |
| 0140 AP40,46 | 43 | 46 |
| 0141 AP41 | 27 | 36 |
| 0144 AP44 | 27 | 48 |
| 0145 AP45,50,51 | 20 | 48 |
| 0149 AP49 | 39 | 32 |

(DEMOCRATIC)

VOTES PERCENT WITH 25 OF 25 REPORTING

ATTORNEY GENERAL
 (Vote for) 1
 01 = JAKE ZIMMERMAN 1,315 55.72
 02 = TERESA HENSLEY 1,045 44.28

 01 02

| | | |
|-----------------------|-----|-----|
| 0101 AP1,2,7,43 | 123 | 68 |
| 0103 AP3,27 | 62 | 102 |
| 0104 AP4 | 15 | 11 |
| 0105 AP5,18,21,39 | 101 | 56 |
| 0106 AP6 | 0 | 0 |
| 0108 AP8,20 | 33 | 32 |
| 0109 AP9,13,25 | 60 | 54 |
| 0110 AP10 | 68 | 73 |
| 0111 AP11,24 | 51 | 57 |
| 0112 AP12,32 | 90 | 56 |
| 0114 AP14,15,16 | 30 | 17 |
| 0117 AP17,23,26,42 | 120 | 72 |
| 0119 AP19 | 85 | 77 |
| 0122 AP22 | 11 | 5 |
| 0128 AP28,47 | 51 | 38 |
| 0129 AP29,30,31,33,35 | 101 | 71 |
| 0134 AP34 | 24 | 26 |
| 0136 AP36 | 0 | 0 |
| 0137 AP37,48 | 25 | 22 |
| 0138 AP38 | 40 | 61 |
| 0140 AP40,46 | 57 | 32 |
| 0141 AP41 | 36 | 27 |
| 0144 AP44 | 43 | 36 |
| 0145 AP45,50,51 | 40 | 31 |
| 0149 AP49 | 49 | 21 |

(DEMOCRATIC)

VOTES PERCENT WITH 1 OF 1 REPORTING

STATE SENATOR DISTRICT 13
 (Vote for) 1
 01 = GINA WALSH 46 100.00

 01

0134 AP34 46

(DEMOCRATIC)

VOTES PERCENT WITH 9 OF 9 REPORTING

STATE REPRESENTATIVE DISTRICT 72
 (Vote for) 1
 01 = MARY NICHOLS 669 100.00

 01

| | | |
|--------------------|-----|--|
| 0104 AP4 | 20 | |
| 0108 AP8,20 | 57 | |
| 0112 AP12,32 | 138 | |
| 0117 AP17,23,26,42 | 185 | |
| 0122 AP22 | 13 | |
| 0137 AP37,48 | 40 | |
| 0140 AP40,46 | 86 | |
| 0141 AP41 | 60 | |
| 0149 AP49 | 70 | |

(DEMOCRATIC)

VOTES PERCENT WITH 11 OF 11 REPORTING

STATE REPRESENTATIVE DISTRICT 73
 (Vote for) 1
 01 = DANIEL WIBRACHT 432 33.28
 02 = COURTNEY ALLEN CURTIS 269 20.72

 01 02 03 04

| | | | | |
|-----------------------|----|----|----|----|
| 0101 AP1,2,7,43 | 96 | 17 | 47 | 36 |
| 0103 AP3,27 | 16 | 69 | 14 | 71 |
| 0105 AP5,18,21,39 | 85 | 20 | 24 | 31 |
| 0111 AP11,24 | 31 | 12 | 45 | 23 |
| 0119 AP19 | 55 | 45 | 26 | 35 |
| 0128 AP28,47 | 32 | 8 | 31 | 19 |
| 0129 AP29,30,31,33,35 | 64 | 21 | 59 | 35 |
| 0134 AP34 | 11 | 10 | 9 | 20 |
| 0136 AP36 | 0 | 0 | 0 | 0 |

03 = EILEEN GRANT MCGEOGHEGAN 293 22.57
 04 = LEE SMITH 304 23.42

| | | | | |
|-----------|----|----|----|----|
| 0138 AP38 | 20 | 53 | 7 | 23 |
| 0144 AP44 | 22 | 14 | 31 | 11 |

(DEMOCRATIC)

WITH 5 OF 5 REPORTING

| | VOTES | PERCENT |
|----------------------------------|-------|---------|
| STATE REPRESENTATIVE DISTRICT 85 | | |
| (Vote for) 1 | | |
| 01 = CLEM SMITH | 331 | 100.00 |
| ----- | | |
| 01 | | |
| ----- | | |
| 0106 AP6 | 0 | |
| 0109 AP9,13,25 | 103 | |
| 0110 AP10 | 122 | |
| 0114 AP14,15,16 | 41 | |
| 0145 AP45,50,51 | 65 | |

(DEMOCRATIC)

WITH 17 OF 17 REPORTING

| | VOTES | PERCENT |
|---------------------------|-------|---------|
| COUNTY COUNCIL DISTRICT 2 | | |
| (Vote for) 1 | | |
| 01 = SAM GOODMAN | 718 | 44.99 |
| 02 = SAM PAGE | 878 | 55.01 |
| ----- | | |
| 01 | | 02 |
| ----- | | |
| 0101 AP1,2,7,43 | 89 | 97 |
| 0104 AP4 | 4 | 16 |
| 0105 AP5,18,21,39 | 63 | 84 |
| 0106 AP6 | 0 | 0 |
| 0108 AP8,20 | 31 | 34 |
| 0111 AP11,24 | 54 | 52 |
| 0112 AP12,32 | 67 | 74 |
| 0117 AP17,23,26,42 | 74 | 106 |
| 0119 AP19 | 72 | 80 |
| 0122 AP22 | 6 | 10 |
| 0128 AP28,47 | 38 | 44 |
| 0129 AP29,30,31,33,35 | 68 | 90 |
| 0137 AP37,48 | 22 | 24 |
| 0140 AP40,46 | 34 | 57 |
| 0141 AP41 | 23 | 36 |
| 0144 AP44 | 43 | 34 |
| 0149 AP49 | 30 | 40 |

(DEMOCRATIC)

WITH 25 OF 25 REPORTING

| | VOTES | PERCENT |
|-------------------------------|-------|---------|
| COMMITTEEMAN AIRPORT TOWNSHIP | | |
| (Vote for) 1 | | |
| 01 = CURT PIERCE | 2,048 | 98.04 |
| 02 = INVALID WRITE-IN | 41 | 1.96 |
| ----- | | |
| 01 | | 02 |
| ----- | | |
| 0101 AP1,2,7,43 | 168 | 4 |
| 0103 AP3,27 | 148 | 2 |
| 0104 AP4 | 21 | 0 |
| 0105 AP5,18,21,39 | 144 | 1 |
| 0106 AP6 | 0 | 0 |
| 0108 AP8,20 | 57 | 0 |
| 0109 AP9,13,25 | 95 | 3 |
| 0110 AP10 | 115 | 2 |
| 0111 AP11,24 | 92 | 2 |
| 0112 AP12,32 | 135 | 2 |
| 0114 AP14,15,16 | 39 | 3 |
| 0117 AP17,23,26,42 | 171 | 0 |
| 0119 AP19 | 137 | 2 |
| 0122 AP22 | 15 | 0 |
| 0128 AP28,47 | 72 | 2 |
| 0129 AP29,30,31,33,35 | 144 | 2 |
| 0134 AP34 | 48 | 0 |
| 0136 AP36 | 0 | 0 |
| 0137 AP37,48 | 38 | 0 |
| 0138 AP38 | 82 | 6 |
| 0140 AP40,46 | 84 | 0 |
| 0141 AP41 | 53 | 2 |
| 0144 AP44 | 70 | 0 |
| 0145 AP45,50,51 | 55 | 8 |
| 0149 AP49 | 65 | 0 |

(DEMOCRATIC)

WITH 25 OF 25 REPORTING

| | VOTES | PERCENT |
|---------------------------------|-------|---------|
| COMMITTEEWOMAN AIRPORT TOWNSHIP | | |
| (Vote for) 1 | | |
| 01 = MARIANNE K. SOLARI | 2,050 | 98.75 |
| 02 = INVALID WRITE-IN | 26 | 1.25 |
| ----- | | |
| 01 | | 02 |
| ----- | | |
| 0101 AP1,2,7,43 | 167 | 3 |
| 0103 AP3,27 | 143 | 3 |
| 0104 AP4 | 22 | 0 |
| 0105 AP5,18,21,39 | 140 | 0 |
| 0106 AP6 | 0 | 0 |
| 0108 AP8,20 | 56 | 0 |
| 0109 AP9,13,25 | 99 | 2 |
| 0110 AP10 | 117 | 2 |
| 0111 AP11,24 | 90 | 1 |
| 0112 AP12,32 | 135 | 1 |
| 0114 AP14,15,16 | 39 | 3 |
| 0117 AP17,23,26,42 | 173 | 0 |
| 0119 AP19 | 140 | 1 |
| 0122 AP22 | 14 | 0 |
| 0128 AP28,47 | 73 | 2 |
| 0129 AP29,30,31,33,35 | 143 | 2 |
| 0134 AP34 | 47 | 0 |
| 0136 AP36 | 0 | 0 |
| 0137 AP37,48 | 36 | 0 |
| 0138 AP38 | 79 | 2 |
| 0140 AP40,46 | 84 | 0 |
| 0141 AP41 | 53 | 2 |
| 0144 AP44 | 72 | 0 |
| 0145 AP45,50,51 | 60 | 2 |
| 0149 AP49 | 68 | 0 |

(REPUBLICAN)

VOTES PERCENT

WITH 25 OF 25 REPORTING

VOTES PERCENT

U.S. SENATE

(Vote for) 1

01 = ROY BLUNT

02 = KRISTI NICHOLS

1,053 71.20
300 20.28

03 = BERNIE MOWINSKI
04 = RYAN D. LUETHY

64 4.33
62 4.19

01 02 03 04

| | | | | |
|-----------------------|-----|----|----|---|
| 0101 AP1,2,7,43 | 85 | 27 | 4 | 5 |
| 0103 AP3,27 | 8 | 4 | 1 | 0 |
| 0104 AP4 | 9 | 4 | 1 | 0 |
| 0105 AP5,18,21,39 | 61 | 19 | 4 | 0 |
| 0106 AP6 | 0 | 0 | 0 | 0 |
| 0108 AP8,20 | 25 | 16 | 3 | 6 |
| 0109 AP9,13,25 | 49 | 17 | 4 | 4 |
| 0110 AP10 | 37 | 11 | 0 | 1 |
| 0111 AP11,24 | 35 | 8 | 5 | 5 |
| 0112 AP12,32 | 67 | 17 | 3 | 1 |
| 0114 AP14,15,16 | 28 | 11 | 3 | 3 |
| 0117 AP17,23,26,42 | 216 | 52 | 12 | 6 |
| 0119 AP19 | 66 | 8 | 4 | 5 |
| 0122 AP22 | 2 | 0 | 0 | 1 |
| 0128 AP28,47 | 59 | 24 | 2 | 4 |
| 0129 AP29,30,31,33,35 | 77 | 25 | 7 | 5 |
| 0134 AP34 | 9 | 2 | 0 | 0 |
| 0136 AP36 | 1 | 0 | 0 | 0 |
| 0137 AP37,48 | 15 | 8 | 0 | 1 |
| 0138 AP38 | 6 | 1 | 0 | 1 |
| 0140 AP40,46 | 66 | 10 | 2 | 1 |
| 0141 AP41 | 54 | 19 | 6 | 3 |
| 0144 AP44 | 24 | 2 | 2 | 4 |
| 0145 AP45,50,51 | 5 | 2 | 0 | 0 |
| 0149 AP49 | 49 | 13 | 1 | 6 |

(REPUBLICAN)

VOTES PERCENT

WITH 23 OF 23 REPORTING

U.S. REPRESENTATIVE DISTRICT 1

(Vote for) 1

01 = STEVEN G. BAILEY

02 = PAUL BERRY, III

627 63.72
357 36.28

01 02

| | | |
|-----------------------|----|----|
| 0101 AP1,2,7,43 | 73 | 36 |
| 0103 AP3,27 | 10 | 1 |
| 0104 AP4 | 6 | 7 |
| 0105 AP5,18,21,39 | 54 | 23 |
| 0106 AP6 | 0 | 0 |
| 0108 AP8,20 | 26 | 20 |
| 0109 AP9,13,25 | 42 | 25 |
| 0110 AP10 | 28 | 14 |
| 0111 AP11,24 | 25 | 21 |
| 0114 AP14,15,16 | 28 | 12 |
| 0119 AP19 | 48 | 23 |
| 0122 AP22 | 2 | 1 |
| 0128 AP28,47 | 51 | 26 |
| 0129 AP29,30,31,33,35 | 64 | 40 |
| 0134 AP34 | 8 | 2 |
| 0136 AP36 | 0 | 1 |
| 0137 AP37,48 | 11 | 12 |
| 0138 AP38 | 4 | 4 |
| 0140 AP40,46 | 38 | 29 |
| 0141 AP41 | 44 | 28 |
| 0144 AP44 | 19 | 9 |
| 0145 AP45,50,51 | 5 | 2 |
| 0149 AP49 | 41 | 21 |

(REPUBLICAN)

VOTES PERCENT

WITH 2 OF 2 REPORTING

U.S. REPRESENTATIVE DISTRICT 2

(Vote for) 1

01 = ANN WAGNER

02 = GREG SEARS

297 81.15
69 18.85

01 02

| | | |
|--------------------|-----|----|
| 0112 AP12,32 | 65 | 20 |
| 0117 AP17,23,26,42 | 232 | 49 |

(REPUBLICAN)

VOTES PERCENT

WITH 25 OF 25 REPORTING

VOTES PERCENT

GOVERNOR

(Vote for) 1

01 = CATHERINE HANAWAY

02 = ERIC GREITENS

341 22.35
531 34.80

03 = JOHN BRUNNER
04 = PETER D. KINDER

309 20.25
345 22.61

01 02 03 04

| | | | | |
|-----------------------|----|-----|----|----|
| 0101 AP1,2,7,43 | 26 | 52 | 16 | 31 |
| 0103 AP3,27 | 2 | 2 | 1 | 8 |
| 0104 AP4 | 2 | 7 | 3 | 2 |
| 0105 AP5,18,21,39 | 18 | 37 | 16 | 17 |
| 0106 AP6 | 0 | 0 | 0 | 0 |
| 0108 AP8,20 | 15 | 19 | 13 | 6 |
| 0109 AP9,13,25 | 12 | 25 | 18 | 19 |
| 0110 AP10 | 19 | 18 | 4 | 10 |
| 0111 AP11,24 | 9 | 16 | 16 | 12 |
| 0112 AP12,32 | 20 | 24 | 17 | 27 |
| 0114 AP14,15,16 | 12 | 14 | 15 | 5 |
| 0117 AP17,23,26,42 | 68 | 102 | 59 | 68 |
| 0119 AP19 | 20 | 32 | 15 | 20 |
| 0122 AP22 | 0 | 3 | 0 | 0 |
| 0128 AP28,47 | 26 | 26 | 22 | 18 |
| 0129 AP29,30,31,33,35 | 20 | 46 | 25 | 26 |
| 0134 AP34 | 1 | 3 | 3 | 4 |
| 0136 AP36 | 0 | 1 | 0 | 0 |
| 0137 AP37,48 | 6 | 7 | 4 | 7 |
| 0138 AP38 | 2 | 2 | 1 | 3 |
| 0140 AP40,46 | 19 | 21 | 22 | 18 |
| 0141 AP41 | 23 | 28 | 16 | 18 |
| 0144 AP44 | 7 | 11 | 10 | 7 |

| | | | | |
|-----------------|----|----|----|----|
| 0145 AP45,50,51 | 2 | 4 | 0 | 1 |
| 0149 AP49 | 12 | 31 | 13 | 18 |

(REPUBLICAN)

VOTES PERCENT

WITH 25 OF 25 REPORTING

VOTES PERCENT

LIEUTENANT GOVERNOR

(Vote for) 1

01 = ARNIE C. AC DIENOFF
02 = BEV RANGLES

106 7.42
614 42.97

03 = MIKE PARSON

709 49.62

01 02 03

| | | | |
|-----------------------|----|-----|-----|
| 0101 AP1,2,7,43 | 9 | 49 | 59 |
| 0103 AP3,27 | 0 | 5 | 8 |
| 0104 AP4 | 1 | 5 | 8 |
| 0105 AP5,18,21,39 | 11 | 28 | 44 |
| 0106 AP6 | 0 | 0 | 0 |
| 0108 AP8,20 | 2 | 22 | 28 |
| 0109 AP9,13,25 | 5 | 31 | 34 |
| 0110 AP10 | 2 | 17 | 28 |
| 0111 AP11,24 | 3 | 23 | 25 |
| 0112 AP12,32 | 13 | 37 | 35 |
| 0114 AP14,15,16 | 2 | 13 | 29 |
| 0117 AP17,23,26,42 | 15 | 125 | 130 |
| 0119 AP19 | 5 | 36 | 40 |
| 0122 AP22 | 0 | 1 | 2 |
| 0128 AP28,47 | 7 | 37 | 42 |
| 0129 AP29,30,31,33,35 | 9 | 41 | 58 |
| 0134 AP34 | 0 | 7 | 3 |
| 0136 AP36 | 0 | 0 | 1 |
| 0137 AP37,48 | 0 | 10 | 14 |
| 0138 AP38 | 0 | 5 | 3 |
| 0140 AP40,46 | 8 | 38 | 28 |
| 0141 AP41 | 3 | 32 | 46 |
| 0144 AP44 | 3 | 17 | 12 |
| 0145 AP45,50,51 | 0 | 3 | 4 |
| 0149 AP49 | 8 | 32 | 28 |

(REPUBLICAN)

VOTES PERCENT

WITH 25 OF 25 REPORTING

VOTES PERCENT

SECRETARY OF STATE

(Vote for) 1

01 = WILL KRAUS
02 = JOHN (JAY) ASHCROFT

535 36.27
876 59.39

03 = ROI CHINN

64 4.34

01 02 03

| | | | |
|-----------------------|----|-----|----|
| 0101 AP1,2,7,43 | 36 | 82 | 3 |
| 0103 AP3,27 | 4 | 8 | 1 |
| 0104 AP4 | 5 | 8 | 1 |
| 0105 AP5,18,21,39 | 39 | 44 | 3 |
| 0106 AP6 | 0 | 0 | 0 |
| 0108 AP8,20 | 22 | 26 | 4 |
| 0109 AP9,13,25 | 29 | 41 | 2 |
| 0110 AP10 | 17 | 28 | 4 |
| 0111 AP11,24 | 27 | 19 | 6 |
| 0112 AP12,32 | 26 | 60 | 3 |
| 0114 AP14,15,16 | 18 | 28 | 0 |
| 0117 AP17,23,26,42 | 98 | 173 | 11 |
| 0119 AP19 | 30 | 53 | 1 |
| 0122 AP22 | 1 | 1 | 0 |
| 0128 AP28,47 | 36 | 46 | 5 |
| 0129 AP29,30,31,33,35 | 46 | 59 | 5 |
| 0134 AP34 | 3 | 7 | 0 |
| 0136 AP36 | 1 | 0 | 0 |
| 0137 AP37,48 | 7 | 17 | 0 |
| 0138 AP38 | 2 | 6 | 0 |
| 0140 AP40,46 | 23 | 52 | 4 |
| 0141 AP41 | 27 | 50 | 3 |
| 0144 AP44 | 9 | 23 | 2 |
| 0145 AP45,50,51 | 1 | 6 | 0 |
| 0149 AP49 | 28 | 39 | 6 |

(REPUBLICAN)

VOTES PERCENT

WITH 25 OF 25 REPORTING

STATE TREASURER

(Vote for) 1

01 = ERIC SCHMITT

1,259 100.00

01

| | |
|-----------------------|-----|
| 0101 AP1,2,7,43 | 102 |
| 0103 AP3,27 | 12 |
| 0104 AP4 | 12 |
| 0105 AP5,18,21,39 | 75 |
| 0106 AP6 | 0 |
| 0108 AP8,20 | 39 |
| 0109 AP9,13,25 | 62 |
| 0110 AP10 | 40 |
| 0111 AP11,24 | 46 |
| 0112 AP12,32 | 76 |
| 0114 AP14,15,16 | 37 |
| 0117 AP17,23,26,42 | 244 |
| 0119 AP19 | 75 |
| 0122 AP22 | 1 |
| 0128 AP28,47 | 74 |
| 0129 AP29,30,31,33,35 | 97 |
| 0134 AP34 | 9 |
| 0136 AP36 | 1 |
| 0137 AP37,48 | 22 |
| 0138 AP38 | 7 |
| 0140 AP40,46 | 64 |
| 0141 AP41 | 71 |
| 0144 AP44 | 27 |
| 0145 AP45,50,51 | 6 |
| 0149 AP49 | 60 |

(REPUBLICAN)

VOTES PERCENT

WITH 25 OF 25 REPORTING

ATTORNEY GENERAL

(Vote for) 1

01 = JOSH HAWLEY
02 = KURT SCHAEFER

1,043 70.95
427 29.05

| | 01 | 02 |
|-----------------------|-----|----|
| 0101 AP1,2,7,43 | 91 | 26 |
| 0103 AP3,27 | 9 | 4 |
| 0104 AP4 | 8 | 6 |
| 0105 AP5,18,21,39 | 65 | 20 |
| 0106 AP6 | 0 | 0 |
| 0108 AP8,20 | 41 | 8 |
| 0109 AP9,13,25 | 44 | 29 |
| 0110 AP10 | 34 | 13 |
| 0111 AP11,24 | 40 | 13 |
| 0112 AP12,32 | 60 | 26 |
| 0114 AP14,15,16 | 35 | 11 |
| 0117 AP17,23,26,42 | 211 | 72 |
| 0119 AP19 | 56 | 28 |
| 0122 AP22 | 3 | 0 |
| 0128 AP28,47 | 62 | 27 |
| 0129 AP29,30,31,33,35 | 75 | 38 |
| 0134 AP34 | 5 | 6 |
| 0136 AP36 | 1 | 0 |
| 0137 AP37,48 | 17 | 7 |
| 0138 AP38 | 2 | 5 |
| 0140 AP40,46 | 52 | 26 |
| 0141 AP41 | 60 | 22 |
| 0144 AP44 | 22 | 11 |
| 0145 AP45,50,51 | 3 | 4 |
| 0149 AP49 | 47 | 25 |

(REPUBLICAN)

| | VOTES | PERCENT | WITH 1 OF 1 REPORTING |
|---|-------|---------|-----------------------|
| STATE SENATOR DISTRICT 13 (Vote for) 1 01 = NO CANDIDATE FILED | 0 | | |
| ----- 01 ----- | | | |
| 0134 AP34 | 0 | | |

(REPUBLICAN)

| | VOTES | PERCENT | WITH 9 OF 9 REPORTING |
|---|-------|---------|-----------------------|
| STATE REPRESENTATIVE DISTRICT 72 (Vote for) 1 01 = DAN HYATT | 589 | 100.00 | |
| ----- 01 ----- | | | |
| 0104 AP4 | 12 | | |
| 0108 AP8,20 | 41 | | |
| 0112 AP12,32 | 77 | | |
| 0117 AP17,23,26,42 | 245 | | |
| 0122 AP22 | 1 | | |
| 0137 AP37,48 | 22 | | |
| 0140 AP40,46 | 62 | | |
| 0141 AP41 | 72 | | |
| 0149 AP49 | 57 | | |

(REPUBLICAN)

| | VOTES | PERCENT | WITH 11 OF 11 REPORTING |
|--|-------|---------|-------------------------|
| STATE REPRESENTATIVE DISTRICT 73 (Vote for) 1 01 = NO CANDIDATE FILED | 0 | | |
| ----- 01 ----- | | | |
| 0101 AP1,2,7,43 | 0 | | |
| 0103 AP3,27 | 0 | | |
| 0105 AP5,18,21,39 | 0 | | |
| 0111 AP11,24 | 0 | | |
| 0119 AP19 | 0 | | |
| 0128 AP28,47 | 0 | | |
| 0129 AP29,30,31,33,35 | 0 | | |
| 0134 AP34 | 0 | | |
| 0136 AP36 | 0 | | |
| 0138 AP38 | 0 | | |
| 0144 AP44 | 0 | | |

(REPUBLICAN)

| | VOTES | PERCENT | WITH 5 OF 5 REPORTING |
|---|-------|---------|-----------------------|
| STATE REPRESENTATIVE DISTRICT 85 (Vote for) 1 01 = STEVEN MCKNIGHT | 144 | 100.00 | |
| ----- 01 ----- | | | |
| 0106 AP6 | 0 | | |
| 0109 AP9,13,25 | 62 | | |
| 0110 AP10 | 39 | | |
| 0114 AP14,15,16 | 36 | | |
| 0145 AP45,50,51 | 7 | | |

(REPUBLICAN)

| | VOTES | PERCENT | WITH 17 OF 17 REPORTING |
|--|-------|---------|-------------------------|
| COUNTY COUNCIL DISTRICT 2 (Vote for) 1 01 = AMY POELKER | 1,123 | 100.00 | |
| ----- 01 ----- | | | |
| 0101 AP1,2,7,43 | 102 | | |
| 0104 AP4 | 13 | | |
| 0105 AP5,18,21,39 | 80 | | |
| 0106 AP6 | 0 | | |
| 0108 AP8,20 | 47 | | |
| 0111 AP11,24 | 48 | | |
| 0112 AP12,32 | 77 | | |
| 0117 AP17,23,26,42 | 248 | | |
| 0119 AP19 | 71 | | |
| 0122 AP22 | 2 | | |
| 0128 AP28,47 | 75 | | |
| 0129 AP29,30,31,33,35 | 101 | | |
| 0137 AP37,48 | 22 | | |

0140 AP40,46 72
 0141 AP41 73
 0144 AP44 27
 0149 AP49 65

(REPUBLICAN)

WITH 25 OF 25 REPORTING

COMMITTEEMAN AIRPORT TOWNSHIP

VOTES PERCENT
 1,162 97.57
 29 2.43

(Vote for) 1
 01 = BRUCE F. BUWALDA
 02 = INVALID WRITE-IN

| | 01 | 02 |
|-----------------------|-----|----|
| 0101 AP1,2,7,43 | 94 | 2 |
| 0103 AP3,27 | 9 | 0 |
| 0104 AP4 | 10 | 1 |
| 0105 AP5,18,21,39 | 71 | 1 |
| 0106 AP6 | 0 | 0 |
| 0108 AP8,20 | 42 | 1 |
| 0109 AP9,13,25 | 58 | 2 |
| 0110 AP10 | 34 | 2 |
| 0111 AP11,24 | 39 | 1 |
| 0112 AP12,32 | 70 | 2 |
| 0114 AP14,15,16 | 34 | 0 |
| 0117 AP17,23,26,42 | 227 | 8 |
| 0119 AP19 | 62 | 1 |
| 0122 AP22 | 1 | 0 |
| 0128 AP28,47 | 70 | 1 |
| 0129 AP29,30,31,33,35 | 88 | 1 |
| 0134 AP34 | 10 | 0 |
| 0136 AP36 | 1 | 0 |
| 0137 AP37,48 | 22 | 0 |
| 0138 AP38 | 7 | 0 |
| 0140 AP40,46 | 61 | 1 |
| 0141 AP41 | 72 | 0 |
| 0144 AP44 | 26 | 0 |
| 0145 AP45,50,51 | 7 | 0 |
| 0149 AP49 | 47 | 5 |

(REPUBLICAN)

WITH 25 OF 25 REPORTING

COMMITTEEWOMAN AIRPORT TOWNSHIP

VOTES PERCENT
 1,154 97.80
 26 2.20

(Vote for) 1
 01 = BECKY BUWALDA
 02 = INVALID WRITE-IN

| | 01 | 02 |
|-----------------------|-----|----|
| 0101 AP1,2,7,43 | 94 | 2 |
| 0103 AP3,27 | 11 | 0 |
| 0104 AP4 | 10 | 1 |
| 0105 AP5,18,21,39 | 72 | 1 |
| 0106 AP6 | 0 | 0 |
| 0108 AP8,20 | 42 | 1 |
| 0109 AP9,13,25 | 56 | 1 |
| 0110 AP10 | 34 | 2 |
| 0111 AP11,24 | 38 | 0 |
| 0112 AP12,32 | 68 | 2 |
| 0114 AP14,15,16 | 33 | 0 |
| 0117 AP17,23,26,42 | 224 | 7 |
| 0119 AP19 | 63 | 1 |
| 0122 AP22 | 1 | 0 |
| 0128 AP28,47 | 68 | 0 |
| 0129 AP29,30,31,33,35 | 84 | 1 |
| 0134 AP34 | 10 | 0 |
| 0136 AP36 | 0 | 0 |
| 0137 AP37,48 | 22 | 0 |
| 0138 AP38 | 7 | 0 |
| 0140 AP40,46 | 60 | 1 |
| 0141 AP41 | 75 | 0 |
| 0144 AP44 | 28 | 0 |
| 0145 AP45,50,51 | 7 | 0 |
| 0149 AP49 | 47 | 6 |

(LIBERTARIAN)

WITH 25 OF 25 REPORTING

U.S. SENATE

VOTES PERCENT
 18 50.00
 18 50.00

(Vote for) 1
 01 = JONATHAN DINE
 02 = HERSCHEL L. YOUNG

| | 01 | 02 |
|-----------------------|----|----|
| 0101 AP1,2,7,43 | 1 | 0 |
| 0103 AP3,27 | 0 | 1 |
| 0104 AP4 | 0 | 0 |
| 0105 AP5,18,21,39 | 0 | 1 |
| 0106 AP6 | 0 | 0 |
| 0108 AP8,20 | 0 | 1 |
| 0109 AP9,13,25 | 1 | 4 |
| 0110 AP10 | 2 | 1 |
| 0111 AP11,24 | 1 | 0 |
| 0112 AP12,32 | 4 | 1 |
| 0114 AP14,15,16 | 1 | 1 |
| 0117 AP17,23,26,42 | 2 | 2 |
| 0119 AP19 | 1 | 1 |
| 0122 AP22 | 0 | 1 |
| 0128 AP28,47 | 1 | 0 |
| 0129 AP29,30,31,33,35 | 1 | 1 |
| 0134 AP34 | 0 | 0 |
| 0136 AP36 | 0 | 0 |
| 0137 AP37,48 | 0 | 0 |
| 0138 AP38 | 0 | 2 |
| 0140 AP40,46 | 0 | 1 |
| 0141 AP41 | 0 | 0 |
| 0144 AP44 | 0 | 0 |
| 0145 AP45,50,51 | 1 | 0 |
| 0149 AP49 | 2 | 0 |

(LIBERTARIAN)

WITH 23 OF 23 REPORTING

U.S. REPRESENTATIVE DISTRICT 1

VOTES PERCENT

(Vote for) 1
01 = ROBB E. CUNNINGHAM 26 100.00

01

0101 AP1,2,7,43 1
0103 AP3,27 1
0104 AP4 0
0105 AP5,18,21,39 0
0106 AP6 0
0108 AP8,20 1
0109 AP9,13,25 5
0110 AP10 3
0111 AP11,24 1
0114 AP14,15,16 2
0119 AP19 3
0122 AP22 1
0128 AP28,47 1
0129 AP29,30,31,33,35 2
0134 AP34 0
0136 AP36 0
0137 AP37,48 0
0138 AP38 1
0140 AP40,46 1
0141 AP41 0
0144 AP44 0
0145 AP45,50,51 1
0149 AP49 2

(LIBERTARIAN)

U.S. REPRESENTATIVE DISTRICT 2 VOTES PERCENT WITH 2 OF 2 REPORTING

(Vote for) 1
01 = JIM HIGGINS 8 100.00

01

0112 AP12,32 5
0117 AP17,23,26,42 3

(LIBERTARIAN)

GOVERNOR VOTES PERCENT WITH 25 OF 25 REPORTING

(Vote for) 1
01 = CISSE W. SPRAGINS 28 100.00

01

0101 AP1,2,7,43 1
0103 AP3,27 1
0104 AP4 0
0105 AP5,18,21,39 0
0106 AP6 0
0108 AP8,20 0
0109 AP9,13,25 4
0110 AP10 3
0111 AP11,24 1
0112 AP12,32 4
0114 AP14,15,16 2
0117 AP17,23,26,42 2
0119 AP19 3
0122 AP22 1
0128 AP28,47 0
0129 AP29,30,31,33,35 2
0134 AP34 0
0136 AP36 0
0137 AP37,48 0
0138 AP38 1
0140 AP40,46 1
0141 AP41 0
0144 AP44 0
0145 AP45,50,51 1
0149 AP49 1

(LIBERTARIAN)

LIEUTENANT GOVERNOR VOTES PERCENT WITH 25 OF 25 REPORTING

(Vote for) 1
01 = STEVEN R. HEDRICK 29 100.00

01

0101 AP1,2,7,43 1
0103 AP3,27 0
0104 AP4 0
0105 AP5,18,21,39 1
0106 AP6 0
0108 AP8,20 0
0109 AP9,13,25 4
0110 AP10 3
0111 AP11,24 1
0112 AP12,32 5
0114 AP14,15,16 2
0117 AP17,23,26,42 2
0119 AP19 2
0122 AP22 1
0128 AP28,47 0
0129 AP29,30,31,33,35 2
0134 AP34 0
0136 AP36 0
0137 AP37,48 0
0138 AP38 1
0140 AP40,46 1
0141 AP41 0
0144 AP44 0
0145 AP45,50,51 1
0149 AP49 2

(LIBERTARIAN)

SECRETARY OF STATE VOTES PERCENT WITH 25 OF 25 REPORTING

(Vote for) 1
01 = CHRIS MORRILL 30 100.00

```

-----
01
0101 AP1,2,7,43 1
0103 AP3,27 1
0104 AP4 0
0105 AP5,18,21,39 0
0106 AP6 0
0108 AP8,20 0
0109 AP9,13,25 4
0110 AP10 3
0111 AP11,24 1
0112 AP12,32 5
0114 AP14,15,16 2
0117 AP17,23,26,42 3
0119 AP19 3
0122 AP22 1
0128 AP28,47 0
0129 AP29,30,31,33,35 2
0134 AP34 0
0136 AP36 0
0137 AP37,48 0
0138 AP38 1
0140 AP40,46 1
0141 AP41 0
0144 AP44 0
0145 AP45,50,51 1
0149 AP49 1
-----

```

(LIBERTARIAN)

```

STATE TREASURER
(Vote for ) 1
01 = SEAN O'TOOLE
-----
01
-----

```

```

VOTES PERCENT WITH 25 OF 25 REPORTING
30 100.00
-----
01
-----

```

```

0101 AP1,2,7,43 1
0103 AP3,27 1
0104 AP4 0
0105 AP5,18,21,39 0
0106 AP6 0
0108 AP8,20 1
0109 AP9,13,25 4
0110 AP10 3
0111 AP11,24 1
0112 AP12,32 5
0114 AP14,15,16 2
0117 AP17,23,26,42 3
0119 AP19 3
0122 AP22 1
0128 AP28,47 0
0129 AP29,30,31,33,35 2
0134 AP34 0
0136 AP36 0
0137 AP37,48 0
0138 AP38 0
0140 AP40,46 1
0141 AP41 0
0144 AP44 0
0145 AP45,50,51 1
0149 AP49 1
-----

```

(LIBERTARIAN)

```

ATTORNEY GENERAL
(Vote for ) 1
01 = NO CANDIDATE FILED
-----
01
-----

```

```

VOTES PERCENT WITH 25 OF 25 REPORTING
0
-----
01
-----

```

```

0101 AP1,2,7,43 0
0103 AP3,27 0
0104 AP4 0
0105 AP5,18,21,39 0
0106 AP6 0
0108 AP8,20 0
0109 AP9,13,25 0
0110 AP10 0
0111 AP11,24 0
0112 AP12,32 0
0114 AP14,15,16 0
0117 AP17,23,26,42 0
0119 AP19 0
0122 AP22 0
0128 AP28,47 0
0129 AP29,30,31,33,35 0
0134 AP34 0
0136 AP36 0
0137 AP37,48 0
0138 AP38 0
0140 AP40,46 0
0141 AP41 0
0144 AP44 0
0145 AP45,50,51 0
0149 AP49 0
-----

```

(LIBERTARIAN)

```

STATE SENATOR DISTRICT 13
(Vote for ) 1
01 = NO CANDIDATE FILED
-----
01
-----

```

```

VOTES PERCENT WITH 1 OF 1 REPORTING
0
-----
01
-----

```

0134 AP34 0

(LIBERTARIAN)

```

STATE REPRESENTATIVE DISTRICT 72
(Vote for ) 1
01 = NO CANDIDATE FILED
-----

```

```

VOTES PERCENT WITH 9 OF 9 REPORTING
0
-----

```

01

 0104 AP4 0
 0108 AP8,20 0
 0112 AP12,32 0
 0117 AP17,23,26,42 0
 0122 AP22 0
 0137 AP37,48 0
 0140 AP40,46 0
 0141 AP41 0
 0149 AP49 0

(LIBERTARIAN)

WITH 11 OF 11 REPORTING
 VOTES PERCENT

STATE REPRESENTATIVE DISTRICT 73
 (Vote for) 1
 01 = NO CANDIDATE FILED

0

01

 0101 AP1,2,7,43 0
 0103 AP3,27 0
 0105 AP5,18,21,39 0
 0111 AP11,24 0
 0119 AP19 0
 0128 AP28,47 0
 0129 AP29,30,31,33,35 0
 0134 AP34 0
 0136 AP36 0
 0138 AP38 0
 0144 AP44 0

(LIBERTARIAN)

WITH 5 OF 5 REPORTING
 VOTES PERCENT

STATE REPRESENTATIVE DISTRICT 85
 (Vote for) 1
 01 = NO CANDIDATE FILED

0

01

 0106 AP6 0
 0109 AP9,13,25 0
 0110 AP10 0
 0114 AP14,15,16 0
 0145 AP45,50,51 0

(LIBERTARIAN)

WITH 17 OF 17 REPORTING
 VOTES PERCENT

COUNTY COUNCIL DISTRICT 2
 (Vote for) 1
 01 = LADONNA HIGGINS

18 100.00

01

 0101 AP1,2,7,43 1
 0104 AP4 0
 0105 AP5,18,21,39 0
 0106 AP6 0
 0108 AP8,20 1
 0111 AP11,24 1
 0112 AP12,32 5
 0117 AP17,23,26,42 2
 0119 AP19 2
 0122 AP22 1
 0128 AP28,47 1
 0129 AP29,30,31,33,35 2
 0137 AP37,48 0
 0140 AP40,46 1
 0141 AP41 0
 0144 AP44 0
 0149 AP49 1

(LIBERTARIAN)

WITH 25 OF 25 REPORTING
 VOTES PERCENT

COMMITTEEMAN AIRPORT TOWNSHIP
 (Vote for) 1
 01 = NO CANDIDATE FILED
 02 = *SEE OFFICIAL WRITE-IN REPORT

0
 8 100.00

01 02

 0101 AP1,2,7,43 0 0
 0103 AP3,27 0 0
 0104 AP4 0 0
 0105 AP5,18,21,39 0 0
 0106 AP6 0 0
 0108 AP8,20 0 0
 0109 AP9,13,25 0 0
 0110 AP10 0 1
 0111 AP11,24 0 0
 0112 AP12,32 0 2
 0114 AP14,15,16 0 0
 0117 AP17,23,26,42 0 1
 0119 AP19 0 1
 0122 AP22 0 0
 0128 AP28,47 0 0
 0129 AP29,30,31,33,35 0 1
 0134 AP34 0 0
 0136 AP36 0 0
 0137 AP37,48 0 0
 0138 AP38 0 1
 0140 AP40,46 0 1
 0141 AP41 0 0
 0144 AP44 0 0
 0145 AP45,50,51 0 0
 0149 AP49 0 0

(LIBERTARIAN)

WITH 25 OF 25 REPORTING
 VOTES PERCENT

COMMITTEEWOMAN AIRPORT TOWNSHIP
 (Vote for) 1
 01 = NO CANDIDATE FILED

0

02 = *SEE OFFICIAL WRITE-IN REPORT

5 100.00

| | 01 | 02 |
|-----------------------|----|----|
| 0101 AP1,2,7,43 | 0 | 0 |
| 0103 AP3,27 | 0 | 0 |
| 0104 AP4 | 0 | 0 |
| 0105 AP5,18,21,39 | 0 | 0 |
| 0106 AP6 | 0 | 0 |
| 0108 AP8,20 | 0 | 0 |
| 0109 AP9,13,25 | 0 | 0 |
| 0110 AP10 | 0 | 0 |
| 0111 AP11,24 | 0 | 0 |
| 0112 AP12,32 | 0 | 1 |
| 0114 AP14,15,16 | 0 | 0 |
| 0117 AP17,23,26,42 | 0 | 1 |
| 0119 AP19 | 0 | 1 |
| 0122 AP22 | 0 | 0 |
| 0128 AP28,47 | 0 | 0 |
| 0129 AP29,30,31,33,35 | 0 | 1 |
| 0134 AP34 | 0 | 0 |
| 0136 AP36 | 0 | 0 |
| 0137 AP37,48 | 0 | 0 |
| 0138 AP38 | 0 | 0 |
| 0140 AP40,46 | 0 | 1 |
| 0141 AP41 | 0 | 0 |
| 0144 AP44 | 0 | 0 |
| 0145 AP45,50,51 | 0 | 0 |
| 0149 AP49 | 0 | 0 |

(CONSTITUTION)

VOTES PERCENT

WITH 25 OF 25 REPORTING

U.S. SENATE
(Vote for) 1
01 = FRED RYMAN

6 100.00

| | 01 |
|-----------------------|----|
| 0101 AP1,2,7,43 | 0 |
| 0103 AP3,27 | 0 |
| 0104 AP4 | 0 |
| 0105 AP5,18,21,39 | 0 |
| 0106 AP6 | 0 |
| 0108 AP8,20 | 0 |
| 0109 AP9,13,25 | 1 |
| 0110 AP10 | 0 |
| 0111 AP11,24 | 0 |
| 0112 AP12,32 | 0 |
| 0114 AP14,15,16 | 0 |
| 0117 AP17,23,26,42 | 1 |
| 0119 AP19 | 0 |
| 0122 AP22 | 0 |
| 0128 AP28,47 | 0 |
| 0129 AP29,30,31,33,35 | 0 |
| 0134 AP34 | 0 |
| 0136 AP36 | 0 |
| 0137 AP37,48 | 1 |
| 0138 AP38 | 0 |
| 0140 AP40,46 | 2 |
| 0141 AP41 | 0 |
| 0144 AP44 | 1 |
| 0145 AP45,50,51 | 0 |
| 0149 AP49 | 0 |

(CONSTITUTION)

VOTES PERCENT

WITH 23 OF 23 REPORTING

U.S. REPRESENTATIVE DISTRICT 1
(Vote for) 1
01 = NO CANDIDATE FILED

0

| | 01 |
|-----------------------|----|
| 0101 AP1,2,7,43 | 0 |
| 0103 AP3,27 | 0 |
| 0104 AP4 | 0 |
| 0105 AP5,18,21,39 | 0 |
| 0106 AP6 | 0 |
| 0108 AP8,20 | 0 |
| 0109 AP9,13,25 | 0 |
| 0110 AP10 | 0 |
| 0111 AP11,24 | 0 |
| 0114 AP14,15,16 | 0 |
| 0119 AP19 | 0 |
| 0122 AP22 | 0 |
| 0128 AP28,47 | 0 |
| 0129 AP29,30,31,33,35 | 0 |
| 0134 AP34 | 0 |
| 0136 AP36 | 0 |
| 0137 AP37,48 | 0 |
| 0138 AP38 | 0 |
| 0140 AP40,46 | 0 |
| 0141 AP41 | 0 |
| 0144 AP44 | 0 |
| 0145 AP45,50,51 | 0 |
| 0149 AP49 | 0 |

(CONSTITUTION)

VOTES PERCENT

WITH 2 OF 2 REPORTING

U.S. REPRESENTATIVE DISTRICT 2
(Vote for) 1
01 = NO CANDIDATE FILED

0

| | 01 |
|--------------------|----|
| 0112 AP12,32 | 0 |
| 0117 AP17,23,26,42 | 0 |

(CONSTITUTION)

VOTES PERCENT

WITH 25 OF 25 REPORTING

GOVERNOR
(Vote for) 1
01 = NO CANDIDATE FILED

0

01

 0101 AP1,2,7,43 0
 0103 AP3,27 0
 0104 AP4 0
 0105 AP5,18,21,39 0
 0106 AP6 0
 0108 AP8,20 0
 0109 AP9,13,25 0
 0110 AP10 0
 0111 AP11,24 0
 0112 AP12,32 0
 0114 AP14,15,16 0
 0117 AP17,23,26,42 0
 0119 AP19 0
 0122 AP22 0
 0128 AP28,47 0
 0129 AP29,30,31,33,35 0
 0134 AP34 0
 0136 AP36 0
 0137 AP37,48 0
 0138 AP38 0
 0140 AP40,46 0
 0141 AP41 0
 0144 AP44 0
 0145 AP45,50,51 0
 0149 AP49 0

(CONSTITUTION)

WITH 25 OF 25 REPORTING

LIEUTENANT GOVERNOR

VOTES PERCENT

(Vote for) 1
 01 = NO CANDIDATE FILED 0

01

 0101 AP1,2,7,43 0
 0103 AP3,27 0
 0104 AP4 0
 0105 AP5,18,21,39 0
 0106 AP6 0
 0108 AP8,20 0
 0109 AP9,13,25 0
 0110 AP10 0
 0111 AP11,24 0
 0112 AP12,32 0
 0114 AP14,15,16 0
 0117 AP17,23,26,42 0
 0119 AP19 0
 0122 AP22 0
 0128 AP28,47 0
 0129 AP29,30,31,33,35 0
 0134 AP34 0
 0136 AP36 0
 0137 AP37,48 0
 0138 AP38 0
 0140 AP40,46 0
 0141 AP41 0
 0144 AP44 0
 0145 AP45,50,51 0
 0149 AP49 0

(CONSTITUTION)

WITH 25 OF 25 REPORTING

SECRETARY OF STATE

VOTES PERCENT

(Vote for) 1
 01 = NO CANDIDATE FILED 0

01

 0101 AP1,2,7,43 0
 0103 AP3,27 0
 0104 AP4 0
 0105 AP5,18,21,39 0
 0106 AP6 0
 0108 AP8,20 0
 0109 AP9,13,25 0
 0110 AP10 0
 0111 AP11,24 0
 0112 AP12,32 0
 0114 AP14,15,16 0
 0117 AP17,23,26,42 0
 0119 AP19 0
 0122 AP22 0
 0128 AP28,47 0
 0129 AP29,30,31,33,35 0
 0134 AP34 0
 0136 AP36 0
 0137 AP37,48 0
 0138 AP38 0
 0140 AP40,46 0
 0141 AP41 0
 0144 AP44 0
 0145 AP45,50,51 0
 0149 AP49 0

(CONSTITUTION)

WITH 25 OF 25 REPORTING

STATE TREASURER

VOTES PERCENT

(Vote for) 1
 01 = NO CANDIDATE FILED 0

01

 0101 AP1,2,7,43 0
 0103 AP3,27 0
 0104 AP4 0
 0105 AP5,18,21,39 0
 0106 AP6 0
 0108 AP8,20 0
 0109 AP9,13,25 0
 0110 AP10 0
 0111 AP11,24 0
 0112 AP12,32 0

0114 AP14,15,16 0
 0117 AP17,23,26,42 0
 0119 AP19 0
 0122 AP22 0
 0128 AP28,47 0
 0129 AP29,30,31,33,35 0
 0134 AP34 0
 0136 AP36 0
 0137 AP37,48 0
 0138 AP38 0
 0140 AP40,46 0
 0141 AP41 0
 0144 AP44 0
 0145 AP45,50,51 0
 0149 AP49 0

(CONSTITUTION)

VOTES PERCENT WITH 25 OF 25 REPORTING

ATTORNEY GENERAL
 (Vote for) 1
 01 = NO CANDIDATE FILED 0

 01

0101 AP1,2,7,43 0
 0103 AP3,27 0
 0104 AP4 0
 0105 AP5,18,21,39 0
 0106 AP6 0
 0108 AP8,20 0
 0109 AP9,13,25 0
 0110 AP10 0
 0111 AP11,24 0
 0112 AP12,32 0
 0114 AP14,15,16 0
 0117 AP17,23,26,42 0
 0119 AP19 0
 0122 AP22 0
 0128 AP28,47 0
 0129 AP29,30,31,33,35 0
 0134 AP34 0
 0136 AP36 0
 0137 AP37,48 0
 0138 AP38 0
 0140 AP40,46 0
 0141 AP41 0
 0144 AP44 0
 0145 AP45,50,51 0
 0149 AP49 0

(CONSTITUTION)

VOTES PERCENT WITH 1 OF 1 REPORTING

STATE SENATOR DISTRICT 13
 (Vote for) 1
 01 = NO CANDIDATE FILED 0

 01

0134 AP34 0

(CONSTITUTION)

VOTES PERCENT WITH 9 OF 9 REPORTING

STATE REPRESENTATIVE DISTRICT 72
 (Vote for) 1
 01 = NO CANDIDATE FILED 0

 01

0104 AP4 0
 0108 AP8,20 0
 0112 AP12,32 0
 0117 AP17,23,26,42 0
 0122 AP22 0
 0137 AP37,48 0
 0140 AP40,46 0
 0141 AP41 0
 0149 AP49 0

(CONSTITUTION)

VOTES PERCENT WITH 11 OF 11 REPORTING

STATE REPRESENTATIVE DISTRICT 73
 (Vote for) 1
 01 = NO CANDIDATE FILED 0

 01

0101 AP1,2,7,43 0
 0103 AP3,27 0
 0105 AP5,18,21,39 0
 0111 AP11,24 0
 0119 AP19 0
 0128 AP28,47 0
 0129 AP29,30,31,33,35 0
 0134 AP34 0
 0136 AP36 0
 0138 AP38 0
 0144 AP44 0

(CONSTITUTION)

VOTES PERCENT WITH 5 OF 5 REPORTING

STATE REPRESENTATIVE DISTRICT 85
 (Vote for) 1
 01 = NO CANDIDATE FILED 0

 01

0106 AP6 0
 0109 AP9,13,25 0
 0110 AP10 0
 0114 AP14,15,16 0
 0145 AP45,50,51 0

(CONSTITUTION)

VOTES PERCENT WITH 17 OF 17 REPORTING

COUNTY COUNCIL DISTRICT 2
(Vote for) 1
01 = NO CANDIDATE FILED

Table with columns for candidate ID (e.g., 0101 AP1,2,7,43) and vote count (0).

(CONSTITUTION)

VOTES PERCENT WITH 25 OF 25 REPORTING

COMMITTEEMAN AIRPORT TOWNSHIP
(Vote for) 1
01 = NO CANDIDATE FILED
02 = *SEE OFFICIAL WRITE-IN REPORT

Table with columns for candidate ID and two columns for vote counts (01, 02).

(CONSTITUTION)

VOTES PERCENT WITH 25 OF 25 REPORTING

COMMITTEEWOMAN AIRPORT TOWNSHIP
(Vote for) 1
01 = NO CANDIDATE FILED
02 = *SEE OFFICIAL WRITE-IN REPORT

Table with columns for candidate ID and two columns for vote counts (01, 02).

WE, THE BOARD OF ELECTION COMMISSIONERS OF ST. LOUIS COUNTY, MISSOURI, ACTING AS THE VERIFICATION BOARD PURSUANT TO SECTION 115.507, RSMo, HEREBY CERTIFY THE FOREGOING TO BE A TRUE AND CORRECT ABSTRACT OF VOTES CAST FOR THE CANDIDATES AND ISSUES AT THE PRIMARY ELECTION HELD IN ST. LOUIS COUNTY, MISSOURI, ON AUGUST 2, 2016. IN TESTIMONY WHEREOF, WE HAVE HEREUNTO SET OUR HAND AT OUR OFFICE IN MAPLEWOOD, ST. LOUIS COUNTY, MISSOURI, ON AUGUST 16, 2016.

Richard H. Kellett
RICHARD H. KELLETT, CHAIRMAN

John W. Maupin
JOHN W. MAUPIN, SECRETARY

Trudi McCollum Foushee
TRUDI MCCOLLUM FOUSHEE, COMMISSIONER

John P. King
JOHN P. KING, COMMISSIONER



RUN DATE:08/15/16 12:26 PM

01 = REGISTERED VOTERS - TOTAL
02 = BALLOTS CAST - TOTAL
03 = BALLOTS CAST - DEMOCRATIC
04 = BALLOTS CAST - REPUBLICAN

TOTAL PERCENT
27,714
8,697
3,559 40.92
5,053 58.10

WITH 27 OF 27 PRECINCTS REPORTING
05 = BALLOTS CAST - LIBERTARIAN
06 = BALLOTS CAST - CONSTITUTION
07 = BALLOTS CAST - NONPARTISAN
08 = VOTER TURNOUT - TOTAL

TOTAL PERCENT
33 .38
2 .02
50 .57
31.38

Table with 8 columns (01-08) and 27 rows (0201-0237) showing ballot counts and percentages for various precincts.

(DEMOCRATIC)

U.S. SENATE
(Vote for) 1
01 = CHIEF WANA DUBIE
02 = CORI BUSH

VOTES PERCENT
179 5.34
298 8.89

WITH 27 OF 27 REPORTING

VOTES PERCENT
2,734 81.54
142 4.24

Table with 4 columns (01-04) and 27 rows (0201-0237) showing vote counts for U.S. Senate candidates.

(DEMOCRATIC)

U.S. REPRESENTATIVE DISTRICT 2
(Vote for) 1
01 = BILL OTTO

VOTES PERCENT
3,069 100.00

WITH 27 OF 27 REPORTING

Table with 1 column (01) and 27 rows (0201-0237) showing vote counts for U.S. Representative District 2.

(DEMOCRATIC)

VOTES PERCENT

WITH 27 OF 27 REPORTING

VOTES PERCENT

| GOVERNOR | | | | | | | |
|----------------------------------|----------------|-------|-------|-------------------------|----|-----|------|
| (Vote for) 1 | | | | | | | |
| 01 = LEONARD JOSEPH STEINMAN, II | | 85 | 2.48 | 03 = ERIC MORRISON | | 167 | 4.86 |
| 02 = CHRIS KOSTER | | 3,072 | 89.46 | 04 = CHARLES B. WHEELER | | 110 | 3.20 |
| | | 01 | 02 | 03 | 04 | | |
| 0201 | BON1 | 5 | 172 | 11 | 3 | | |
| 0202 | BON2 | 3 | 104 | 3 | 2 | | |
| 0203 | BON3,28,30,38 | 2 | 93 | 2 | 2 | | |
| 0204 | BON4,18 | 2 | 65 | 6 | 2 | | |
| 0205 | BON5 | 0 | 180 | 11 | 6 | | |
| 0206 | BON6 | 10 | 227 | 10 | 7 | | |
| 0207 | BON7 | 0 | 35 | 0 | 0 | | |
| 0208 | BON8,22 | 4 | 172 | 8 | 5 | | |
| 0209 | BON9 | 4 | 198 | 6 | 5 | | |
| 0210 | BON10 | 4 | 118 | 10 | 3 | | |
| 0211 | BON11,33 | 3 | 151 | 7 | 2 | | |
| 0212 | BON12 | 5 | 228 | 18 | 15 | | |
| 0213 | BON13,23,26,29 | 10 | 319 | 9 | 13 | | |
| 0214 | BON14 | 0 | 0 | 0 | 0 | | |
| 0215 | BON15 | 2 | 94 | 3 | 3 | | |
| 0216 | BON16 | 0 | 31 | 0 | 1 | | |
| 0217 | BON17 | 6 | 43 | 5 | 3 | | |
| 0219 | BON19 | 0 | 98 | 2 | 3 | | |
| 0220 | BON20 | 1 | 11 | 0 | 0 | | |
| 0221 | BON21 | 0 | 62 | 2 | 1 | | |
| 0224 | BON24 | 7 | 129 | 17 | 11 | | |
| 0225 | BON25 | 1 | 32 | 4 | 2 | | |
| 0227 | BON27,34 | 3 | 152 | 12 | 4 | | |
| 0231 | BON31,32 | 9 | 244 | 19 | 11 | | |
| 0235 | BON35,40 | 0 | 17 | 0 | 1 | | |
| 0236 | BON36 | 1 | 31 | 1 | 4 | | |
| 0237 | BON37,39 | 3 | 66 | 1 | 1 | | |

(DEMOCRATIC)

VOTES PERCENT

WITH 27 OF 27 REPORTING

VOTES PERCENT

| LIEUTENANT GOVERNOR | | | | | | | |
|---------------------|----------------|-------|-------|--------------------------|--|-----|------|
| (Vote for) 1 | | | | | | | |
| 01 = WINSTON APPLE | | 312 | 9.21 | 03 = TOMMIE PIERSON, SR. | | 230 | 6.79 |
| 02 = RUSS CARNAHAN | | 2,846 | 84.00 | | | | |
| | | 01 | 02 | 03 | | | |
| 0201 | BON1 | 27 | 137 | 18 | | | |
| 0202 | BON2 | 8 | 102 | 3 | | | |
| 0203 | BON3,28,30,38 | 8 | 86 | 6 | | | |
| 0204 | BON4,18 | 6 | 63 | 4 | | | |
| 0205 | BON5 | 16 | 163 | 21 | | | |
| 0206 | BON6 | 18 | 216 | 16 | | | |
| 0207 | BON7 | 1 | 33 | 2 | | | |
| 0208 | BON8,22 | 13 | 169 | 6 | | | |
| 0209 | BON9 | 13 | 184 | 14 | | | |
| 0210 | BON10 | 17 | 105 | 7 | | | |
| 0211 | BON11,33 | 16 | 130 | 10 | | | |
| 0212 | BON12 | 19 | 227 | 14 | | | |
| 0213 | BON13,23,26,29 | 28 | 282 | 33 | | | |
| 0214 | BON14 | 0 | 0 | 0 | | | |
| 0215 | BON15 | 11 | 85 | 3 | | | |
| 0216 | BON16 | 1 | 29 | 1 | | | |
| 0217 | BON17 | 5 | 40 | 12 | | | |
| 0219 | BON19 | 9 | 88 | 2 | | | |
| 0220 | BON20 | 1 | 11 | 0 | | | |
| 0221 | BON21 | 3 | 58 | 3 | | | |
| 0224 | BON24 | 19 | 124 | 24 | | | |
| 0225 | BON25 | 5 | 33 | 1 | | | |
| 0227 | BON27,34 | 26 | 137 | 9 | | | |
| 0231 | BON31,32 | 31 | 239 | 11 | | | |
| 0235 | BON35,40 | 3 | 15 | 0 | | | |
| 0236 | BON36 | 3 | 31 | 3 | | | |
| 0237 | BON37,39 | 5 | 59 | 7 | | | |

(DEMOCRATIC)

VOTES PERCENT

WITH 27 OF 27 REPORTING

VOTES PERCENT

| SECRETARY OF STATE | | | | | | | |
|-------------------------|----------------|-------|-------|--------------------|--|-----|------|
| (Vote for) 1 | | | | | | | |
| 01 = BILL CLINTON YOUNG | | 385 | 11.81 | 03 = MD RABBI ALAM | | 198 | 6.07 |
| 02 = ROBIN SMITH | | 2,678 | 82.12 | | | | |
| | | 01 | 02 | 03 | | | |
| 0201 | BON1 | 20 | 134 | 13 | | | |
| 0202 | BON2 | 5 | 95 | 6 | | | |
| 0203 | BON3,28,30,38 | 18 | 72 | 5 | | | |
| 0204 | BON4,18 | 11 | 63 | 0 | | | |
| 0205 | BON5 | 15 | 165 | 10 | | | |
| 0206 | BON6 | 34 | 191 | 14 | | | |
| 0207 | BON7 | 5 | 27 | 1 | | | |
| 0208 | BON8,22 | 13 | 159 | 12 | | | |
| 0209 | BON9 | 17 | 176 | 14 | | | |
| 0210 | BON10 | 24 | 105 | 4 | | | |
| 0211 | BON11,33 | 17 | 126 | 10 | | | |
| 0212 | BON12 | 17 | 212 | 13 | | | |
| 0213 | BON13,23,26,29 | 41 | 261 | 23 | | | |
| 0214 | BON14 | 0 | 0 | 0 | | | |
| 0215 | BON15 | 15 | 79 | 4 | | | |
| 0216 | BON16 | 1 | 28 | 2 | | | |
| 0217 | BON17 | 7 | 49 | 3 | | | |
| 0219 | BON19 | 9 | 80 | 3 | | | |
| 0220 | BON20 | 0 | 10 | 1 | | | |
| 0221 | BON21 | 4 | 52 | 7 | | | |
| 0224 | BON24 | 31 | 116 | 13 | | | |
| 0225 | BON25 | 4 | 33 | 2 | | | |
| 0227 | BON27,34 | 22 | 132 | 10 | | | |
| 0231 | BON31,32 | 34 | 215 | 21 | | | |
| 0235 | BON35,40 | 6 | 12 | 0 | | | |
| 0236 | BON36 | 3 | 31 | 2 | | | |
| 0237 | BON37,39 | 12 | 55 | 5 | | | |

(DEMOCRATIC)

VOTES PERCENT

WITH 27 OF 27 REPORTING

STATE TREASURER

(Vote for) 1
 01 = PAT CONTRERAS 1,632 51.73
 02 = JUDY BAKER 1,523 48.27

 01 02

| | | |
|---------------------|-----|-----|
| 0201 BON1 | 86 | 76 |
| 0202 BON2 | 60 | 44 |
| 0203 BON3,28,30,38 | 53 | 40 |
| 0204 BON4,18 | 30 | 38 |
| 0205 BON5 | 94 | 89 |
| 0206 BON6 | 117 | 115 |
| 0207 BON7 | 18 | 14 |
| 0208 BON8,22 | 91 | 85 |
| 0209 BON9 | 94 | 101 |
| 0210 BON10 | 78 | 50 |
| 0211 BON11,33 | 76 | 75 |
| 0212 BON12 | 120 | 116 |
| 0213 BON13,23,26,29 | 152 | 173 |
| 0214 BON14 | 0 | 0 |
| 0215 BON15 | 48 | 47 |
| 0216 BON16 | 21 | 6 |
| 0217 BON17 | 26 | 29 |
| 0219 BON19 | 53 | 39 |
| 0220 BON20 | 3 | 8 |
| 0221 BON21 | 27 | 34 |
| 0224 BON24 | 79 | 74 |
| 0225 BON25 | 17 | 19 |
| 0227 BON27,34 | 74 | 86 |
| 0231 BON31,32 | 143 | 115 |
| 0235 BON35,40 | 9 | 8 |
| 0236 BON36 | 24 | 11 |
| 0237 BON37,39 | 39 | 31 |

(DEMOCRATIC)

WITH 27 OF 27 REPORTING
 VOTES PERCENT

ATTORNEY GENERAL
 (Vote for) 1
 01 = JAKE ZIMMERMAN 2,223 66.30
 02 = TERESA HENSLEY 1,130 33.70

 01 02

| | | |
|---------------------|-----|-----|
| 0201 BON1 | 135 | 48 |
| 0202 BON2 | 83 | 31 |
| 0203 BON3,28,30,38 | 52 | 48 |
| 0204 BON4,18 | 43 | 29 |
| 0205 BON5 | 127 | 63 |
| 0206 BON6 | 182 | 68 |
| 0207 BON7 | 19 | 14 |
| 0208 BON8,22 | 136 | 55 |
| 0209 BON9 | 149 | 63 |
| 0210 BON10 | 92 | 38 |
| 0211 BON11,33 | 104 | 54 |
| 0212 BON12 | 161 | 96 |
| 0213 BON13,23,26,29 | 222 | 120 |
| 0214 BON14 | 0 | 0 |
| 0215 BON15 | 62 | 39 |
| 0216 BON16 | 23 | 7 |
| 0217 BON17 | 32 | 26 |
| 0219 BON19 | 63 | 34 |
| 0220 BON20 | 6 | 6 |
| 0221 BON21 | 45 | 18 |
| 0224 BON24 | 95 | 64 |
| 0225 BON25 | 25 | 11 |
| 0227 BON27,34 | 96 | 68 |
| 0231 BON31,32 | 182 | 94 |
| 0235 BON35,40 | 11 | 6 |
| 0236 BON36 | 31 | 6 |
| 0237 BON37,39 | 47 | 24 |

(DEMOCRATIC)

WITH 5 OF 5 REPORTING
 VOTES PERCENT

STATE SENATOR DISTRICT 1
 (Vote for) 1
 01 = SCOTT SIFTON 252 100.00

 01

| | |
|--------------|-----|
| 0204 BON4,18 | 58 |
| 0214 BON14 | 0 |
| 0217 BON17 | 39 |
| 0224 BON24 | 127 |
| 0236 BON36 | 28 |

(DEMOCRATIC)

WITH 22 OF 22 REPORTING
 VOTES PERCENT

STATE SENATOR DISTRICT 15
 (Vote for) 1
 01 = MARK G. BOYKO 1,756 59.91
 02 = STEPHEN EAGLETON 1,175 40.09

 01 02

| | | |
|---------------------|-----|-----|
| 0201 BON1 | 106 | 72 |
| 0202 BON2 | 74 | 31 |
| 0203 BON3,28,30,38 | 45 | 48 |
| 0205 BON5 | 127 | 62 |
| 0206 BON6 | 167 | 78 |
| 0207 BON7 | 18 | 15 |
| 0208 BON8,22 | 121 | 60 |
| 0209 BON9 | 120 | 82 |
| 0210 BON10 | 55 | 74 |
| 0211 BON11,33 | 95 | 61 |
| 0212 BON12 | 146 | 102 |
| 0213 BON13,23,26,29 | 214 | 115 |
| 0215 BON15 | 53 | 45 |
| 0216 BON16 | 18 | 12 |
| 0219 BON19 | 69 | 29 |
| 0220 BON20 | 4 | 7 |
| 0221 BON21 | 23 | 37 |
| 0225 BON25 | 15 | 22 |
| 0227 BON27,34 | 103 | 59 |
| 0231 BON31,32 | 141 | 121 |

0235 BON35,40 5 11
0237 BON37,39 37 32

(DEMOCRATIC)

WITH 2 OF 2 REPORTING

| | VOTES | PERCENT |
|---|-------|---------|
| STATE REPRESENTATIVE DISTRICT 89 (Vote for) 1 | | |
| 01 = JACK SCHILLIGO | 205 | 100.00 |
| ----- | | |
| 01 | | |
| ----- | | |
| 0207 BON7 | 27 | |
| 0209 BON9 | 178 | |

(DEMOCRATIC)

WITH 16 OF 16 REPORTING

| | VOTES | PERCENT |
|---|-------|---------|
| STATE REPRESENTATIVE DISTRICT 90 (Vote for) 1 | | |
| 01 = DEB LAVENDER | 2,639 | 100.00 |
| ----- | | |
| 01 | | |
| ----- | | |
| 0201 BON1 | 188 | |
| 0202 BON2 | 116 | |
| 0204 BON4,18 | 73 | |
| 0205 BON5 | 200 | |
| 0206 BON6 | 262 | |
| 0208 BON8,22 | 190 | |
| 0211 BON11,33 | 158 | |
| 0212 BON12 | 259 | |
| 0213 BON13,23,26,29 | 349 | |
| 0216 BON16 | 31 | |
| 0217 BON17 | 63 | |
| 0219 BON19 | 103 | |
| 0224 BON24 | 157 | |
| 0227 BON27,34 | 172 | |
| 0231 BON31,32 | 281 | |
| 0236 BON36 | 37 | |

(DEMOCRATIC)

WITH 1 OF 1 REPORTING

| | VOTES | PERCENT |
|---|-------|---------|
| STATE REPRESENTATIVE DISTRICT 91 (Vote for) 1 | | |
| 01 = SARAH UNSICKER | 0 | |
| ----- | | |
| 01 | | |
| ----- | | |
| 0214 BON14 | 0 | |

(DEMOCRATIC)

WITH 7 OF 7 REPORTING

| | VOTES | PERCENT |
|---|-------|---------|
| STATE REPRESENTATIVE DISTRICT 96 (Vote for) 1 | | |
| 01 = NO CANDIDATE FILED | 0 | |
| ----- | | |
| 01 | | |
| ----- | | |
| 0203 BON3,28,30,38 | 0 | |
| 0210 BON10 | 0 | |
| 0215 BON15 | 0 | |
| 0220 BON20 | 0 | |
| 0221 BON21 | 0 | |
| 0235 BON35,40 | 0 | |
| 0237 BON37,39 | 0 | |

(DEMOCRATIC)

WITH 1 OF 1 REPORTING

| | VOTES | PERCENT |
|---|-------|---------|
| STATE REPRESENTATIVE DISTRICT 98 (Vote for) 1 | | |
| 01 = NANCY CRAIG | 34 | 100.00 |
| ----- | | |
| 01 | | |
| ----- | | |
| 0225 BON25 | 34 | |

(DEMOCRATIC)

WITH 27 OF 27 REPORTING

| | VOTES | PERCENT |
|---|-------|---------|
| COMMITTEEMAN BONHOMME TOWNSHIP (Vote for) 1 | | |
| 01 = DENNIS ROACH | 2,733 | 99.27 |
| 02 = INVALID WRITE-IN | 20 | .73 |
| ----- | | |
| 01 | | |
| ----- | | |
| 02 | | |
| ----- | | |
| 0201 BON1 | 137 | 0 |
| 0202 BON2 | 88 | 0 |
| 0203 BON3,28,30,38 | 83 | 1 |
| 0204 BON4,18 | 55 | 0 |
| 0205 BON5 | 155 | 1 |
| 0206 BON6 | 198 | 3 |
| 0207 BON7 | 23 | 1 |
| 0208 BON8,22 | 154 | 1 |
| 0209 BON9 | 176 | 0 |
| 0210 BON10 | 115 | 1 |
| 0211 BON11,33 | 122 | 0 |
| 0212 BON12 | 200 | 0 |
| 0213 BON13,23,26,29 | 285 | 3 |
| 0214 BON14 | 0 | 0 |
| 0215 BON15 | 86 | 1 |
| 0216 BON16 | 24 | 0 |
| 0217 BON17 | 50 | 1 |
| 0219 BON19 | 80 | 2 |
| 0220 BON20 | 10 | 0 |
| 0221 BON21 | 52 | 0 |
| 0224 BON24 | 131 | 2 |
| 0225 BON25 | 34 | 0 |
| 0227 BON27,34 | 141 | 1 |
| 0231 BON31,32 | 226 | 2 |
| 0235 BON35,40 | 15 | 0 |
| 0236 BON36 | 31 | 0 |
| 0237 BON37,39 | 62 | 0 |

(DEMOCRATIC)

WITH 27 OF 27 REPORTING

COMMITTEEWOMAN BONHOMME TOWNSHIP

VOTES PERCENT

(Vote for) 1
01 = JEANETTE LANGTON
02 = INVALID WRITE-IN

2,775 99.46
15 .54

01 02

Table with 2 columns: Candidate ID (e.g., 0201 BON1) and Vote Count (e.g., 137, 0).

(REPUBLICAN)

WITH 27 OF 27 REPORTING

U.S. SENATE

VOTES PERCENT

VOTES PERCENT

(Vote for) 1
01 = ROY BLUNT
02 = KRISTI NICHOLS

3,841 79.28
711 14.67

03 = BERNIE MOWINSKI
04 = RYAN D. LUETHY

130 2.68
163 3.36

01 02 03 04

Table with 4 columns: Candidate ID and Vote Counts for four candidates (e.g., 0201 BON1: 212, 28, 5, 8).

(REPUBLICAN)

WITH 27 OF 27 REPORTING

U.S. REPRESENTATIVE DISTRICT 2

VOTES PERCENT

(Vote for) 1
01 = ANN WAGNER
02 = GREG SEARS

4,006 83.23
807 16.77

01 02

Table with 2 columns: Candidate ID (e.g., 0201 BON1) and Vote Count (e.g., 210, 42).

(REPUBLICAN)

WITH 27 OF 27 REPORTING

01 = ERIC SCHMITT 4,423 100.00

01

| | | |
|------|----------------|-----|
| 0201 | BON1 | 238 |
| 0202 | BON2 | 136 |
| 0203 | BON3,28,30,38 | 239 |
| 0204 | BON4,18 | 55 |
| 0205 | BON5 | 177 |
| 0206 | BON6 | 275 |
| 0207 | BON7 | 69 |
| 0208 | BON8,22 | 189 |
| 0209 | BON9 | 420 |
| 0210 | BON10 | 215 |
| 0211 | BON11,33 | 205 |
| 0212 | BON12 | 316 |
| 0213 | BON13,23,26,29 | 321 |
| 0214 | BON14 | 0 |
| 0215 | BON15 | 207 |
| 0216 | BON16 | 37 |
| 0217 | BON17 | 15 |
| 0219 | BON19 | 116 |
| 0220 | BON20 | 86 |
| 0221 | BON21 | 179 |
| 0224 | BON24 | 105 |
| 0225 | BON25 | 77 |
| 0227 | BON27,34 | 161 |
| 0231 | BON31,32 | 290 |
| 0235 | BON35,40 | 73 |
| 0236 | BON36 | 50 |
| 0237 | BON37,39 | 172 |

=====

(REPUBLICAN)

WITH 27 OF 27 REPORTING

ATTORNEY GENERAL

VOTES PERCENT

(Vote for) 1
01 = JOSH HAWLEY
02 = KURT SCHAEFER

3,393 71.73
1,337 28.27

01 02

| | | | |
|------|----------------|-----|-----|
| 0201 | BON1 | 179 | 67 |
| 0202 | BON2 | 103 | 41 |
| 0203 | BON3,28,30,38 | 189 | 68 |
| 0204 | BON4,18 | 40 | 21 |
| 0205 | BON5 | 136 | 50 |
| 0206 | BON6 | 197 | 87 |
| 0207 | BON7 | 50 | 23 |
| 0208 | BON8,22 | 142 | 59 |
| 0209 | BON9 | 323 | 117 |
| 0210 | BON10 | 181 | 48 |
| 0211 | BON11,33 | 148 | 71 |
| 0212 | BON12 | 256 | 92 |
| 0213 | BON13,23,26,29 | 219 | 120 |
| 0214 | BON14 | 0 | 0 |
| 0215 | BON15 | 168 | 57 |
| 0216 | BON16 | 26 | 19 |
| 0217 | BON17 | 12 | 6 |
| 0219 | BON19 | 84 | 40 |
| 0220 | BON20 | 60 | 29 |
| 0221 | BON21 | 146 | 59 |
| 0224 | BON24 | 88 | 26 |
| 0225 | BON25 | 68 | 16 |
| 0227 | BON27,34 | 130 | 46 |
| 0231 | BON31,32 | 212 | 88 |
| 0235 | BON35,40 | 64 | 17 |
| 0236 | BON36 | 42 | 12 |
| 0237 | BON37,39 | 130 | 58 |

=====

(REPUBLICAN)

WITH 5 OF 5 REPORTING

STATE SENATOR DISTRICT 1

VOTES PERCENT

(Vote for) 1
01 = RANDY JOTTE

210 100.00

01

| | | |
|------|---------|----|
| 0204 | BON4,18 | 54 |
| 0214 | BON14 | 0 |
| 0217 | BON17 | 16 |
| 0224 | BON24 | 96 |
| 0236 | BON36 | 44 |

=====

(REPUBLICAN)

WITH 22 OF 22 REPORTING

STATE SENATOR DISTRICT 15

VOTES PERCENT

(Vote for) 1
01 = ANDREW KOENIG
02 = RICK STREAM

1,663 35.91
2,968 64.09

01 02

| | | | |
|------|----------------|-----|-----|
| 0201 | BON1 | 55 | 210 |
| 0202 | BON2 | 33 | 120 |
| 0203 | BON3,28,30,38 | 160 | 97 |
| 0205 | BON5 | 58 | 137 |
| 0206 | BON6 | 61 | 239 |
| 0207 | BON7 | 21 | 57 |
| 0208 | BON8,22 | 53 | 158 |
| 0209 | BON9 | 81 | 383 |
| 0210 | BON10 | 172 | 51 |
| 0211 | BON11,33 | 94 | 138 |
| 0212 | BON12 | 121 | 238 |
| 0213 | BON13,23,26,29 | 95 | 256 |
| 0215 | BON15 | 122 | 92 |
| 0216 | BON16 | 13 | 31 |
| 0219 | BON19 | 24 | 108 |
| 0220 | BON20 | 44 | 49 |
| 0221 | BON21 | 125 | 77 |
| 0225 | BON25 | 59 | 28 |
| 0227 | BON27,34 | 61 | 121 |
| 0231 | BON31,32 | 74 | 249 |
| 0235 | BON35,40 | 42 | 38 |
| 0237 | BON37,39 | 95 | 91 |

(REPUBLICAN)

WITH 2 OF 2 REPORTING

| | | VOTES | PERCENT |
|----------------------------------|----|-------|---------|
| STATE REPRESENTATIVE DISTRICT 89 | | | |
| (Vote for) 1 | | | |
| 01 = DEAN PLOCHER | | 457 | 100.00 |
| | 01 | | |
| 0207 BON7 | | 67 | |
| 0209 BON9 | | 390 | |

(REPUBLICAN)

WITH 16 OF 16 REPORTING

| | | VOTES | PERCENT |
|----------------------------------|----|-------|---------|
| STATE REPRESENTATIVE DISTRICT 90 | | | |
| (Vote for) 1 | | | |
| 01 = MARK MILTON | | 2,459 | 100.00 |
| | 01 | | |
| 0201 BON1 | | 206 | |
| 0202 BON2 | | 124 | |
| 0204 BON4,18 | | 54 | |
| 0205 BON5 | | 154 | |
| 0206 BON6 | | 259 | |
| 0208 BON8,22 | | 170 | |
| 0211 BON11,33 | | 191 | |
| 0212 BON12 | | 287 | |
| 0213 BON13,23,26,29 | | 301 | |
| 0216 BON16 | | 35 | |
| 0217 BON17 | | 13 | |
| 0219 BON19 | | 113 | |
| 0224 BON24 | | 95 | |
| 0227 BON27,34 | | 145 | |
| 0231 BON31,32 | | 268 | |
| 0236 BON36 | | 44 | |

(REPUBLICAN)

WITH 1 OF 1 REPORTING

| | | VOTES | PERCENT |
|----------------------------------|----|-------|---------|
| STATE REPRESENTATIVE DISTRICT 91 | | | |
| (Vote for) 1 | | | |
| 01 = GREG MUELLER | | 0 | |
| | 01 | | |
| 0214 BON14 | | 0 | |

(REPUBLICAN)

WITH 7 OF 7 REPORTING

| | | VOTES | PERCENT |
|----------------------------------|-------|-------|---------|
| STATE REPRESENTATIVE DISTRICT 96 | | | |
| (Vote for) 1 | | | |
| 01 = DAN REUTER | | 422 | 33.63 |
| 02 = DAVID J. GREGORY | | 833 | 66.37 |
| | 01 02 | | |
| 0203 BON3,28,30,38 | | 78 | 179 |
| 0210 BON10 | | 83 | 133 |
| 0215 BON15 | | 104 | 106 |
| 0220 BON20 | | 14 | 85 |
| 0221 BON21 | | 69 | 134 |
| 0235 BON35,40 | | 18 | 66 |
| 0237 BON37,39 | | 56 | 130 |

(REPUBLICAN)

WITH 1 OF 1 REPORTING

| | | VOTES | PERCENT |
|----------------------------------|----|-------|---------|
| STATE REPRESENTATIVE DISTRICT 98 | | | |
| (Vote for) 1 | | | |
| 01 = SHAMED DOGAN | | 71 | 100.00 |
| | 01 | | |
| 0225 BON25 | | 71 | |

(REPUBLICAN)

WITH 27 OF 27 REPORTING

| | | VOTES | PERCENT | | | VOTES | PERCENT |
|--------------------------------|----------|-------|---------|-----------------------|--|-------|---------|
| COMMITTEEMAN BONHOMME TOWNSHIP | | | | | | | |
| (Vote for) 1 | | | | | | | |
| 01 = MATTHEW J. MAHER | | 1,997 | 54.44 | | | | |
| 02 = ALAN C. WHEELER | | 1,643 | 44.79 | 03 = INVALID WRITE-IN | | 28 | .76 |
| | 01 02 03 | | | | | | |
| 0201 BON1 | | 100 | 73 | | | 0 | |
| 0202 BON2 | | 54 | 44 | | | 1 | |
| 0203 BON3,28,30,38 | | 128 | 75 | | | 3 | |
| 0204 BON4,18 | | 22 | 24 | | | 0 | |
| 0205 BON5 | | 68 | 73 | | | 0 | |
| 0206 BON6 | | 104 | 116 | | | 3 | |
| 0207 BON7 | | 20 | 29 | | | 0 | |
| 0208 BON8,22 | | 68 | 75 | | | 2 | |
| 0209 BON9 | | 215 | 148 | | | 3 | |
| 0210 BON10 | | 108 | 79 | | | 1 | |
| 0211 BON11,33 | | 74 | 87 | | | 1 | |
| 0212 BON12 | | 136 | 118 | | | 3 | |
| 0213 BON13,23,26,29 | | 125 | 137 | | | 2 | |
| 0214 BON14 | | 0 | 0 | | | 0 | |
| 0215 BON15 | | 105 | 77 | | | 0 | |
| 0216 BON16 | | 17 | 17 | | | 0 | |
| 0217 BON17 | | 5 | 7 | | | 0 | |
| 0219 BON19 | | 46 | 53 | | | 1 | |
| 0220 BON20 | | 49 | 27 | | | 0 | |
| 0221 BON21 | | 99 | 55 | | | 4 | |
| 0224 BON24 | | 57 | 39 | | | 0 | |
| 0225 BON25 | | 39 | 24 | | | 0 | |
| 0227 BON27,34 | | 69 | 67 | | | 1 | |
| 0231 BON31,32 | | 143 | 90 | | | 1 | |
| 0235 BON35,40 | | 37 | 24 | | | 0 | |
| 0236 BON36 | | 17 | 22 | | | 0 | |
| 0237 BON37,39 | | 92 | 63 | | | 2 | |

(REPUBLICAN)

VOTES PERCENT

WITH 27 OF 27 REPORTING

COMMITTEEWOMAN BONHOMME TOWNSHIP

(Vote for) 1

01 = JANICE DEWEESE
02 = INVALID WRITE-IN

3,597 99.36
23 .64

01 02

| | | |
|---------------------|-----|---|
| 0201 BON1 | 165 | 0 |
| 0202 BON2 | 101 | 0 |
| 0203 BON3,28,30,38 | 198 | 2 |
| 0204 BON4,18 | 44 | 1 |
| 0205 BON5 | 135 | 1 |
| 0206 BON6 | 214 | 2 |
| 0207 BON7 | 47 | 0 |
| 0208 BON8,22 | 143 | 3 |
| 0209 BON9 | 347 | 2 |
| 0210 BON10 | 185 | 0 |
| 0211 BON11,33 | 162 | 1 |
| 0212 BON12 | 255 | 1 |
| 0213 BON13,23,26,29 | 267 | 3 |
| 0214 BON14 | 0 | 0 |
| 0215 BON15 | 178 | 0 |
| 0216 BON16 | 36 | 0 |
| 0217 BON17 | 12 | 0 |
| 0219 BON19 | 100 | 0 |
| 0220 BON20 | 72 | 1 |
| 0221 BON21 | 155 | 3 |
| 0224 BON24 | 95 | 2 |
| 0225 BON25 | 60 | 0 |
| 0227 BON27,34 | 132 | 1 |
| 0231 BON31,32 | 235 | 0 |
| 0235 BON35,40 | 61 | 0 |
| 0236 BON36 | 41 | 0 |
| 0237 BON37,39 | 157 | 0 |

(LIBERTARIAN)

VOTES PERCENT

WITH 27 OF 27 REPORTING

U.S. SENATE

(Vote for) 1

01 = JONATHAN DINE
02 = HERSCHEL L. YOUNG

20 68.97
9 31.03

01 02

| | | |
|---------------------|---|---|
| 0201 BON1 | 3 | 1 |
| 0202 BON2 | 1 | 1 |
| 0203 BON3,28,30,38 | 1 | 0 |
| 0204 BON4,18 | 1 | 1 |
| 0205 BON5 | 0 | 0 |
| 0206 BON6 | 3 | 0 |
| 0207 BON7 | 0 | 0 |
| 0208 BON8,22 | 0 | 1 |
| 0209 BON9 | 2 | 2 |
| 0210 BON10 | 2 | 0 |
| 0211 BON11,33 | 1 | 1 |
| 0212 BON12 | 0 | 0 |
| 0213 BON13,23,26,29 | 3 | 0 |
| 0214 BON14 | 0 | 0 |
| 0215 BON15 | 0 | 0 |
| 0216 BON16 | 0 | 0 |
| 0217 BON17 | 0 | 0 |
| 0219 BON19 | 0 | 0 |
| 0220 BON20 | 0 | 0 |
| 0221 BON21 | 1 | 0 |
| 0224 BON24 | 0 | 0 |
| 0225 BON25 | 0 | 0 |
| 0227 BON27,34 | 2 | 2 |
| 0231 BON31,32 | 0 | 0 |
| 0235 BON35,40 | 0 | 0 |
| 0236 BON36 | 0 | 0 |
| 0237 BON37,39 | 0 | 0 |

(LIBERTARIAN)

VOTES PERCENT

WITH 27 OF 27 REPORTING

U.S. REPRESENTATIVE DISTRICT 2

(Vote for) 1

01 = JIM HIGGINS

27 100.00

01

| | | |
|---------------------|---|--|
| 0201 BON1 | 4 | |
| 0202 BON2 | 2 | |
| 0203 BON3,28,30,38 | 1 | |
| 0204 BON4,18 | 2 | |
| 0205 BON5 | 0 | |
| 0206 BON6 | 2 | |
| 0207 BON7 | 0 | |
| 0208 BON8,22 | 1 | |
| 0209 BON9 | 4 | |
| 0210 BON10 | 1 | |
| 0211 BON11,33 | 2 | |
| 0212 BON12 | 0 | |
| 0213 BON13,23,26,29 | 3 | |
| 0214 BON14 | 0 | |
| 0215 BON15 | 0 | |
| 0216 BON16 | 0 | |
| 0217 BON17 | 0 | |
| 0219 BON19 | 0 | |
| 0220 BON20 | 0 | |
| 0221 BON21 | 1 | |
| 0224 BON24 | 0 | |
| 0225 BON25 | 0 | |
| 0227 BON27,34 | 4 | |
| 0231 BON31,32 | 0 | |
| 0235 BON35,40 | 0 | |
| 0236 BON36 | 0 | |
| 0237 BON37,39 | 0 | |

(LIBERTARIAN)

VOTES PERCENT

WITH 27 OF 27 REPORTING

GOVERNOR

(Vote for) 1
01 = CISSE W. SPRAGINS 28 100.00

01

0201 BON1 4
0202 BON2 2
0203 BON3,28,30,38 1
0204 BON4,18 2
0205 BON5 0
0206 BON6 3
0207 BON7 0
0208 BON8,22 1
0209 BON9 4
0210 BON10 1
0211 BON11,33 2
0212 BON12 0
0213 BON13,23,26,29 3
0214 BON14 0
0215 BON15 0
0216 BON16 0
0217 BON17 0
0219 BON19 0
0220 BON20 0
0221 BON21 1
0224 BON24 0
0225 BON25 0
0227 BON27,34 4
0231 BON31,32 0
0235 BON35,40 0
0236 BON36 0
0237 BON37,39 0

(LIBERTARIAN)

WITH 27 OF 27 REPORTING
VOTES PERCENT

LIEUTENANT GOVERNOR
(Vote for) 1
01 = STEVEN R. HEDRICK 27 100.00

01

0201 BON1 4
0202 BON2 2
0203 BON3,28,30,38 1
0204 BON4,18 2
0205 BON5 0
0206 BON6 2
0207 BON7 0
0208 BON8,22 1
0209 BON9 4
0210 BON10 1
0211 BON11,33 2
0212 BON12 0
0213 BON13,23,26,29 3
0214 BON14 0
0215 BON15 0
0216 BON16 0
0217 BON17 0
0219 BON19 0
0220 BON20 0
0221 BON21 1
0224 BON24 0
0225 BON25 0
0227 BON27,34 4
0231 BON31,32 0
0235 BON35,40 0
0236 BON36 0
0237 BON37,39 0

(LIBERTARIAN)

WITH 27 OF 27 REPORTING
VOTES PERCENT

SECRETARY OF STATE
(Vote for) 1
01 = CHRIS MORRILL 27 100.00

01

0201 BON1 4
0202 BON2 2
0203 BON3,28,30,38 1
0204 BON4,18 2
0205 BON5 0
0206 BON6 3
0207 BON7 0
0208 BON8,22 1
0209 BON9 3
0210 BON10 1
0211 BON11,33 2
0212 BON12 0
0213 BON13,23,26,29 3
0214 BON14 0
0215 BON15 0
0216 BON16 0
0217 BON17 0
0219 BON19 0
0220 BON20 0
0221 BON21 1
0224 BON24 0
0225 BON25 0
0227 BON27,34 4
0231 BON31,32 0
0235 BON35,40 0
0236 BON36 0
0237 BON37,39 0

(LIBERTARIAN)

WITH 27 OF 27 REPORTING
VOTES PERCENT

STATE TREASURER
(Vote for) 1
01 = SEAN O'TOOLE 27 100.00

01

0201 BON1 4

0202 BON2 2
 0203 BON3,28,30,38 1
 0204 BON4,18 2
 0205 BON5 0
 0206 BON6 2
 0207 BON7 0
 0208 BON8,22 1
 0209 BON9 4
 0210 BON10 1
 0211 BON11,33 2
 0212 BON12 0
 0213 BON13,23,26,29 3
 0214 BON14 0
 0215 BON15 0
 0216 BON16 0
 0217 BON17 0
 0219 BON19 0
 0220 BON20 0
 0221 BON21 1
 0224 BON24 0
 0225 BON25 0
 0227 BON27,34 4
 0231 BON31,32 0
 0235 BON35,40 0
 0236 BON36 0
 0237 BON37,39 0

(LIBERTARIAN)

VOTES PERCENT WITH 27 OF 27 REPORTING

ATTORNEY GENERAL
 (Vote for) 1
 01 = NO CANDIDATE FILED

 01

 0201 BON1 0
 0202 BON2 0
 0203 BON3,28,30,38 0
 0204 BON4,18 0
 0205 BON5 0
 0206 BON6 0
 0207 BON7 0
 0208 BON8,22 0
 0209 BON9 0
 0210 BON10 0
 0211 BON11,33 0
 0212 BON12 0
 0213 BON13,23,26,29 0
 0214 BON14 0
 0215 BON15 0
 0216 BON16 0
 0217 BON17 0
 0219 BON19 0
 0220 BON20 0
 0221 BON21 0
 0224 BON24 0
 0225 BON25 0
 0227 BON27,34 0
 0231 BON31,32 0
 0235 BON35,40 0
 0236 BON36 0
 0237 BON37,39 0

(LIBERTARIAN)

VOTES PERCENT WITH 5 OF 5 REPORTING

STATE SENATOR DISTRICT 1
 (Vote for) 1
 01 = NO CANDIDATE FILED

 01

 0204 BON4,18 0
 0214 BON14 0
 0217 BON17 0
 0224 BON24 0
 0236 BON36 0

(LIBERTARIAN)

VOTES PERCENT WITH 22 OF 22 REPORTING

STATE SENATOR DISTRICT 15
 (Vote for) 1
 01 = NO CANDIDATE FILED

 01

 0201 BON1 0
 0202 BON2 0
 0203 BON3,28,30,38 0
 0205 BON5 0
 0206 BON6 0
 0207 BON7 0
 0208 BON8,22 0
 0209 BON9 0
 0210 BON10 0
 0211 BON11,33 0
 0212 BON12 0
 0213 BON13,23,26,29 0
 0215 BON15 0
 0216 BON16 0
 0219 BON19 0
 0220 BON20 0
 0221 BON21 0
 0225 BON25 0
 0227 BON27,34 0
 0231 BON31,32 0
 0235 BON35,40 0
 0237 BON37,39 0

(LIBERTARIAN)

VOTES PERCENT WITH 2 OF 2 REPORTING

STATE REPRESENTATIVE DISTRICT 89
 (Vote for) 1
 01 = NO CANDIDATE FILED

 01

```

-----
01
-----
0207 BON7 0
0209 BON9 0
-----

```

```

(LIBERTARIAN)
STATE REPRESENTATIVE DISTRICT 90
(Vote for ) 1
01 = NO CANDIDATE FILED
-----
01
-----
0201 BON1 0
0202 BON2 0
0204 BON4,18 0
0205 BON5 0
0206 BON6 0
0208 BON8,22 0
0211 BON11,33 0
0212 BON12 0
0213 BON13,23,26,29 0
0216 BON16 0
0217 BON17 0
0219 BON19 0
0224 BON24 0
0227 BON27,34 0
0231 BON31,32 0
0236 BON36 0
-----

```

```

(LIBERTARIAN)
STATE REPRESENTATIVE DISTRICT 91
(Vote for ) 1
01 = NO CANDIDATE FILED
-----
01
-----
0214 BON14 0
-----

```

```

(LIBERTARIAN)
STATE REPRESENTATIVE DISTRICT 96
(Vote for ) 1
01 = NO CANDIDATE FILED
-----
01
-----
0203 BON3,28,30,38 0
0210 BON10 0
0215 BON15 0
0220 BON20 0
0221 BON21 0
0235 BON35,40 0
0237 BON37,39 0
-----

```

```

(LIBERTARIAN)
STATE REPRESENTATIVE DISTRICT 98
(Vote for ) 1
01 = NO CANDIDATE FILED
-----
01
-----
0225 BON25 0
-----

```

```

(LIBERTARIAN)
COMMITTEEMAN BONHOMME TOWNSHIP
(Vote for ) 1
01 = NO CANDIDATE FILED
02 = *SEE OFFICIAL WRITE-IN REPORT
-----
01 02
-----
0201 BON1 0 0
0202 BON2 0 0
0203 BON3,28,30,38 0 0
0204 BON4,18 0 0
0205 BON5 0 0
0206 BON6 0 0
0207 BON7 0 0
0208 BON8,22 0 0
0209 BON9 0 0
0210 BON10 0 0
0211 BON11,33 0 0
0212 BON12 0 0
0213 BON13,23,26,29 0 0
0214 BON14 0 0
0215 BON15 0 1
0216 BON16 0 0
0217 BON17 0 0
0219 BON19 0 0
0220 BON20 0 0
0221 BON21 0 0
0224 BON24 0 0
0225 BON25 0 0
0227 BON27,34 0 2
0231 BON31,32 0 0
0235 BON35,40 0 0
0236 BON36 0 0
0237 BON37,39 0 0
-----

```

```

(LIBERTARIAN)
COMMITTEEWOMAN BONHOMME TOWNSHIP
(Vote for ) 1
01 = NO CANDIDATE FILED
02 = *SEE OFFICIAL WRITE-IN REPORT
-----
01 02
-----
0201 BON1 0 0
0202 BON2 0 0
0203 BON3,28,30,38 0 0
0204 BON4,18 0 0
0205 BON5 0 0
0206 BON6 0 0
0207 BON7 0 0
0208 BON8,22 0 0
0209 BON9 0 0
0210 BON10 0 0
0211 BON11,33 0 0
0212 BON12 0 0
0213 BON13,23,26,29 0 0
0214 BON14 0 0
0215 BON15 0 1
0216 BON16 0 0
0217 BON17 0 0
0219 BON19 0 0
0220 BON20 0 0
0221 BON21 0 0
0224 BON24 0 0
0225 BON25 0 0
0227 BON27,34 0 2
0231 BON31,32 0 0
0235 BON35,40 0 0
0236 BON36 0 0
0237 BON37,39 0 0
-----

```

| | 01 | 02 |
|---------------------|----|----|
| 0201 BON1 | 0 | 0 |
| 0202 BON2 | 0 | 0 |
| 0203 BON3,28,30,38 | 0 | 0 |
| 0204 BON4,18 | 0 | 0 |
| 0205 BON5 | 0 | 0 |
| 0206 BON6 | 0 | 1 |
| 0207 BON7 | 0 | 0 |
| 0208 BON8,22 | 0 | 0 |
| 0209 BON9 | 0 | 0 |
| 0210 BON10 | 0 | 0 |
| 0211 BON11,33 | 0 | 0 |
| 0212 BON12 | 0 | 0 |
| 0213 BON13,23,26,29 | 0 | 0 |
| 0214 BON14 | 0 | 0 |
| 0215 BON15 | 0 | 0 |
| 0216 BON16 | 0 | 0 |
| 0217 BON17 | 0 | 0 |
| 0219 BON19 | 0 | 0 |
| 0220 BON20 | 0 | 0 |
| 0221 BON21 | 0 | 0 |
| 0224 BON24 | 0 | 0 |
| 0225 BON25 | 0 | 0 |
| 0227 BON27,34 | 0 | 1 |
| 0231 BON31,32 | 0 | 0 |
| 0235 BON35,40 | 0 | 0 |
| 0236 BON36 | 0 | 0 |
| 0237 BON37,39 | 0 | 0 |

(CONSTITUTION) VOTES PERCENT WITH 27 OF 27 REPORTING

U.S. SENATE
 (Vote for) 1
 01 = FRED RYMAN 1 100.00

| | 01 |
|---------------------|----|
| 0201 BON1 | 0 |
| 0202 BON2 | 0 |
| 0203 BON3,28,30,38 | 0 |
| 0204 BON4,18 | 0 |
| 0205 BON5 | 0 |
| 0206 BON6 | 0 |
| 0207 BON7 | 0 |
| 0208 BON8,22 | 0 |
| 0209 BON9 | 0 |
| 0210 BON10 | 0 |
| 0211 BON11,33 | 0 |
| 0212 BON12 | 0 |
| 0213 BON13,23,26,29 | 1 |
| 0214 BON14 | 0 |
| 0215 BON15 | 0 |
| 0216 BON16 | 0 |
| 0217 BON17 | 0 |
| 0219 BON19 | 0 |
| 0220 BON20 | 0 |
| 0221 BON21 | 0 |
| 0224 BON24 | 0 |
| 0225 BON25 | 0 |
| 0227 BON27,34 | 0 |
| 0231 BON31,32 | 0 |
| 0235 BON35,40 | 0 |
| 0236 BON36 | 0 |
| 0237 BON37,39 | 0 |

(CONSTITUTION) VOTES PERCENT WITH 27 OF 27 REPORTING

U.S. REPRESENTATIVE DISTRICT 2
 (Vote for) 1
 01 = NO CANDIDATE FILED 0

| | 01 |
|---------------------|----|
| 0201 BON1 | 0 |
| 0202 BON2 | 0 |
| 0203 BON3,28,30,38 | 0 |
| 0204 BON4,18 | 0 |
| 0205 BON5 | 0 |
| 0206 BON6 | 0 |
| 0207 BON7 | 0 |
| 0208 BON8,22 | 0 |
| 0209 BON9 | 0 |
| 0210 BON10 | 0 |
| 0211 BON11,33 | 0 |
| 0212 BON12 | 0 |
| 0213 BON13,23,26,29 | 0 |
| 0214 BON14 | 0 |
| 0215 BON15 | 0 |
| 0216 BON16 | 0 |
| 0217 BON17 | 0 |
| 0219 BON19 | 0 |
| 0220 BON20 | 0 |
| 0221 BON21 | 0 |
| 0224 BON24 | 0 |
| 0225 BON25 | 0 |
| 0227 BON27,34 | 0 |
| 0231 BON31,32 | 0 |
| 0235 BON35,40 | 0 |
| 0236 BON36 | 0 |
| 0237 BON37,39 | 0 |

(CONSTITUTION) VOTES PERCENT WITH 27 OF 27 REPORTING

GOVERNOR
 (Vote for) 1
 01 = NO CANDIDATE FILED 0

| | 01 |
|--------------------|----|
| 0201 BON1 | 0 |
| 0202 BON2 | 0 |
| 0203 BON3,28,30,38 | 0 |
| 0204 BON4,18 | 0 |

0205 BON5 0
 0206 BON6 0
 0207 BON7 0
 0208 BON8,22 0
 0209 BON9 0
 0210 BON10 0
 0211 BON11,33 0
 0212 BON12 0
 0213 BON13,23,26,29 0
 0214 BON14 0
 0215 BON15 0
 0216 BON16 0
 0217 BON17 0
 0219 BON19 0
 0220 BON20 0
 0221 BON21 0
 0224 BON24 0
 0225 BON25 0
 0227 BON27,34 0
 0231 BON31,32 0
 0235 BON35,40 0
 0236 BON36 0
 0237 BON37,39 0

(CONSTITUTION)

WITH 27 OF 27 REPORTING
 VOTES PERCENT

LIEUTENANT GOVERNOR
 (Vote for) 1
 01 = NO CANDIDATE FILED 0

 01

0201 BON1 0
 0202 BON2 0
 0203 BON3,28,30,38 0
 0204 BON4,18 0
 0205 BON5 0
 0206 BON6 0
 0207 BON7 0
 0208 BON8,22 0
 0209 BON9 0
 0210 BON10 0
 0211 BON11,33 0
 0212 BON12 0
 0213 BON13,23,26,29 0
 0214 BON14 0
 0215 BON15 0
 0216 BON16 0
 0217 BON17 0
 0219 BON19 0
 0220 BON20 0
 0221 BON21 0
 0224 BON24 0
 0225 BON25 0
 0227 BON27,34 0
 0231 BON31,32 0
 0235 BON35,40 0
 0236 BON36 0
 0237 BON37,39 0

(CONSTITUTION)

WITH 27 OF 27 REPORTING
 VOTES PERCENT

SECRETARY OF STATE
 (Vote for) 1
 01 = NO CANDIDATE FILED 0

 01

0201 BON1 0
 0202 BON2 0
 0203 BON3,28,30,38 0
 0204 BON4,18 0
 0205 BON5 0
 0206 BON6 0
 0207 BON7 0
 0208 BON8,22 0
 0209 BON9 0
 0210 BON10 0
 0211 BON11,33 0
 0212 BON12 0
 0213 BON13,23,26,29 0
 0214 BON14 0
 0215 BON15 0
 0216 BON16 0
 0217 BON17 0
 0219 BON19 0
 0220 BON20 0
 0221 BON21 0
 0224 BON24 0
 0225 BON25 0
 0227 BON27,34 0
 0231 BON31,32 0
 0235 BON35,40 0
 0236 BON36 0
 0237 BON37,39 0

(CONSTITUTION)

WITH 27 OF 27 REPORTING
 VOTES PERCENT

STATE TREASURER
 (Vote for) 1
 01 = NO CANDIDATE FILED 0

 01

0201 BON1 0
 0202 BON2 0
 0203 BON3,28,30,38 0
 0204 BON4,18 0
 0205 BON5 0
 0206 BON6 0
 0207 BON7 0
 0208 BON8,22 0
 0209 BON9 0
 0210 BON10 0

0211 BON11,33 0
 0212 BON12 0
 0213 BON13,23,26,29 0
 0214 BON14 0
 0215 BON15 0
 0216 BON16 0
 0217 BON17 0
 0219 BON19 0
 0220 BON20 0
 0221 BON21 0
 0224 BON24 0
 0225 BON25 0
 0227 BON27,34 0
 0231 BON31,32 0
 0235 BON35,40 0
 0236 BON36 0
 0237 BON37,39 0

(CONSTITUTION)

VOTES PERCENT WITH 27 OF 27 REPORTING

ATTORNEY GENERAL
 (Vote for) 1
 01 = NO CANDIDATE FILED 0

 01

0201 BON1 0
 0202 BON2 0
 0203 BON3,28,30,38 0
 0204 BON4,18 0
 0205 BON5 0
 0206 BON6 0
 0207 BON7 0
 0208 BON8,22 0
 0209 BON9 0
 0210 BON10 0
 0211 BON11,33 0
 0212 BON12 0
 0213 BON13,23,26,29 0
 0214 BON14 0
 0215 BON15 0
 0216 BON16 0
 0217 BON17 0
 0219 BON19 0
 0220 BON20 0
 0221 BON21 0
 0224 BON24 0
 0225 BON25 0
 0227 BON27,34 0
 0231 BON31,32 0
 0235 BON35,40 0
 0236 BON36 0
 0237 BON37,39 0

(CONSTITUTION)

VOTES PERCENT WITH 5 OF 5 REPORTING

STATE SENATOR DISTRICT 1
 (Vote for) 1
 01 = NO CANDIDATE FILED 0

 01

0204 BON4,18 0
 0214 BON14 0
 0217 BON17 0
 0224 BON24 0
 0236 BON36 0

(CONSTITUTION)

VOTES PERCENT WITH 22 OF 22 REPORTING

STATE SENATOR DISTRICT 15
 (Vote for) 1
 01 = NO CANDIDATE FILED 0

 01

0201 BON1 0
 0202 BON2 0
 0203 BON3,28,30,38 0
 0205 BON5 0
 0206 BON6 0
 0207 BON7 0
 0208 BON8,22 0
 0209 BON9 0
 0210 BON10 0
 0211 BON11,33 0
 0212 BON12 0
 0213 BON13,23,26,29 0
 0215 BON15 0
 0216 BON16 0
 0219 BON19 0
 0220 BON20 0
 0221 BON21 0
 0225 BON25 0
 0227 BON27,34 0
 0231 BON31,32 0
 0235 BON35,40 0
 0237 BON37,39 0

(CONSTITUTION)

VOTES PERCENT WITH 2 OF 2 REPORTING

STATE REPRESENTATIVE DISTRICT 89
 (Vote for) 1
 01 = NO CANDIDATE FILED 0

 01

0207 BON7 0
 0209 BON9 0

(CONSTITUTION)

VOTES PERCENT WITH 16 OF 16 REPORTING

STATE REPRESENTATIVE DISTRICT 90

(Vote for) 1
 01 = NO CANDIDATE FILED 0

 01

0201 BON1 0
 0202 BON2 0
 0204 BON4,18 0
 0205 BON5 0
 0206 BON6 0
 0208 BON8,22 0
 0211 BON11,33 0
 0212 BON12 0
 0213 BON13,23,26,29 0
 0216 BON16 0
 0217 BON17 0
 0219 BON19 0
 0224 BON24 0
 0227 BON27,34 0
 0231 BON31,32 0
 0236 BON36 0

(CONSTITUTION)

VOTES PERCENT WITH 1 OF 1 REPORTING

STATE REPRESENTATIVE DISTRICT 91

(Vote for) 1
 01 = NO CANDIDATE FILED 0

 01

0214 BON14 0

(CONSTITUTION)

VOTES PERCENT WITH 7 OF 7 REPORTING

STATE REPRESENTATIVE DISTRICT 96

(Vote for) 1
 01 = NO CANDIDATE FILED 0

 01

0203 BON3,28,30,38 0
 0210 BON10 0
 0215 BON15 0
 0220 BON20 0
 0221 BON21 0
 0235 BON35,40 0
 0237 BON37,39 0

(CONSTITUTION)

VOTES PERCENT WITH 1 OF 1 REPORTING

STATE REPRESENTATIVE DISTRICT 98

(Vote for) 1
 01 = NO CANDIDATE FILED 0

 01

0225 BON25 0

(CONSTITUTION)

VOTES PERCENT WITH 27 OF 27 REPORTING

COMMITTEEMAN BONHOMME TOWNSHIP

(Vote for) 1
 01 = NO CANDIDATE FILED 0
 02 = *SEE OFFICIAL WRITE-IN REPORT 0

 01 02

0201 BON1 0 0
 0202 BON2 0 0
 0203 BON3,28,30,38 0 0
 0204 BON4,18 0 0
 0205 BON5 0 0
 0206 BON6 0 0
 0207 BON7 0 0
 0208 BON8,22 0 0
 0209 BON9 0 0
 0210 BON10 0 0
 0211 BON11,33 0 0
 0212 BON12 0 0
 0213 BON13,23,26,29 0 0
 0214 BON14 0 0
 0215 BON15 0 0
 0216 BON16 0 0
 0217 BON17 0 0
 0219 BON19 0 0
 0220 BON20 0 0
 0221 BON21 0 0
 0224 BON24 0 0
 0225 BON25 0 0
 0227 BON27,34 0 0
 0231 BON31,32 0 0
 0235 BON35,40 0 0
 0236 BON36 0 0
 0237 BON37,39 0 0

(CONSTITUTION)

VOTES PERCENT WITH 27 OF 27 REPORTING

COMMITTEEWOMAN BONHOMME TOWNSHIP

(Vote for) 1
 01 = NO CANDIDATE FILED 0
 02 = *SEE OFFICIAL WRITE-IN REPORT 0

 01 02

0201 BON1 0 0
 0202 BON2 0 0
 0203 BON3,28,30,38 0 0
 0204 BON4,18 0 0
 0205 BON5 0 0
 0206 BON6 0 0
 0207 BON7 0 0

| | | |
|---------------------|---|---|
| 0208 BON8,22 | 0 | 0 |
| 0209 BON9 | 0 | 0 |
| 0210 BON10 | 0 | 0 |
| 0211 BON11,33 | 0 | 0 |
| 0212 BON12 | 0 | 0 |
| 0213 BON13,23,26,29 | 0 | 0 |
| 0214 BON14 | 0 | 0 |
| 0215 BON15 | 0 | 0 |
| 0216 BON16 | 0 | 0 |
| 0217 BON17 | 0 | 0 |
| 0219 BON19 | 0 | 0 |
| 0220 BON20 | 0 | 0 |
| 0221 BON21 | 0 | 0 |
| 0224 BON24 | 0 | 0 |
| 0225 BON25 | 0 | 0 |
| 0227 BON27,34 | 0 | 0 |
| 0231 BON31,32 | 0 | 0 |
| 0235 BON35,40 | 0 | 0 |
| 0236 BON36 | 0 | 0 |
| 0237 BON37,39 | 0 | 0 |

(NONPARTISAN)

| COUNCIL MEMBER KIRKWOOD (Vote for) 1 | VOTES | PERCENT | WITH 18 OF 18 REPORTING | VOTES | PERCENT |
|--|-------|---------|-------------------------|-------|---------|
| 01 = GERRY (GERARD) BIEDENSTEIN | 2,517 | 40.52 | | | |
| 02 = MARK ZIMMER | 3,655 | 58.85 | 03 = INVALID WRITE-IN | 39 | .63 |
| | 01 | 02 | 03 | | |
| 0201 BON1 | 172 | 264 | 3 | | |
| 0202 BON2 | 90 | 162 | 1 | | |
| 0204 BON4,18 | 54 | 82 | 2 | | |
| 0205 BON5 | 133 | 249 | 1 | | |
| 0206 BON6 | 260 | 287 | 1 | | |
| 0207 BON7 | 38 | 70 | 1 | | |
| 0208 BON8,22 | 174 | 227 | 4 | | |
| 0209 BON9 | 285 | 374 | 2 | | |
| 0211 BON11,33 | 150 | 235 | 0 | | |
| 0212 BON12 | 241 | 347 | 2 | | |
| 0213 BON13,23,26,29 | 262 | 430 | 9 | | |
| 0214 BON14 | 0 | 0 | 0 | | |
| 0217 BON17 | 29 | 47 | 1 | | |
| 0219 BON19 | 107 | 123 | 0 | | |
| 0224 BON24 | 91 | 178 | 2 | | |
| 0227 BON27,34 | 156 | 191 | 3 | | |
| 0231 BON31,32 | 245 | 330 | 6 | | |
| 0236 BON36 | 30 | 59 | 1 | | |

WE, THE BOARD OF ELECTION COMMISSIONERS OF ST. LOUIS COUNTY, MISSOURI, ACTING AS THE VERIFICATION BOARD PURSUANT TO SECTION 115.507, RSMo, HEREBY CERTIFY THE FOREGOING TO BE A TRUE AND CORRECT ABSTRACT OF VOTES CAST FOR THE CANDIDATES AND ISSUES AT THE PRIMARY ELECTION HELD IN ST. LOUIS COUNTY, MISSOURI, ON AUGUST 2, 2016. IN TESTIMONY WHEREOF, WE HAVE HEREUNTO SET OUR HAND AT OUR OFFICE IN MAPLEWOOD, ST. LOUIS COUNTY, MISSOURI, ON AUGUST 16, 2016.

Richard H. Kellett
 RICHARD H. KELLETT, CHAIRMAN

John W. Maupin
 JOHN W. MAUPIN, SECRETARY

Trudi McCollum Foushee
 TRUDI MCCOLLUM FOUSHEE, COMMISSIONER

John P. King
 JOHN P. KING, COMMISSIONER



RUN DATE:08/15/16 12:27 PM

| | | TOTAL | | PERCENT | | WITH 30 OF 30 PRECINCTS REPORTING | | TOTAL | PERCENT |
|----|-----------------------------|--------|-------|---------|--|-----------------------------------|-------------------------------|-------|---------|
| 01 | = REGISTERED VOTERS - TOTAL | 25,601 | | | | 05 | = BALLOTS CAST - LIBERTARIAN | 36 | .50 |
| 02 | = BALLOTS CAST - TOTAL | 7,141 | | | | 06 | = BALLOTS CAST - CONSTITUTION | 2 | .03 |
| 03 | = BALLOTS CAST - DEMOCRATIC | 3,490 | 48.87 | | | 07 | = BALLOTS CAST - NONPARTISAN | 0 | |
| 04 | = BALLOTS CAST - REPUBLICAN | 3,613 | 50.60 | | | 08 | = VOTER TURNOUT - TOTAL | | 27.89 |

| | 01 | 02 | 03 | 04 | 05 | 06 | 07 | 08 |
|------|---------------|------|-----|-----|-----|----|----|-------|
| 0301 | CC1,10 | 1452 | 359 | 172 | 187 | 0 | 0 | 24.72 |
| 0302 | CC2,7 | 1083 | 285 | 147 | 135 | 3 | 0 | 26.32 |
| 0303 | CC3,4,5,35 | 2041 | 624 | 345 | 273 | 5 | 1 | 30.57 |
| 0306 | CC6,8,41 | 1521 | 492 | 263 | 226 | 2 | 1 | 32.35 |
| 0309 | CC9,11,16 | 1333 | 286 | 120 | 165 | 1 | 0 | 21.46 |
| 0312 | CC12,13,22,51 | 922 | 235 | 173 | 62 | 0 | 0 | 25.49 |
| 0314 | CC14,55 | 1916 | 590 | 308 | 280 | 2 | 0 | 30.79 |
| 0315 | CC15 | 613 | 152 | 41 | 111 | 0 | 0 | 24.80 |
| 0317 | CC17,30,38 | 920 | 217 | 156 | 61 | 0 | 0 | 23.59 |
| 0318 | CC18,53 | 1279 | 390 | 207 | 182 | 1 | 0 | 30.49 |
| 0319 | CC19,34 | 925 | 302 | 91 | 208 | 3 | 0 | 32.65 |
| 0320 | CC20,26 | 1282 | 354 | 76 | 277 | 1 | 0 | 27.61 |
| 0321 | CC21,28 | 442 | 141 | 50 | 91 | 0 | 0 | 31.90 |
| 0323 | CC23 | 1306 | 320 | 168 | 152 | 0 | 0 | 24.50 |
| 0324 | CC24 | 122 | 39 | 11 | 28 | 0 | 0 | 31.97 |
| 0325 | CC25,29,40 | 746 | 192 | 56 | 132 | 4 | 0 | 25.74 |
| 0327 | CC27,39 | 1104 | 299 | 103 | 196 | 0 | 0 | 27.08 |
| 0331 | CC31 | 884 | 266 | 128 | 137 | 1 | 0 | 30.09 |
| 0332 | CC32,37,45,56 | 236 | 71 | 32 | 38 | 1 | 0 | 30.08 |
| 0333 | CC33,47,58 | 909 | 280 | 159 | 119 | 2 | 0 | 30.80 |
| 0336 | CC36 | 365 | 95 | 53 | 42 | 0 | 0 | 26.03 |
| 0342 | CC42 | 892 | 220 | 149 | 71 | 0 | 0 | 24.66 |
| 0343 | CC43 | 3 | 0 | 0 | 0 | 0 | 0 | .00 |
| 0344 | CC44 | 981 | 286 | 174 | 107 | 5 | 0 | 29.15 |
| 0346 | CC46,52 | 733 | 225 | 81 | 144 | 0 | 0 | 30.70 |
| 0348 | CC48 | 26 | 14 | 11 | 3 | 0 | 0 | 53.85 |
| 0349 | CC49 | 639 | 166 | 60 | 105 | 1 | 0 | 25.98 |
| 0350 | CC50,54 | 919 | 240 | 155 | 81 | 4 | 0 | 26.12 |
| 0357 | CC57 | 6 | 1 | 1 | 0 | 0 | 0 | 16.67 |
| 0359 | CC59 | 1 | 0 | 0 | 0 | 0 | 0 | .00 |

(DEMOCRATIC)

| | | VOTES | | PERCENT | | WITH 30 OF 30 REPORTING | | VOTES | PERCENT |
|---------------|--------------------|-------|-------|---------|--|-------------------------|----------------|-------|---------|
| U.S. SENATE | | | | | | | | | |
| (Vote for) 1 | | | | | | | | | |
| 01 | = CHIEF WANA DUBIE | 224 | 6.69 | | | 03 | = JASON KANDER | 2,573 | 76.87 |
| 02 | = CORI BUSH | 417 | 12.46 | | | 04 | = ROBERT MACK | 133 | 3.97 |

| | 01 | 02 | 03 | 04 | |
|------|---------------|----|----|-----|----|
| 0301 | CC1,10 | 11 | 26 | 127 | 4 |
| 0302 | CC2,7 | 9 | 27 | 100 | 4 |
| 0303 | CC3,4,5,35 | 25 | 48 | 242 | 18 |
| 0306 | CC6,8,41 | 10 | 38 | 193 | 11 |
| 0309 | CC9,11,16 | 13 | 20 | 79 | 4 |
| 0312 | CC12,13,22,51 | 9 | 16 | 137 | 2 |
| 0314 | CC14,55 | 18 | 23 | 249 | 5 |
| 0315 | CC15 | 2 | 4 | 34 | 1 |
| 0317 | CC17,30,38 | 7 | 28 | 104 | 8 |
| 0318 | CC18,53 | 19 | 41 | 119 | 15 |
| 0319 | CC19,34 | 1 | 5 | 82 | 2 |
| 0320 | CC20,26 | 6 | 5 | 61 | 2 |
| 0321 | CC21,28 | 0 | 5 | 41 | 4 |
| 0323 | CC23 | 10 | 17 | 132 | 3 |
| 0324 | CC24 | 0 | 0 | 8 | 0 |
| 0325 | CC25,29,40 | 4 | 5 | 43 | 2 |
| 0327 | CC27,39 | 3 | 7 | 87 | 3 |
| 0331 | CC31 | 15 | 18 | 87 | 6 |
| 0332 | CC32,37,45,56 | 2 | 2 | 25 | 0 |
| 0333 | CC33,47,58 | 7 | 13 | 128 | 6 |
| 0336 | CC36 | 8 | 7 | 35 | 2 |
| 0342 | CC42 | 16 | 18 | 98 | 10 |
| 0343 | CC43 | 0 | 0 | 0 | 0 |
| 0344 | CC44 | 20 | 16 | 119 | 8 |
| 0346 | CC46,52 | 1 | 4 | 71 | 0 |
| 0348 | CC48 | 0 | 3 | 5 | 2 |
| 0349 | CC49 | 3 | 6 | 47 | 1 |
| 0350 | CC50,54 | 5 | 15 | 119 | 10 |
| 0357 | CC57 | 0 | 0 | 1 | 0 |
| 0359 | CC59 | 0 | 0 | 0 | 0 |

(DEMOCRATIC)

| | | VOTES | | PERCENT | | WITH 5 OF 5 REPORTING | | VOTES | PERCENT |
|--------------------------------|-----------------------|-------|-------|---------|--|-----------------------|----------------------------|-------|---------|
| U.S. REPRESENTATIVE DISTRICT 1 | | | | | | | | | |
| (Vote for) 1 | | | | | | | | | |
| 01 | = (WILLIAM) BILL HAAS | 50 | 14.88 | | | 03 | = MARIA N. CHAPPELLE-NADAL | 103 | 30.65 |
| 02 | = LACY CLAY | 183 | 54.46 | | | | | | |

| | 01 | 02 | 03 | |
|------|---------------|----|----|----|
| 0312 | CC12,13,22,51 | 16 | 96 | 57 |
| 0317 | CC17,30,38 | 33 | 80 | 42 |
| 0343 | CC43 | 0 | 0 | 0 |
| 0348 | CC48 | 1 | 6 | 4 |
| 0357 | CC57 | 0 | 1 | 0 |

(DEMOCRATIC)

| | | VOTES | | PERCENT | | WITH 25 OF 25 REPORTING | |
|--------------------------------|-------------|-------|--------|---------|--|-------------------------|--|
| U.S. REPRESENTATIVE DISTRICT 2 | | | | | | | |
| (Vote for) 1 | | | | | | | |
| 01 | = BILL OTTO | 2,684 | 100.00 | | | | |

| | 01 | |
|------|------------|-----|
| 0301 | CC1,10 | 152 |
| 0302 | CC2,7 | 127 |
| 0303 | CC3,4,5,35 | 297 |
| 0306 | CC6,8,41 | 229 |
| 0309 | CC9,11,16 | 100 |
| 0314 | CC14,55 | 253 |

0315 CC15 37
 0318 CC18,53 164
 0319 CC19,34 80
 0320 CC20,26 62
 0321 CC21,28 47
 0323 CC23 144
 0324 CC24 9
 0325 CC25,29,40 52
 0327 CC27,39 89
 0331 CC31 114
 0332 CC32,37,45,56 28
 0333 CC33,47,58 131
 0336 CC36 45
 0342 CC42 129
 0344 CC44 149
 0346 CC46,52 64
 0349 CC49 49
 0350 CC50,54 133
 0359 CC59 0

(DEMOCRATIC)

| | | VOTES | PERCENT | WITH 30 OF 30 | REPORTING | VOTES | PERCENT |
|----------------------------------|--|-------|---------|-------------------------|-----------|-------|---------|
| GOVERNOR | | | | | | | |
| (Vote for) 1 | | | | | | | |
| 01 = LEONARD JOSEPH STEINMAN, II | | 157 | 4.63 | 03 = ERIC MORRISON | | 178 | 5.25 |
| 02 = CHRIS KOSTER | | 2,930 | 86.46 | 04 = CHARLES B. WHEELER | | 124 | 3.66 |

| | 01 | 02 | 03 | 04 |
|--------------------|----|-----|----|----|
| 0301 CC1,10 | 4 | 144 | 7 | 13 |
| 0302 CC2,7 | 8 | 131 | 3 | 2 |
| 0303 CC3,4,5,35 | 20 | 275 | 24 | 16 |
| 0306 CC6,8,41 | 14 | 222 | 12 | 8 |
| 0309 CC9,11,16 | 5 | 101 | 10 | 1 |
| 0312 CC12,13,22,51 | 3 | 157 | 5 | 1 |
| 0314 CC14,55 | 11 | 262 | 19 | 6 |
| 0315 CC15 | 2 | 39 | 0 | 0 |
| 0317 CC17,30,38 | 13 | 126 | 7 | 8 |
| 0318 CC18,53 | 9 | 156 | 17 | 9 |
| 0319 CC19,34 | 1 | 88 | 0 | 1 |
| 0320 CC20,26 | 2 | 68 | 1 | 3 |
| 0321 CC21,28 | 1 | 45 | 0 | 2 |
| 0323 CC23 | 7 | 145 | 9 | 3 |
| 0324 CC24 | 0 | 9 | 0 | 0 |
| 0325 CC25,29,40 | 4 | 43 | 7 | 1 |
| 0327 CC27,39 | 2 | 93 | 5 | 0 |
| 0331 CC31 | 6 | 102 | 10 | 9 |
| 0332 CC32,37,45,56 | 0 | 30 | 1 | 1 |
| 0333 CC33,47,58 | 8 | 134 | 7 | 6 |
| 0336 CC36 | 3 | 43 | 5 | 2 |
| 0342 CC42 | 9 | 118 | 9 | 9 |
| 0343 CC43 | 0 | 0 | 0 | 0 |
| 0344 CC44 | 8 | 143 | 6 | 10 |
| 0346 CC46,52 | 4 | 71 | 2 | 1 |
| 0348 CC48 | 0 | 8 | 2 | 0 |
| 0349 CC49 | 1 | 54 | 1 | 2 |
| 0350 CC50,54 | 12 | 122 | 9 | 10 |
| 0357 CC57 | 0 | 1 | 0 | 0 |
| 0359 CC59 | 0 | 0 | 0 | 0 |

(DEMOCRATIC)

| | | VOTES | PERCENT | WITH 30 OF 30 | REPORTING | VOTES | PERCENT |
|---------------------|--|-------|---------|--------------------------|-----------|-------|---------|
| LIEUTENANT GOVERNOR | | | | | | | |
| (Vote for) 1 | | | | | | | |
| 01 = WINSTON APPLE | | 298 | 8.89 | 03 = TOMMIE PIERSON, SR. | | 254 | 7.58 |
| 02 = RUSS CARNAHAN | | 2,800 | 83.53 | | | | |

| | 01 | 02 | 03 |
|--------------------|----|-----|----|
| 0301 CC1,10 | 11 | 145 | 12 |
| 0302 CC2,7 | 16 | 117 | 11 |
| 0303 CC3,4,5,35 | 33 | 274 | 25 |
| 0306 CC6,8,41 | 20 | 206 | 26 |
| 0309 CC9,11,16 | 16 | 92 | 7 |
| 0312 CC12,13,22,51 | 7 | 150 | 7 |
| 0314 CC14,55 | 23 | 244 | 21 |
| 0315 CC15 | 9 | 31 | 1 |
| 0317 CC17,30,38 | 13 | 120 | 18 |
| 0318 CC18,53 | 21 | 151 | 24 |
| 0319 CC19,34 | 7 | 76 | 5 |
| 0320 CC20,26 | 5 | 62 | 5 |
| 0321 CC21,28 | 4 | 44 | 2 |
| 0323 CC23 | 14 | 139 | 8 |
| 0324 CC24 | 0 | 10 | 0 |
| 0325 CC25,29,40 | 3 | 42 | 8 |
| 0327 CC27,39 | 6 | 91 | 3 |
| 0331 CC31 | 13 | 104 | 9 |
| 0332 CC32,37,45,56 | 2 | 27 | 1 |
| 0333 CC33,47,58 | 13 | 127 | 11 |
| 0336 CC36 | 3 | 41 | 6 |
| 0342 CC42 | 10 | 118 | 17 |
| 0343 CC43 | 0 | 0 | 0 |
| 0344 CC44 | 21 | 134 | 14 |
| 0346 CC46,52 | 5 | 70 | 3 |
| 0348 CC48 | 1 | 7 | 2 |
| 0349 CC49 | 3 | 50 | 3 |
| 0350 CC50,54 | 19 | 128 | 4 |
| 0357 CC57 | 0 | 0 | 1 |
| 0359 CC59 | 0 | 0 | 0 |

(DEMOCRATIC)

| | | VOTES | PERCENT | WITH 30 OF 30 | REPORTING | VOTES | PERCENT |
|-------------------------|--|-------|---------|--------------------|-----------|-------|---------|
| SECRETARY OF STATE | | | | | | | |
| (Vote for) 1 | | | | | | | |
| 01 = BILL CLINTON YOUNG | | 347 | 10.61 | 03 = MD RABBI ALAM | | 316 | 9.66 |
| 02 = ROBIN SMITH | | 2,607 | 79.72 | | | | |

| | 01 | 02 | 03 |
|-----------------|----|-----|----|
| 0301 CC1,10 | 12 | 140 | 11 |
| 0302 CC2,7 | 10 | 116 | 14 |
| 0303 CC3,4,5,35 | 49 | 243 | 31 |
| 0306 CC6,8,41 | 40 | 192 | 17 |
| 0309 CC9,11,16 | 9 | 99 | 6 |

| | | | | |
|------|---------------|----|-----|----|
| 0312 | CC12,13,22,51 | 6 | 141 | 13 |
| 0314 | CC14,55 | 19 | 243 | 20 |
| 0315 | CC15 | 3 | 32 | 5 |
| 0317 | CC17,30,38 | 13 | 115 | 24 |
| 0318 | CC18,53 | 35 | 146 | 13 |
| 0319 | CC19,34 | 7 | 71 | 10 |
| 0320 | CC20,26 | 7 | 52 | 8 |
| 0321 | CC21,28 | 5 | 38 | 5 |
| 0323 | CC23 | 13 | 119 | 18 |
| 0324 | CC24 | 0 | 7 | 1 |
| 0325 | CC25,29,40 | 4 | 50 | 1 |
| 0327 | CC27,39 | 12 | 72 | 12 |
| 0331 | CC31 | 15 | 98 | 11 |
| 0332 | CC32,37,45,56 | 2 | 24 | 4 |
| 0333 | CC33,47,58 | 15 | 115 | 14 |
| 0336 | CC36 | 4 | 42 | 3 |
| 0342 | CC42 | 15 | 111 | 16 |
| 0343 | CC43 | 0 | 0 | 0 |
| 0344 | CC44 | 22 | 123 | 20 |
| 0346 | CC46,52 | 7 | 59 | 8 |
| 0348 | CC48 | 1 | 10 | 0 |
| 0349 | CC49 | 4 | 47 | 5 |
| 0350 | CC50,54 | 18 | 101 | 26 |
| 0357 | CC57 | 0 | 1 | 0 |
| 0359 | CC59 | 0 | 0 | 0 |

(DEMOCRATIC)

WITH 30 OF 30 REPORTING

| | | | |
|--------------------|--|-------|---------|
| STATE TREASURER | | VOTES | PERCENT |
| (Vote for) 1 | | | |
| 01 = PAT CONTRERAS | | 1,539 | 49.45 |
| 02 = JUDY BAKER | | 1,573 | 50.55 |

01 02

| | | | |
|------|---------------|-----|-----|
| 0301 | CC1,10 | 80 | 77 |
| 0302 | CC2,7 | 62 | 68 |
| 0303 | CC3,4,5,35 | 164 | 150 |
| 0306 | CC6,8,41 | 130 | 114 |
| 0309 | CC9,11,16 | 41 | 63 |
| 0312 | CC12,13,22,51 | 76 | 70 |
| 0314 | CC14,55 | 139 | 120 |
| 0315 | CC15 | 26 | 12 |
| 0317 | CC17,30,38 | 58 | 84 |
| 0318 | CC18,53 | 95 | 92 |
| 0319 | CC19,34 | 43 | 42 |
| 0320 | CC20,26 | 30 | 35 |
| 0321 | CC21,28 | 19 | 30 |
| 0323 | CC23 | 66 | 85 |
| 0324 | CC24 | 1 | 7 |
| 0325 | CC25,29,40 | 26 | 27 |
| 0327 | CC27,39 | 53 | 30 |
| 0331 | CC31 | 49 | 70 |
| 0332 | CC32,37,45,56 | 16 | 11 |
| 0333 | CC33,47,58 | 70 | 67 |
| 0336 | CC36 | 16 | 30 |
| 0342 | CC42 | 55 | 81 |
| 0343 | CC43 | 0 | 0 |
| 0344 | CC44 | 85 | 73 |
| 0346 | CC46,52 | 31 | 37 |
| 0348 | CC48 | 6 | 4 |
| 0349 | CC49 | 27 | 23 |
| 0350 | CC50,54 | 75 | 70 |
| 0357 | CC57 | 0 | 1 |
| 0359 | CC59 | 0 | 0 |

(DEMOCRATIC)

WITH 30 OF 30 REPORTING

| | | | |
|---------------------|--|-------|---------|
| ATTORNEY GENERAL | | VOTES | PERCENT |
| (Vote for) 1 | | | |
| 01 = JAKE ZIMMERMAN | | 2,364 | 70.13 |
| 02 = TERESA HENSLEY | | 1,007 | 29.87 |

01 02

| | | | |
|------|---------------|-----|-----|
| 0301 | CC1,10 | 113 | 57 |
| 0302 | CC2,7 | 92 | 46 |
| 0303 | CC3,4,5,35 | 222 | 110 |
| 0306 | CC6,8,41 | 169 | 87 |
| 0309 | CC9,11,16 | 73 | 42 |
| 0312 | CC12,13,22,51 | 142 | 29 |
| 0314 | CC14,55 | 227 | 69 |
| 0315 | CC15 | 31 | 10 |
| 0317 | CC17,30,38 | 104 | 51 |
| 0318 | CC18,53 | 113 | 85 |
| 0319 | CC19,34 | 64 | 25 |
| 0320 | CC20,26 | 47 | 24 |
| 0321 | CC21,28 | 38 | 11 |
| 0323 | CC23 | 130 | 31 |
| 0324 | CC24 | 4 | 4 |
| 0325 | CC25,29,40 | 38 | 18 |
| 0327 | CC27,39 | 83 | 19 |
| 0331 | CC31 | 76 | 49 |
| 0332 | CC32,37,45,56 | 23 | 6 |
| 0333 | CC33,47,58 | 118 | 35 |
| 0336 | CC36 | 27 | 22 |
| 0342 | CC42 | 92 | 49 |
| 0343 | CC43 | 0 | 0 |
| 0344 | CC44 | 115 | 52 |
| 0346 | CC46,52 | 60 | 18 |
| 0348 | CC48 | 5 | 5 |
| 0349 | CC49 | 42 | 16 |
| 0350 | CC50,54 | 115 | 37 |
| 0357 | CC57 | 1 | 0 |
| 0359 | CC59 | 0 | 0 |

(DEMOCRATIC)

WITH 8 OF 8 REPORTING

| | | | |
|----------------------------------|--|-------|---------|
| STATE REPRESENTATIVE DISTRICT 71 | | VOTES | PERCENT |
| (Vote for) 1 | | | |
| 01 = BRYAN LIKE | | 337 | 28.06 |
| 02 = SUE MEREDITH | | 864 | 71.94 |

01 02

| | | | |
|------|------------|-----|-----|
| 0302 | CC2,7 | 13 | 128 |
| 0303 | CC3,4,5,35 | 103 | 234 |
| 0306 | CC6,8,41 | 98 | 157 |
| 0318 | CC18,53 | 62 | 138 |
| 0331 | CC31 | 25 | 103 |
| 0342 | CC42 | 35 | 104 |
| 0343 | CC43 | 0 | 0 |
| 0357 | CC57 | 1 | 0 |

(DEMOCRATIC)

WITH 21 OF 21 REPORTING

STATE REPRESENTATIVE DISTRICT 88

VOTES PERCENT

(Vote for) 1
01 = TRACY McCREERY

1,894 100.00

01

| | | | |
|------|---------------|-----|--|
| 0301 | CC1,10 | 156 | |
| 0309 | CC9,11,16 | 96 | |
| 0312 | CC12,13,22,51 | 155 | |
| 0314 | CC14,55 | 251 | |
| 0315 | CC15 | 37 | |
| 0317 | CC17,30,38 | 135 | |
| 0319 | CC19,34 | 85 | |
| 0321 | CC21,28 | 50 | |
| 0323 | CC23 | 145 | |
| 0324 | CC24 | 8 | |
| 0325 | CC25,29,40 | 51 | |
| 0327 | CC27,39 | 94 | |
| 0332 | CC32,37,45,56 | 27 | |
| 0333 | CC33,47,58 | 133 | |
| 0336 | CC36 | 47 | |
| 0344 | CC44 | 157 | |
| 0346 | CC46,52 | 68 | |
| 0348 | CC48 | 10 | |
| 0349 | CC49 | 53 | |
| 0350 | CC50,54 | 136 | |
| 0359 | CC59 | 0 | |

(DEMOCRATIC)

WITH 1 OF 1 REPORTING

STATE REPRESENTATIVE DISTRICT 89

VOTES PERCENT

(Vote for) 1
01 = JACK SCHILLIGO

59 100.00

01

0320 CC20,26

59

(DEMOCRATIC)

WITH 18 OF 18 REPORTING

COUNTY COUNCIL DISTRICT 2

VOTES PERCENT

(Vote for) 1
01 = SAM GOODMAN
02 = SAM PAGE

685 28.66
1,705 71.34

01 02

| | | | |
|------|---------------|----|-----|
| 0302 | CC2,7 | 29 | 112 |
| 0303 | CC3,4,5,35 | 81 | 244 |
| 0306 | CC6,8,41 | 79 | 167 |
| 0309 | CC9,11,16 | 28 | 81 |
| 0314 | CC14,55 | 80 | 199 |
| 0317 | CC17,30,38 | 64 | 83 |
| 0318 | CC18,53 | 65 | 124 |
| 0323 | CC23 | 35 | 122 |
| 0324 | CC24 | 1 | 7 |
| 0331 | CC31 | 30 | 95 |
| 0332 | CC32,37,45,56 | 1 | 28 |
| 0333 | CC33,47,58 | 45 | 97 |
| 0336 | CC36 | 12 | 40 |
| 0342 | CC42 | 48 | 85 |
| 0343 | CC43 | 0 | 0 |
| 0344 | CC44 | 36 | 125 |
| 0350 | CC50,54 | 51 | 95 |
| 0357 | CC57 | 0 | 1 |

(DEMOCRATIC)

WITH 30 OF 30 REPORTING

COMMITTEEMAN CREVE COEUR TOWNSHIP

VOTES PERCENT

(Vote for) 1
01 = BURTON A. BOXERMAN
02 = INVALID WRITE-IN

2,919 98.98
30 1.02

01 02

| | | | |
|------|---------------|-----|---|
| 0301 | CC1,10 | 148 | 2 |
| 0302 | CC2,7 | 121 | 1 |
| 0303 | CC3,4,5,35 | 290 | 5 |
| 0306 | CC6,8,41 | 228 | 3 |
| 0309 | CC9,11,16 | 96 | 1 |
| 0312 | CC12,13,22,51 | 143 | 0 |
| 0314 | CC14,55 | 255 | 0 |
| 0315 | CC15 | 34 | 1 |
| 0317 | CC17,30,38 | 136 | 2 |
| 0318 | CC18,53 | 159 | 0 |
| 0319 | CC19,34 | 80 | 0 |
| 0320 | CC20,26 | 59 | 1 |
| 0321 | CC21,28 | 43 | 0 |
| 0323 | CC23 | 135 | 3 |
| 0324 | CC24 | 8 | 0 |
| 0325 | CC25,29,40 | 51 | 0 |
| 0327 | CC27,39 | 84 | 0 |
| 0331 | CC31 | 112 | 2 |
| 0332 | CC32,37,45,56 | 27 | 0 |
| 0333 | CC33,47,58 | 130 | 2 |
| 0336 | CC36 | 47 | 1 |
| 0342 | CC42 | 126 | 1 |
| 0343 | CC43 | 0 | 0 |
| 0344 | CC44 | 143 | 2 |
| 0346 | CC46,52 | 63 | 1 |
| 0348 | CC48 | 10 | 0 |

| | | | |
|------|---------|-----|---|
| 0349 | CC49 | 52 | 0 |
| 0350 | CC50,54 | 139 | 1 |
| 0357 | CC57 | 0 | 1 |
| 0359 | CC59 | 0 | 0 |

(DEMOCRATIC)

WITH 30 OF 30 REPORTING

COMMITTEEWOMAN CREVE COEUR TOWNSHIP

| VOTES | PERCENT |
|-------|---------|
| 3,007 | 99.11 |
| 27 | .89 |

(Vote for) 1
01 = SUE MEREDITH
02 = INVALID WRITE-IN

| | |
|----|----|
| 01 | 02 |
|----|----|

| | | | |
|------|---------------|-----|---|
| 0301 | CC1,10 | 149 | 2 |
| 0302 | CC2,7 | 134 | 0 |
| 0303 | CC3,4,5,35 | 319 | 1 |
| 0306 | CC6,8,41 | 243 | 4 |
| 0309 | CC9,11,16 | 97 | 1 |
| 0312 | CC12,13,22,51 | 142 | 0 |
| 0314 | CC14,55 | 244 | 2 |
| 0315 | CC15 | 35 | 0 |
| 0317 | CC17,30,38 | 135 | 3 |
| 0318 | CC18,53 | 179 | 2 |
| 0319 | CC19,34 | 76 | 3 |
| 0320 | CC20,26 | 60 | 0 |
| 0321 | CC21,28 | 46 | 1 |
| 0323 | CC23 | 139 | 2 |
| 0324 | CC24 | 8 | 0 |
| 0325 | CC25,29,40 | 51 | 0 |
| 0327 | CC27,39 | 83 | 1 |
| 0331 | CC31 | 125 | 0 |
| 0332 | CC32,37,45,56 | 28 | 0 |
| 0333 | CC33,47,58 | 129 | 1 |
| 0336 | CC36 | 46 | 1 |
| 0342 | CC42 | 135 | 0 |
| 0343 | CC43 | 0 | 0 |
| 0344 | CC44 | 147 | 0 |
| 0346 | CC46,52 | 64 | 1 |
| 0348 | CC48 | 10 | 0 |
| 0349 | CC49 | 52 | 0 |
| 0350 | CC50,54 | 131 | 1 |
| 0357 | CC57 | 0 | 1 |
| 0359 | CC59 | 0 | 0 |

(REPUBLICAN)

WITH 30 OF 30 REPORTING

U.S. SENATE

| VOTES | PERCENT |
|-------|---------|
| 2,789 | 79.66 |
| 508 | 14.51 |

| VOTES | PERCENT |
|-------|---------|
| 96 | 2.74 |
| 108 | 3.08 |

(Vote for) 1
01 = ROY BLUNT
02 = KRISTI NICHOLS

03 = BERNIE MOWINSKI
04 = RYAN D. LUETHY

| | | | |
|----|----|----|----|
| 01 | 02 | 03 | 04 |
|----|----|----|----|

| | | | | | |
|------|---------------|-----|----|----|----|
| 0301 | CC1,10 | 132 | 29 | 12 | 10 |
| 0302 | CC2,7 | 92 | 26 | 6 | 7 |
| 0303 | CC3,4,5,35 | 202 | 42 | 10 | 10 |
| 0306 | CC6,8,41 | 170 | 39 | 4 | 5 |
| 0309 | CC9,11,16 | 130 | 22 | 3 | 4 |
| 0312 | CC12,13,22,51 | 45 | 13 | 1 | 0 |
| 0314 | CC14,55 | 218 | 38 | 12 | 7 |
| 0315 | CC15 | 92 | 12 | 4 | 1 |
| 0317 | CC17,30,38 | 50 | 6 | 4 | 1 |
| 0318 | CC18,53 | 131 | 34 | 5 | 5 |
| 0319 | CC19,34 | 177 | 16 | 3 | 5 |
| 0320 | CC20,26 | 224 | 40 | 1 | 5 |
| 0321 | CC21,28 | 69 | 14 | 3 | 3 |
| 0323 | CC23 | 128 | 14 | 1 | 5 |
| 0324 | CC24 | 27 | 0 | 0 | 1 |
| 0325 | CC25,29,40 | 100 | 16 | 3 | 5 |
| 0327 | CC27,39 | 163 | 17 | 4 | 8 |
| 0331 | CC31 | 103 | 18 | 4 | 4 |
| 0332 | CC32,37,45,56 | 31 | 6 | 1 | 0 |
| 0333 | CC33,47,58 | 88 | 18 | 4 | 4 |
| 0336 | CC36 | 30 | 9 | 1 | 0 |
| 0342 | CC42 | 53 | 8 | 2 | 3 |
| 0343 | CC43 | 0 | 0 | 0 | 0 |
| 0344 | CC44 | 80 | 20 | 0 | 5 |
| 0346 | CC46,52 | 111 | 23 | 2 | 2 |
| 0348 | CC48 | 2 | 1 | 0 | 0 |
| 0349 | CC49 | 86 | 11 | 2 | 4 |
| 0350 | CC50,54 | 55 | 16 | 4 | 4 |
| 0357 | CC57 | 0 | 0 | 0 | 0 |
| 0359 | CC59 | 0 | 0 | 0 | 0 |

(REPUBLICAN)

WITH 5 OF 5 REPORTING

U.S. REPRESENTATIVE DISTRICT 1

| VOTES | PERCENT |
|-------|---------|
| 81 | 77.14 |
| 24 | 22.86 |

(Vote for) 1
01 = STEVEN G. BAILEY
02 = PAUL BERRY, III

| | |
|----|----|
| 01 | 02 |
|----|----|

| | | | |
|------|---------------|----|----|
| 0312 | CC12,13,22,51 | 39 | 11 |
| 0317 | CC17,30,38 | 41 | 11 |
| 0343 | CC43 | 0 | 0 |
| 0348 | CC48 | 1 | 2 |
| 0357 | CC57 | 0 | 0 |

(REPUBLICAN)

WITH 25 OF 25 REPORTING

U.S. REPRESENTATIVE DISTRICT 2

| VOTES | PERCENT |
|-------|---------|
| 2,809 | 84.25 |
| 525 | 15.75 |

(Vote for) 1
01 = ANN WAGNER
02 = GREG SEARS

| | |
|----|----|
| 01 | 02 |
|----|----|

| | | | |
|------|------------|-----|----|
| 0301 | CC1,10 | 146 | 33 |
| 0302 | CC2,7 | 107 | 23 |
| 0303 | CC3,4,5,35 | 219 | 46 |
| 0306 | CC6,8,41 | 177 | 35 |

| | | | |
|------|---------------|-----|----|
| 0309 | CC9,11,16 | 139 | 21 |
| 0314 | CC14,55 | 213 | 53 |
| 0315 | CC15 | 86 | 19 |
| 0318 | CC18,53 | 149 | 23 |
| 0319 | CC19,34 | 176 | 23 |
| 0320 | CC20,26 | 235 | 31 |
| 0321 | CC21,28 | 78 | 12 |
| 0323 | CC23 | 124 | 21 |
| 0324 | CC24 | 26 | 1 |
| 0325 | CC25,29,40 | 93 | 31 |
| 0327 | CC27,39 | 158 | 31 |
| 0331 | CC31 | 113 | 19 |
| 0332 | CC32,37,45,56 | 31 | 7 |
| 0333 | CC33,47,58 | 93 | 20 |
| 0336 | CC36 | 37 | 3 |
| 0342 | CC42 | 60 | 4 |
| 0344 | CC44 | 87 | 17 |
| 0346 | CC46,52 | 111 | 23 |
| 0349 | CC49 | 87 | 17 |
| 0350 | CC50,54 | 64 | 12 |
| 0359 | CC59 | 0 | 0 |

(REPUBLICAN)

| | | VOTES | PERCENT | WITH 30 OF 30 | REPORTING | VOTES | PERCENT |
|------------------------|--|-------|---------|----------------------|-----------|-------|---------|
| GOVERNOR | | | | | | | |
| (Vote for) 1 | | | | | | | |
| 01 = CATHERINE HANAWAY | | 963 | 26.78 | 03 = JOHN BRUNNER | | 860 | 23.92 |
| 02 = ERIC GREITENS | | 1,105 | 30.73 | 04 = PETER D. KINDER | | 668 | 18.58 |

| | 01 | 02 | 03 | 04 | |
|------|---------------|----|----|----|----|
| 0301 | CC1,10 | 59 | 55 | 40 | 32 |
| 0302 | CC2,7 | 24 | 51 | 34 | 25 |
| 0303 | CC3,4,5,35 | 70 | 68 | 72 | 58 |
| 0306 | CC6,8,41 | 68 | 66 | 41 | 49 |
| 0309 | CC9,11,16 | 43 | 61 | 35 | 26 |
| 0312 | CC12,13,22,51 | 13 | 21 | 17 | 11 |
| 0314 | CC14,55 | 79 | 83 | 68 | 49 |
| 0315 | CC15 | 37 | 23 | 33 | 17 |
| 0317 | CC17,30,38 | 14 | 22 | 13 | 11 |
| 0318 | CC18,53 | 45 | 53 | 38 | 45 |
| 0319 | CC19,34 | 63 | 62 | 49 | 34 |
| 0320 | CC20,26 | 86 | 75 | 75 | 41 |
| 0321 | CC21,28 | 22 | 24 | 25 | 19 |
| 0323 | CC23 | 50 | 32 | 37 | 33 |
| 0324 | CC24 | 11 | 7 | 6 | 4 |
| 0325 | CC25,29,40 | 25 | 40 | 38 | 29 |
| 0327 | CC27,39 | 45 | 65 | 52 | 34 |
| 0331 | CC31 | 39 | 40 | 30 | 28 |
| 0332 | CC32,37,45,56 | 7 | 19 | 5 | 7 |
| 0333 | CC33,47,58 | 32 | 52 | 19 | 14 |
| 0336 | CC36 | 10 | 14 | 8 | 10 |
| 0342 | CC42 | 20 | 24 | 9 | 17 |
| 0343 | CC43 | 0 | 0 | 0 | 0 |
| 0344 | CC44 | 23 | 35 | 23 | 26 |
| 0346 | CC46,52 | 40 | 50 | 41 | 13 |
| 0348 | CC48 | 1 | 1 | 1 | 0 |
| 0349 | CC49 | 22 | 38 | 29 | 16 |
| 0350 | CC50,54 | 15 | 24 | 22 | 20 |
| 0357 | CC57 | 0 | 0 | 0 | 0 |
| 0359 | CC59 | 0 | 0 | 0 | 0 |

(REPUBLICAN)

| | | VOTES | PERCENT | WITH 30 OF 30 | REPORTING | VOTES | PERCENT |
|--------------------------|--|-------|---------|------------------|-----------|-------|---------|
| LIEUTENANT GOVERNOR | | | | | | | |
| (Vote for) 1 | | | | | | | |
| 01 = ARNIE C. AC DIENOFF | | 178 | 5.38 | 03 = MIKE PARSON | | 1,537 | 46.42 |
| 02 = BEV RANGLES | | 1,596 | 48.20 | | | | |

| | 01 | 02 | 03 | |
|------|---------------|----|-----|-----|
| 0301 | CC1,10 | 7 | 73 | 96 |
| 0302 | CC2,7 | 10 | 58 | 60 |
| 0303 | CC3,4,5,35 | 15 | 130 | 109 |
| 0306 | CC6,8,41 | 15 | 104 | 95 |
| 0309 | CC9,11,16 | 9 | 91 | 56 |
| 0312 | CC12,13,22,51 | 3 | 24 | 29 |
| 0314 | CC14,55 | 19 | 122 | 118 |
| 0315 | CC15 | 3 | 46 | 46 |
| 0317 | CC17,30,38 | 3 | 29 | 26 |
| 0318 | CC18,53 | 7 | 84 | 78 |
| 0319 | CC19,34 | 8 | 91 | 89 |
| 0320 | CC20,26 | 11 | 110 | 124 |
| 0321 | CC21,28 | 10 | 42 | 32 |
| 0323 | CC23 | 12 | 59 | 66 |
| 0324 | CC24 | 0 | 18 | 9 |
| 0325 | CC25,29,40 | 3 | 64 | 51 |
| 0327 | CC27,39 | 11 | 72 | 96 |
| 0331 | CC31 | 3 | 67 | 59 |
| 0332 | CC32,37,45,56 | 1 | 19 | 15 |
| 0333 | CC33,47,58 | 6 | 47 | 53 |
| 0336 | CC36 | 1 | 15 | 18 |
| 0342 | CC42 | 3 | 30 | 31 |
| 0343 | CC43 | 0 | 0 | 0 |
| 0344 | CC44 | 6 | 57 | 39 |
| 0346 | CC46,52 | 5 | 57 | 62 |
| 0348 | CC48 | 0 | 2 | 1 |
| 0349 | CC49 | 5 | 43 | 47 |
| 0350 | CC50,54 | 2 | 42 | 32 |
| 0357 | CC57 | 0 | 0 | 0 |
| 0359 | CC59 | 0 | 0 | 0 |

(REPUBLICAN)

| | | VOTES | PERCENT | WITH 30 OF 30 | REPORTING | VOTES | PERCENT |
|--------------------------|--|-------|---------|----------------|-----------|-------|---------|
| SECRETARY OF STATE | | | | | | | |
| (Vote for) 1 | | | | | | | |
| 01 = WILL KRAUS | | 1,003 | 29.11 | 03 = ROI CHINN | | 176 | 5.11 |
| 02 = JOHN (JAY) ASHCROFT | | 2,267 | 65.79 | | | | |

| | 01 | 02 | 03 | |
|------|------------|----|-----|----|
| 0301 | CC1,10 | 42 | 127 | 10 |
| 0302 | CC2,7 | 43 | 77 | 11 |
| 0303 | CC3,4,5,35 | 68 | 183 | 12 |

| | | | | |
|------|---------------|----|-----|----|
| 0306 | CC6,8,41 | 60 | 150 | 11 |
| 0309 | CC9,11,16 | 36 | 116 | 8 |
| 0312 | CC12,13,22,51 | 15 | 37 | 4 |
| 0314 | CC14,55 | 69 | 175 | 20 |
| 0315 | CC15 | 32 | 68 | 6 |
| 0317 | CC17,30,38 | 20 | 38 | 1 |
| 0318 | CC18,53 | 65 | 101 | 11 |
| 0319 | CC19,34 | 65 | 128 | 7 |
| 0320 | CC20,26 | 79 | 164 | 12 |
| 0321 | CC21,28 | 23 | 58 | 6 |
| 0323 | CC23 | 36 | 99 | 4 |
| 0324 | CC24 | 5 | 20 | 0 |
| 0325 | CC25,29,40 | 31 | 81 | 9 |
| 0327 | CC27,39 | 61 | 118 | 9 |
| 0331 | CC31 | 35 | 92 | 4 |
| 0332 | CC32,37,45,56 | 13 | 23 | 2 |
| 0333 | CC33,47,58 | 34 | 73 | 7 |
| 0336 | CC36 | 17 | 21 | 2 |
| 0342 | CC42 | 22 | 46 | 1 |
| 0343 | CC43 | 0 | 0 | 0 |
| 0344 | CC44 | 28 | 71 | 6 |
| 0346 | CC46,52 | 44 | 87 | 3 |
| 0348 | CC48 | 1 | 2 | 0 |
| 0349 | CC49 | 36 | 61 | 5 |
| 0350 | CC50,54 | 23 | 51 | 5 |
| 0357 | CC57 | 0 | 0 | 0 |
| 0359 | CC59 | 0 | 0 | 0 |

(REPUBLICAN)

WITH 30 OF 30 REPORTING

STATE TREASURER
(Vote for) 1
01 = ERIC SCHMITT

VOTES PERCENT
3,069 100.00

01

0301 CC1,10 151
0302 CC2,7 115
0303 CC3,4,5,35 236
0306 CC6,8,41 204
0309 CC9,11,16 148
0312 CC12,13,22,51 48
0314 CC14,55 232
0315 CC15 91
0317 CC17,30,38 52
0318 CC18,53 153
0319 CC19,34 182
0320 CC20,26 242
0321 CC21,28 82
0323 CC23 122
0324 CC24 21
0325 CC25,29,40 109
0327 CC27,39 169
0331 CC31 116
0332 CC32,37,45,56 34
0333 CC33,47,58 93
0336 CC36 32
0342 CC42 58
0343 CC43 0
0344 CC44 95
0346 CC46,52 119
0348 CC48 3
0349 CC49 90
0350 CC50,54 72
0357 CC57 0
0359 CC59 0

(REPUBLICAN)

WITH 30 OF 30 REPORTING

ATTORNEY GENERAL
(Vote for) 1
01 = JOSH HAWLEY
02 = KURT SCHAEFER

VOTES PERCENT
2,451 71.90
958 28.10

01 02

0301 CC1,10 127 52
0302 CC2,7 84 42
0303 CC3,4,5,35 189 70
0306 CC6,8,41 165 54
0309 CC9,11,16 126 33
0312 CC12,13,22,51 33 22
0314 CC14,55 198 66
0315 CC15 69 30
0317 CC17,30,38 44 16
0318 CC18,53 140 29
0319 CC19,34 141 57
0320 CC20,26 168 89
0321 CC21,28 58 27
0323 CC23 100 43
0324 CC24 24 2
0325 CC25,29,40 94 22
0327 CC27,39 132 60
0331 CC31 101 30
0332 CC32,37,45,56 19 18
0333 CC33,47,58 82 32
0336 CC36 25 13
0342 CC42 40 25
0343 CC43 0 0
0344 CC44 71 32
0346 CC46,52 94 37
0348 CC48 2 1
0349 CC49 72 30
0350 CC50,54 53 26
0357 CC57 0 0
0359 CC59 0 0

(REPUBLICAN)

WITH 8 OF 8 REPORTING

STATE REPRESENTATIVE DISTRICT 71
(Vote for) 1
01 = JIM CAIN

VOTES PERCENT
873 100.00

01

0302 CC2,7 120
 0303 CC3,4,5,35 237
 0306 CC6,8,41 194
 0318 CC18,53 148
 0331 CC31 117
 0342 CC42 57
 0343 CC43 0
 0357 CC57 0

(REPUBLICAN)

WITH 21 OF 21 REPORTING

STATE REPRESENTATIVE DISTRICT 88
 (Vote for) 1
 01 = NO CANDIDATE FILED

VOTES PERCENT
 0

 01

 0301 CC1,10 0
 0309 CC9,11,16 0
 0312 CC12,13,22,51 0
 0314 CC14,55 0
 0315 CC15 0
 0317 CC17,30,38 0
 0319 CC19,34 0
 0321 CC21,28 0
 0323 CC23 0
 0324 CC24 0
 0325 CC25,29,40 0
 0327 CC27,39 0
 0332 CC32,37,45,56 0
 0333 CC33,47,58 0
 0336 CC36 0
 0344 CC44 0
 0346 CC46,52 0
 0348 CC48 0
 0349 CC49 0
 0350 CC50,54 0
 0359 CC59 0

(REPUBLICAN)

WITH 1 OF 1 REPORTING

STATE REPRESENTATIVE DISTRICT 89
 (Vote for) 1
 01 = DEAN PLOCHER

VOTES PERCENT
 242 100.00

 01

 0320 CC20,26 242

(REPUBLICAN)

WITH 18 OF 18 REPORTING

COUNTY COUNCIL DISTRICT 2
 (Vote for) 1
 01 = AMY POELKER

VOTES PERCENT
 1,732 100.00

 01

 0302 CC2,7 110
 0303 CC3,4,5,35 234
 0306 CC6,8,41 193
 0309 CC9,11,16 135
 0314 CC14,55 229
 0317 CC17,30,38 51
 0318 CC18,53 147
 0323 CC23 120
 0324 CC24 21
 0331 CC31 117
 0332 CC32,37,45,56 32
 0333 CC33,47,58 95
 0336 CC36 33
 0342 CC42 58
 0343 CC43 0
 0344 CC44 91
 0350 CC50,54 66
 0357 CC57 0

(REPUBLICAN)

WITH 30 OF 30 REPORTING

COMMITTEEMAN CREVE COEUR TOWNSHIP
 (Vote for) 1
 01 = NEAL B. BREITWEISER
 02 = INVALID WRITE-IN

VOTES PERCENT
 2,814 97.98
 58 2.02

 01 02

 0301 CC1,10 149 4
 0302 CC2,7 105 3
 0303 CC3,4,5,35 225 2
 0306 CC6,8,41 180 4
 0309 CC9,11,16 132 3
 0312 CC12,13,22,51 41 0
 0314 CC14,55 225 8
 0315 CC15 75 0
 0317 CC17,30,38 52 0
 0318 CC18,53 134 8
 0319 CC19,34 156 1
 0320 CC20,26 216 4
 0321 CC21,28 74 2
 0323 CC23 117 2
 0324 CC24 18 1
 0325 CC25,29,40 97 1
 0327 CC27,39 153 0
 0331 CC31 114 1
 0332 CC32,37,45,56 31 1
 0333 CC33,47,58 96 2
 0336 CC36 33 0
 0342 CC42 51 3
 0343 CC43 0 0
 0344 CC44 88 1
 0346 CC46,52 109 2
 0348 CC48 3 0
 0349 CC49 80 3

| | | | |
|------|---------|----|---|
| 0350 | CC50,54 | 60 | 2 |
| 0357 | CC57 | 0 | 0 |
| 0359 | CC59 | 0 | 0 |

(REPUBLICAN)

COMMITTEEWOMAN CREVE COEUR TOWNSHIP
 (Vote for) 1
 01 = JULIA F. McQUEEN
 02 = INVALID WRITE-IN

| VOTES | PERCENT | WITH 30 OF 30 | REPORTING |
|-------|---------|---------------|-----------|
| 2,802 | 98.66 | | |
| 38 | 1.34 | | |

| | |
|----|----|
| 01 | 02 |
|----|----|

| | | | |
|------|---------------|-----|----|
| 0301 | CC1,10 | 148 | 4 |
| 0302 | CC2,7 | 97 | 10 |
| 0303 | CC3,4,5,35 | 225 | 2 |
| 0306 | CC6,8,41 | 181 | 1 |
| 0309 | CC9,11,16 | 129 | 1 |
| 0312 | CC12,13,22,51 | 41 | 0 |
| 0314 | CC14,55 | 224 | 3 |
| 0315 | CC15 | 75 | 0 |
| 0317 | CC17,30,38 | 51 | 0 |
| 0318 | CC18,53 | 139 | 2 |
| 0319 | CC19,34 | 156 | 1 |
| 0320 | CC20,26 | 217 | 5 |
| 0321 | CC21,28 | 72 | 1 |
| 0323 | CC23 | 116 | 2 |
| 0324 | CC24 | 19 | 1 |
| 0325 | CC25,29,40 | 97 | 0 |
| 0327 | CC27,39 | 153 | 0 |
| 0331 | CC31 | 113 | 0 |
| 0332 | CC32,37,45,56 | 31 | 0 |
| 0333 | CC33,47,58 | 95 | 3 |
| 0336 | CC36 | 31 | 0 |
| 0342 | CC42 | 54 | 0 |
| 0343 | CC43 | 0 | 0 |
| 0344 | CC44 | 84 | 0 |
| 0346 | CC46,52 | 110 | 1 |
| 0348 | CC48 | 3 | 0 |
| 0349 | CC49 | 81 | 1 |
| 0350 | CC50,54 | 60 | 0 |
| 0357 | CC57 | 0 | 0 |
| 0359 | CC59 | 0 | 0 |

(LIBERTARIAN)

U.S. SENATE
 (Vote for) 1
 01 = JONATHAN DINE
 02 = HERSCHEL L. YOUNG

| VOTES | PERCENT | WITH 30 OF 30 | REPORTING |
|-------|---------|---------------|-----------|
| 17 | 51.52 | | |
| 16 | 48.48 | | |

| | |
|----|----|
| 01 | 02 |
|----|----|

| | | | |
|------|---------------|---|---|
| 0301 | CC1,10 | 0 | 0 |
| 0302 | CC2,7 | 1 | 1 |
| 0303 | CC3,4,5,35 | 3 | 2 |
| 0306 | CC6,8,41 | 0 | 1 |
| 0309 | CC9,11,16 | 0 | 1 |
| 0312 | CC12,13,22,51 | 0 | 0 |
| 0314 | CC14,55 | 1 | 1 |
| 0315 | CC15 | 0 | 0 |
| 0317 | CC17,30,38 | 0 | 0 |
| 0318 | CC18,53 | 1 | 0 |
| 0319 | CC19,34 | 2 | 1 |
| 0320 | CC20,26 | 0 | 1 |
| 0321 | CC21,28 | 0 | 0 |
| 0323 | CC23 | 0 | 0 |
| 0324 | CC24 | 0 | 0 |
| 0325 | CC25,29,40 | 2 | 2 |
| 0327 | CC27,39 | 0 | 0 |
| 0331 | CC31 | 1 | 0 |
| 0332 | CC32,37,45,56 | 0 | 1 |
| 0333 | CC33,47,58 | 1 | 0 |
| 0336 | CC36 | 0 | 0 |
| 0342 | CC42 | 0 | 0 |
| 0343 | CC43 | 0 | 0 |
| 0344 | CC44 | 2 | 3 |
| 0346 | CC46,52 | 0 | 0 |
| 0348 | CC48 | 0 | 0 |
| 0349 | CC49 | 1 | 0 |
| 0350 | CC50,54 | 2 | 2 |
| 0357 | CC57 | 0 | 0 |
| 0359 | CC59 | 0 | 0 |

(LIBERTARIAN)

U.S. REPRESENTATIVE DISTRICT 1
 (Vote for) 1
 01 = ROBB E. CUNNINGHAM

| VOTES | PERCENT | WITH 5 OF 5 | REPORTING |
|-------|---------|-------------|-----------|
| 0 | | | |

| |
|----|
| 01 |
|----|

| | | |
|------|---------------|---|
| 0312 | CC12,13,22,51 | 0 |
| 0317 | CC17,30,38 | 0 |
| 0343 | CC43 | 0 |
| 0348 | CC48 | 0 |
| 0357 | CC57 | 0 |

(LIBERTARIAN)

U.S. REPRESENTATIVE DISTRICT 2
 (Vote for) 1
 01 = JIM HIGGINS

| VOTES | PERCENT | WITH 25 OF 25 | REPORTING |
|-------|---------|---------------|-----------|
| 30 | 100.00 | | |

| |
|----|
| 01 |
|----|

| | | |
|------|------------|---|
| 0301 | CC1,10 | 0 |
| 0302 | CC2,7 | 3 |
| 0303 | CC3,4,5,35 | 5 |
| 0306 | CC6,8,41 | 2 |
| 0309 | CC9,11,16 | 1 |
| 0314 | CC14,55 | 2 |
| 0315 | CC15 | 0 |

| | | |
|------|---------------|---|
| 0318 | CC18,53 | 0 |
| 0319 | CC19,34 | 3 |
| 0320 | CC20,26 | 1 |
| 0321 | CC21,28 | 0 |
| 0323 | CC23 | 0 |
| 0324 | CC24 | 0 |
| 0325 | CC25,29,40 | 4 |
| 0327 | CC27,39 | 0 |
| 0331 | CC31 | 1 |
| 0332 | CC32,37,45,56 | 1 |
| 0333 | CC33,47,58 | 0 |
| 0336 | CC36 | 0 |
| 0342 | CC42 | 0 |
| 0344 | CC44 | 2 |
| 0346 | CC46,52 | 0 |
| 0349 | CC49 | 1 |
| 0350 | CC50,54 | 4 |
| 0359 | CC59 | 0 |

(LIBERTARIAN)

WITH 30 OF 30 REPORTING
VOTES PERCENT

GOVERNOR
(Vote for) 1
01 = CISSE W. SPRAGINS

30 100.00

01

| | | |
|------|---------------|---|
| 0301 | CC1,10 | 0 |
| 0302 | CC2,7 | 3 |
| 0303 | CC3,4,5,35 | 5 |
| 0306 | CC6,8,41 | 1 |
| 0309 | CC9,11,16 | 1 |
| 0312 | CC12,13,22,51 | 0 |
| 0314 | CC14,55 | 2 |
| 0315 | CC15 | 0 |
| 0317 | CC17,30,38 | 0 |
| 0318 | CC18,53 | 0 |
| 0319 | CC19,34 | 3 |
| 0320 | CC20,26 | 0 |
| 0321 | CC21,28 | 0 |
| 0323 | CC23 | 0 |
| 0324 | CC24 | 0 |
| 0325 | CC25,29,40 | 4 |
| 0327 | CC27,39 | 0 |
| 0331 | CC31 | 1 |
| 0332 | CC32,37,45,56 | 1 |
| 0333 | CC33,47,58 | 1 |
| 0336 | CC36 | 0 |
| 0342 | CC42 | 0 |
| 0343 | CC43 | 0 |
| 0344 | CC44 | 3 |
| 0346 | CC46,52 | 0 |
| 0348 | CC48 | 0 |
| 0349 | CC49 | 1 |
| 0350 | CC50,54 | 4 |
| 0357 | CC57 | 0 |
| 0359 | CC59 | 0 |

(LIBERTARIAN)

WITH 30 OF 30 REPORTING
VOTES PERCENT

LIEUTENANT GOVERNOR
(Vote for) 1
01 = STEVEN R. HEDRICK

31 100.00

01

| | | |
|------|---------------|---|
| 0301 | CC1,10 | 0 |
| 0302 | CC2,7 | 3 |
| 0303 | CC3,4,5,35 | 5 |
| 0306 | CC6,8,41 | 1 |
| 0309 | CC9,11,16 | 1 |
| 0312 | CC12,13,22,51 | 0 |
| 0314 | CC14,55 | 2 |
| 0315 | CC15 | 0 |
| 0317 | CC17,30,38 | 0 |
| 0318 | CC18,53 | 1 |
| 0319 | CC19,34 | 3 |
| 0320 | CC20,26 | 1 |
| 0321 | CC21,28 | 0 |
| 0323 | CC23 | 0 |
| 0324 | CC24 | 0 |
| 0325 | CC25,29,40 | 3 |
| 0327 | CC27,39 | 0 |
| 0331 | CC31 | 1 |
| 0332 | CC32,37,45,56 | 1 |
| 0333 | CC33,47,58 | 0 |
| 0336 | CC36 | 0 |
| 0342 | CC42 | 0 |
| 0343 | CC43 | 0 |
| 0344 | CC44 | 4 |
| 0346 | CC46,52 | 0 |
| 0348 | CC48 | 0 |
| 0349 | CC49 | 1 |
| 0350 | CC50,54 | 4 |
| 0357 | CC57 | 0 |
| 0359 | CC59 | 0 |

(LIBERTARIAN)

WITH 30 OF 30 REPORTING
VOTES PERCENT

SECRETARY OF STATE
(Vote for) 1
01 = CHRIS MORRILL

30 100.00

01

| | | |
|------|---------------|---|
| 0301 | CC1,10 | 0 |
| 0302 | CC2,7 | 3 |
| 0303 | CC3,4,5,35 | 5 |
| 0306 | CC6,8,41 | 1 |
| 0309 | CC9,11,16 | 1 |
| 0312 | CC12,13,22,51 | 0 |
| 0314 | CC14,55 | 2 |
| 0315 | CC15 | 0 |
| 0317 | CC17,30,38 | 0 |

0318 CC18,53 0
 0319 CC19,34 3
 0320 CC20,26 0
 0321 CC21,28 0
 0323 CC23 0
 0324 CC24 0
 0325 CC25,29,40 3
 0327 CC27,39 0
 0331 CC31 1
 0332 CC32,37,45,56 1
 0333 CC33,47,58 0
 0336 CC36 0
 0342 CC42 0
 0343 CC43 0
 0344 CC44 5
 0346 CC46,52 0
 0348 CC48 0
 0349 CC49 1
 0350 CC50,54 4
 0357 CC57 0
 0359 CC59 0

(LIBERTARIAN)

WITH 30 OF 30 REPORTING
 VOTES PERCENT

STATE TREASURER
 (Vote for) 1
 01 = SEAN O'TOOLE

30 100.00

 01

0301 CC1,10 0
 0302 CC2,7 3
 0303 CC3,4,5,35 5
 0306 CC6,8,41 1
 0309 CC9,11,16 1
 0312 CC12,13,22,51 0
 0314 CC14,55 2
 0315 CC15 0
 0317 CC17,30,38 0
 0318 CC18,53 1
 0319 CC19,34 3
 0320 CC20,26 0
 0321 CC21,28 0
 0323 CC23 0
 0324 CC24 0
 0325 CC25,29,40 3
 0327 CC27,39 0
 0331 CC31 1
 0332 CC32,37,45,56 1
 0333 CC33,47,58 0
 0336 CC36 0
 0342 CC42 0
 0343 CC43 0
 0344 CC44 4
 0346 CC46,52 0
 0348 CC48 0
 0349 CC49 1
 0350 CC50,54 4
 0357 CC57 0
 0359 CC59 0

(LIBERTARIAN)

WITH 30 OF 30 REPORTING
 VOTES PERCENT

ATTORNEY GENERAL
 (Vote for) 1
 01 = NO CANDIDATE FILED

0

 01

0301 CC1,10 0
 0302 CC2,7 0
 0303 CC3,4,5,35 0
 0306 CC6,8,41 0
 0309 CC9,11,16 0
 0312 CC12,13,22,51 0
 0314 CC14,55 0
 0315 CC15 0
 0317 CC17,30,38 0
 0318 CC18,53 0
 0319 CC19,34 0
 0320 CC20,26 0
 0321 CC21,28 0
 0323 CC23 0
 0324 CC24 0
 0325 CC25,29,40 0
 0327 CC27,39 0
 0331 CC31 0
 0332 CC32,37,45,56 0
 0333 CC33,47,58 0
 0336 CC36 0
 0342 CC42 0
 0343 CC43 0
 0344 CC44 0
 0346 CC46,52 0
 0348 CC48 0
 0349 CC49 0
 0350 CC50,54 0
 0357 CC57 0
 0359 CC59 0

(LIBERTARIAN)

WITH 8 OF 8 REPORTING
 VOTES PERCENT

STATE REPRESENTATIVE DISTRICT 71
 (Vote for) 1
 01 = NO CANDIDATE FILED

0

 01

0302 CC2,7 0
 0303 CC3,4,5,35 0
 0306 CC6,8,41 0
 0318 CC18,53 0
 0331 CC31 0
 0342 CC42 0

0343 CC43 0
0357 CC57 0

(LIBERTARIAN)

VOTES PERCENT WITH 21 OF 21 REPORTING

STATE REPRESENTATIVE DISTRICT 88

(Vote for) 1
01 = STEVEN E. ROBNAK 21 100.00

01

0301 CC1,10 0
0309 CC9,11,16 1
0312 CC12,13,22,51 0
0314 CC14,55 2
0315 CC15 0
0317 CC17,30,38 0
0319 CC19,34 3
0321 CC21,28 0
0323 CC23 0
0324 CC24 0
0325 CC25,29,40 4
0327 CC27,39 0
0332 CC32,37,45,56 1
0333 CC33,47,58 1
0336 CC36 0
0344 CC44 4
0346 CC46,52 0
0348 CC48 0
0349 CC49 1
0350 CC50,54 4
0359 CC59 0

(LIBERTARIAN)

VOTES PERCENT WITH 1 OF 1 REPORTING

STATE REPRESENTATIVE DISTRICT 89

(Vote for) 1
01 = NO CANDIDATE FILED 0

01

0320 CC20,26 0

(LIBERTARIAN)

VOTES PERCENT WITH 18 OF 18 REPORTING

COUNTY COUNCIL DISTRICT 2

(Vote for) 1
01 = LADONNA HIGGINS 22 100.00

01

0302 CC2,7 3
0303 CC3,4,5,35 5
0306 CC6,8,41 2
0309 CC9,11,16 1
0314 CC14,55 2
0317 CC17,30,38 0
0318 CC18,53 0
0323 CC23 0
0324 CC24 0
0331 CC31 1
0332 CC32,37,45,56 1
0333 CC33,47,58 0
0336 CC36 0
0342 CC42 0
0343 CC43 0
0344 CC44 3
0350 CC50,54 4
0357 CC57 0

(LIBERTARIAN)

VOTES PERCENT WITH 30 OF 30 REPORTING

COMMITTEEMAN CREVE COEUR TOWNSHIP

(Vote for) 1
01 = ARNOLD J. TREMBLEY 33 97.06
02 = INVALID WRITE-IN 1 2.94

01 02

0301 CC1,10 0 0
0302 CC2,7 2 1
0303 CC3,4,5,35 5 0
0306 CC6,8,41 1 0
0309 CC9,11,16 1 0
0312 CC12,13,22,51 0 0
0314 CC14,55 2 0
0315 CC15 0 0
0317 CC17,30,38 0 0
0318 CC18,53 1 0
0319 CC19,34 3 0
0320 CC20,26 1 0
0321 CC21,28 0 0
0323 CC23 0 0
0324 CC24 0 0
0325 CC25,29,40 4 0
0327 CC27,39 0 0
0331 CC31 1 0
0332 CC32,37,45,56 1 0
0333 CC33,47,58 1 0
0336 CC36 0 0
0342 CC42 0 0
0343 CC43 0 0
0344 CC44 5 0
0346 CC46,52 0 0
0348 CC48 0 0
0349 CC49 1 0
0350 CC50,54 4 0
0357 CC57 0 0
0359 CC59 0 0

(LIBERTARIAN)

VOTES PERCENT WITH 30 OF 30 REPORTING

COMMITTEEWOMAN CREVE COEUR TOWNSHIP

(Vote for) 1

01 = LADONNA HIGGINS
02 = INVALID WRITE-IN

33 100.00
0

01 02

| | | | |
|------|---------------|---|---|
| 0301 | CC1,10 | 0 | 0 |
| 0302 | CC2,7 | 3 | 0 |
| 0303 | CC3,4,5,35 | 5 | 0 |
| 0306 | CC6,8,41 | 2 | 0 |
| 0309 | CC9,11,16 | 1 | 0 |
| 0312 | CC12,13,22,51 | 0 | 0 |
| 0314 | CC14,55 | 2 | 0 |
| 0315 | CC15 | 0 | 0 |
| 0317 | CC17,30,38 | 0 | 0 |
| 0318 | CC18,53 | 0 | 0 |
| 0319 | CC19,34 | 3 | 0 |
| 0320 | CC20,26 | 1 | 0 |
| 0321 | CC21,28 | 0 | 0 |
| 0323 | CC23 | 0 | 0 |
| 0324 | CC24 | 0 | 0 |
| 0325 | CC25,29,40 | 4 | 0 |
| 0327 | CC27,39 | 0 | 0 |
| 0331 | CC31 | 1 | 0 |
| 0332 | CC32,37,45,56 | 1 | 0 |
| 0333 | CC33,47,58 | 1 | 0 |
| 0336 | CC36 | 0 | 0 |
| 0342 | CC42 | 0 | 0 |
| 0343 | CC43 | 0 | 0 |
| 0344 | CC44 | 4 | 0 |
| 0346 | CC46,52 | 0 | 0 |
| 0348 | CC48 | 0 | 0 |
| 0349 | CC49 | 1 | 0 |
| 0350 | CC50,54 | 4 | 0 |
| 0357 | CC57 | 0 | 0 |
| 0359 | CC59 | 0 | 0 |

(CONSTITUTION)

VOTES PERCENT

WITH 30 OF 30 REPORTING

U.S. SENATE
(Vote for) 1
01 = FRED RYMAN

2 100.00

01

| | | | |
|------|---------------|---|--|
| 0301 | CC1,10 | 0 | |
| 0302 | CC2,7 | 0 | |
| 0303 | CC3,4,5,35 | 1 | |
| 0306 | CC6,8,41 | 1 | |
| 0309 | CC9,11,16 | 0 | |
| 0312 | CC12,13,22,51 | 0 | |
| 0314 | CC14,55 | 0 | |
| 0315 | CC15 | 0 | |
| 0317 | CC17,30,38 | 0 | |
| 0318 | CC18,53 | 0 | |
| 0319 | CC19,34 | 0 | |
| 0320 | CC20,26 | 0 | |
| 0321 | CC21,28 | 0 | |
| 0323 | CC23 | 0 | |
| 0324 | CC24 | 0 | |
| 0325 | CC25,29,40 | 0 | |
| 0327 | CC27,39 | 0 | |
| 0331 | CC31 | 0 | |
| 0332 | CC32,37,45,56 | 0 | |
| 0333 | CC33,47,58 | 0 | |
| 0336 | CC36 | 0 | |
| 0342 | CC42 | 0 | |
| 0343 | CC43 | 0 | |
| 0344 | CC44 | 0 | |
| 0346 | CC46,52 | 0 | |
| 0348 | CC48 | 0 | |
| 0349 | CC49 | 0 | |
| 0350 | CC50,54 | 0 | |
| 0357 | CC57 | 0 | |
| 0359 | CC59 | 0 | |

(CONSTITUTION)

VOTES PERCENT

WITH 5 OF 5 REPORTING

U.S. REPRESENTATIVE DISTRICT 1
(Vote for) 1
01 = NO CANDIDATE FILED

0

01

| | | | |
|------|---------------|---|--|
| 0312 | CC12,13,22,51 | 0 | |
| 0317 | CC17,30,38 | 0 | |
| 0343 | CC43 | 0 | |
| 0348 | CC48 | 0 | |
| 0357 | CC57 | 0 | |

(CONSTITUTION)

VOTES PERCENT

WITH 25 OF 25 REPORTING

U.S. REPRESENTATIVE DISTRICT 2
(Vote for) 1
01 = NO CANDIDATE FILED

0

01

| | | | |
|------|------------|---|--|
| 0301 | CC1,10 | 0 | |
| 0302 | CC2,7 | 0 | |
| 0303 | CC3,4,5,35 | 0 | |
| 0306 | CC6,8,41 | 0 | |
| 0309 | CC9,11,16 | 0 | |
| 0314 | CC14,55 | 0 | |
| 0315 | CC15 | 0 | |
| 0318 | CC18,53 | 0 | |
| 0319 | CC19,34 | 0 | |
| 0320 | CC20,26 | 0 | |
| 0321 | CC21,28 | 0 | |
| 0323 | CC23 | 0 | |
| 0324 | CC24 | 0 | |
| 0325 | CC25,29,40 | 0 | |
| 0327 | CC27,39 | 0 | |

0331 CC31 0
 0332 CC32,37,45,56 0
 0333 CC33,47,58 0
 0336 CC36 0
 0342 CC42 0
 0344 CC44 0
 0346 CC46,52 0
 0349 CC49 0
 0350 CC50,54 0
 0359 CC59 0

=====

(CONSTITUTION)

VOTES PERCENT WITH 30 OF 30 REPORTING

GOVERNOR
 (Vote for) 1
 01 = NO CANDIDATE FILED 0

 01

0301 CC1,10 0
 0302 CC2,7 0
 0303 CC3,4,5,35 0
 0306 CC6,8,41 0
 0309 CC9,11,16 0
 0312 CC12,13,22,51 0
 0314 CC14,55 0
 0315 CC15 0
 0317 CC17,30,38 0
 0318 CC18,53 0
 0319 CC19,34 0
 0320 CC20,26 0
 0321 CC21,28 0
 0323 CC23 0
 0324 CC24 0
 0325 CC25,29,40 0
 0327 CC27,39 0
 0331 CC31 0
 0332 CC32,37,45,56 0
 0333 CC33,47,58 0
 0336 CC36 0
 0342 CC42 0
 0343 CC43 0
 0344 CC44 0
 0346 CC46,52 0
 0348 CC48 0
 0349 CC49 0
 0350 CC50,54 0
 0357 CC57 0
 0359 CC59 0

=====

(CONSTITUTION)

VOTES PERCENT WITH 30 OF 30 REPORTING

LIEUTENANT GOVERNOR
 (Vote for) 1
 01 = NO CANDIDATE FILED 0

 01

0301 CC1,10 0
 0302 CC2,7 0
 0303 CC3,4,5,35 0
 0306 CC6,8,41 0
 0309 CC9,11,16 0
 0312 CC12,13,22,51 0
 0314 CC14,55 0
 0315 CC15 0
 0317 CC17,30,38 0
 0318 CC18,53 0
 0319 CC19,34 0
 0320 CC20,26 0
 0321 CC21,28 0
 0323 CC23 0
 0324 CC24 0
 0325 CC25,29,40 0
 0327 CC27,39 0
 0331 CC31 0
 0332 CC32,37,45,56 0
 0333 CC33,47,58 0
 0336 CC36 0
 0342 CC42 0
 0343 CC43 0
 0344 CC44 0
 0346 CC46,52 0
 0348 CC48 0
 0349 CC49 0
 0350 CC50,54 0
 0357 CC57 0
 0359 CC59 0

=====

(CONSTITUTION)

VOTES PERCENT WITH 30 OF 30 REPORTING

SECRETARY OF STATE
 (Vote for) 1
 01 = NO CANDIDATE FILED 0

 01

0301 CC1,10 0
 0302 CC2,7 0
 0303 CC3,4,5,35 0
 0306 CC6,8,41 0
 0309 CC9,11,16 0
 0312 CC12,13,22,51 0
 0314 CC14,55 0
 0315 CC15 0
 0317 CC17,30,38 0
 0318 CC18,53 0
 0319 CC19,34 0
 0320 CC20,26 0
 0321 CC21,28 0
 0323 CC23 0
 0324 CC24 0
 0325 CC25,29,40 0
 0327 CC27,39 0

0331 CC31 0
 0332 CC32,37,45,56 0
 0333 CC33,47,58 0
 0336 CC36 0
 0342 CC42 0
 0343 CC43 0
 0344 CC44 0
 0346 CC46,52 0
 0348 CC48 0
 0349 CC49 0
 0350 CC50,54 0
 0357 CC57 0
 0359 CC59 0

(CONSTITUTION)

VOTES PERCENT WITH 30 OF 30 REPORTING

STATE TREASURER
 (Vote for) 1
 01 = NO CANDIDATE FILED 0

 01

0301 CC1,10 0
 0302 CC2,7 0
 0303 CC3,4,5,35 0
 0306 CC6,8,41 0
 0309 CC9,11,16 0
 0312 CC12,13,22,51 0
 0314 CC14,55 0
 0315 CC15 0
 0317 CC17,30,38 0
 0318 CC18,53 0
 0319 CC19,34 0
 0320 CC20,26 0
 0321 CC21,28 0
 0323 CC23 0
 0324 CC24 0
 0325 CC25,29,40 0
 0327 CC27,39 0
 0331 CC31 0
 0332 CC32,37,45,56 0
 0333 CC33,47,58 0
 0336 CC36 0
 0342 CC42 0
 0343 CC43 0
 0344 CC44 0
 0346 CC46,52 0
 0348 CC48 0
 0349 CC49 0
 0350 CC50,54 0
 0357 CC57 0
 0359 CC59 0

(CONSTITUTION)

VOTES PERCENT WITH 30 OF 30 REPORTING

ATTORNEY GENERAL
 (Vote for) 1
 01 = NO CANDIDATE FILED 0

 01

0301 CC1,10 0
 0302 CC2,7 0
 0303 CC3,4,5,35 0
 0306 CC6,8,41 0
 0309 CC9,11,16 0
 0312 CC12,13,22,51 0
 0314 CC14,55 0
 0315 CC15 0
 0317 CC17,30,38 0
 0318 CC18,53 0
 0319 CC19,34 0
 0320 CC20,26 0
 0321 CC21,28 0
 0323 CC23 0
 0324 CC24 0
 0325 CC25,29,40 0
 0327 CC27,39 0
 0331 CC31 0
 0332 CC32,37,45,56 0
 0333 CC33,47,58 0
 0336 CC36 0
 0342 CC42 0
 0343 CC43 0
 0344 CC44 0
 0346 CC46,52 0
 0348 CC48 0
 0349 CC49 0
 0350 CC50,54 0
 0357 CC57 0
 0359 CC59 0

(CONSTITUTION)

VOTES PERCENT WITH 8 OF 8 REPORTING

STATE REPRESENTATIVE DISTRICT 71
 (Vote for) 1
 01 = NO CANDIDATE FILED 0

 01

0302 CC2,7 0
 0303 CC3,4,5,35 0
 0306 CC6,8,41 0
 0318 CC18,53 0
 0331 CC31 0
 0342 CC42 0
 0343 CC43 0
 0357 CC57 0

(CONSTITUTION)

VOTES PERCENT WITH 21 OF 21 REPORTING

STATE REPRESENTATIVE DISTRICT 88
 (Vote for) 1

01 = NO CANDIDATE FILED

0

01

| | | |
|------|---------------|---|
| 0301 | CC1,10 | 0 |
| 0309 | CC9,11,16 | 0 |
| 0312 | CC12,13,22,51 | 0 |
| 0314 | CC14,55 | 0 |
| 0315 | CC15 | 0 |
| 0317 | CC17,30,38 | 0 |
| 0319 | CC19,34 | 0 |
| 0321 | CC21,28 | 0 |
| 0323 | CC23 | 0 |
| 0324 | CC24 | 0 |
| 0325 | CC25,29,40 | 0 |
| 0327 | CC27,39 | 0 |
| 0332 | CC32,37,45,56 | 0 |
| 0333 | CC33,47,58 | 0 |
| 0336 | CC36 | 0 |
| 0344 | CC44 | 0 |
| 0346 | CC46,52 | 0 |
| 0348 | CC48 | 0 |
| 0349 | CC49 | 0 |
| 0350 | CC50,54 | 0 |
| 0359 | CC59 | 0 |

(CONSTITUTION)

WITH 1 OF 1 REPORTING

STATE REPRESENTATIVE DISTRICT 89

VOTES PERCENT

(Vote for) 1

0

01 = NO CANDIDATE FILED

01

0320 CC20,26 0

(CONSTITUTION)

WITH 18 OF 18 REPORTING

COUNTY COUNCIL DISTRICT 2

VOTES PERCENT

(Vote for) 1

0

01 = NO CANDIDATE FILED

01

| | | |
|------|---------------|---|
| 0302 | CC2,7 | 0 |
| 0303 | CC3,4,5,35 | 0 |
| 0306 | CC6,8,41 | 0 |
| 0309 | CC9,11,16 | 0 |
| 0314 | CC14,55 | 0 |
| 0317 | CC17,30,38 | 0 |
| 0318 | CC18,53 | 0 |
| 0323 | CC23 | 0 |
| 0324 | CC24 | 0 |
| 0331 | CC31 | 0 |
| 0332 | CC32,37,45,56 | 0 |
| 0333 | CC33,47,58 | 0 |
| 0336 | CC36 | 0 |
| 0342 | CC42 | 0 |
| 0343 | CC43 | 0 |
| 0344 | CC44 | 0 |
| 0350 | CC50,54 | 0 |
| 0357 | CC57 | 0 |

(CONSTITUTION)

WITH 30 OF 30 REPORTING

COMMITTEEMAN CREVE COEUR TOWNSHIP

VOTES PERCENT

(Vote for) 1

0

01 = NO CANDIDATE FILED

0

02 = *SEE OFFICIAL WRITE-IN REPORT

01 02

| | | | |
|------|---------------|---|---|
| 0301 | CC1,10 | 0 | 0 |
| 0302 | CC2,7 | 0 | 0 |
| 0303 | CC3,4,5,35 | 0 | 0 |
| 0306 | CC6,8,41 | 0 | 0 |
| 0309 | CC9,11,16 | 0 | 0 |
| 0312 | CC12,13,22,51 | 0 | 0 |
| 0314 | CC14,55 | 0 | 0 |
| 0315 | CC15 | 0 | 0 |
| 0317 | CC17,30,38 | 0 | 0 |
| 0318 | CC18,53 | 0 | 0 |
| 0319 | CC19,34 | 0 | 0 |
| 0320 | CC20,26 | 0 | 0 |
| 0321 | CC21,28 | 0 | 0 |
| 0323 | CC23 | 0 | 0 |
| 0324 | CC24 | 0 | 0 |
| 0325 | CC25,29,40 | 0 | 0 |
| 0327 | CC27,39 | 0 | 0 |
| 0331 | CC31 | 0 | 0 |
| 0332 | CC32,37,45,56 | 0 | 0 |
| 0333 | CC33,47,58 | 0 | 0 |
| 0336 | CC36 | 0 | 0 |
| 0342 | CC42 | 0 | 0 |
| 0343 | CC43 | 0 | 0 |
| 0344 | CC44 | 0 | 0 |
| 0346 | CC46,52 | 0 | 0 |
| 0348 | CC48 | 0 | 0 |
| 0349 | CC49 | 0 | 0 |
| 0350 | CC50,54 | 0 | 0 |
| 0357 | CC57 | 0 | 0 |
| 0359 | CC59 | 0 | 0 |

(CONSTITUTION)

WITH 30 OF 30 REPORTING

COMMITTEEWOMAN CREVE COEUR TOWNSHIP

VOTES PERCENT

(Vote for) 1

0

01 = NO CANDIDATE FILED

0

02 = *SEE OFFICIAL WRITE-IN REPORT

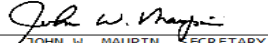
01 02

0301 CC1,10 0 0

| | | | |
|------|---------------|---|---|
| 0302 | CC2,7 | 0 | 0 |
| 0303 | CC3,4,5,35 | 0 | 0 |
| 0306 | CC6,8,41 | 0 | 0 |
| 0309 | CC9,11,16 | 0 | 0 |
| 0312 | CC12,13,22,51 | 0 | 0 |
| 0314 | CC14,55 | 0 | 0 |
| 0315 | CC15 | 0 | 0 |
| 0317 | CC17,30,38 | 0 | 0 |
| 0318 | CC18,53 | 0 | 0 |
| 0319 | CC19,34 | 0 | 0 |
| 0320 | CC20,26 | 0 | 0 |
| 0321 | CC21,28 | 0 | 0 |
| 0323 | CC23 | 0 | 0 |
| 0324 | CC24 | 0 | 0 |
| 0325 | CC25,29,40 | 0 | 0 |
| 0327 | CC27,39 | 0 | 0 |
| 0331 | CC31 | 0 | 0 |
| 0332 | CC32,37,45,56 | 0 | 0 |
| 0333 | CC33,47,58 | 0 | 0 |
| 0336 | CC36 | 0 | 0 |
| 0342 | CC42 | 0 | 0 |
| 0343 | CC43 | 0 | 0 |
| 0344 | CC44 | 0 | 0 |
| 0346 | CC46,52 | 0 | 0 |
| 0348 | CC48 | 0 | 0 |
| 0349 | CC49 | 0 | 0 |
| 0350 | CC50,54 | 0 | 0 |
| 0357 | CC57 | 0 | 0 |
| 0359 | CC59 | 0 | 0 |

WE, THE BOARD OF ELECTION COMMISSIONERS OF ST. LOUIS COUNTY, MISSOURI, ACTING AS THE VERIFICATION BOARD PURSUANT TO SECTION 115.507, RSMO, HEREBY CERTIFY THE FOREGOING TO BE A TRUE AND CORRECT ABSTRACT OF VOTES CAST FOR THE CANDIDATES AND ISSUES AT THE PRIMARY ELECTION HELD IN ST. LOUIS COUNTY, MISSOURI, ON AUGUST 2, 2016. IN TESTIMONY WHEREOF, WE HAVE HEREUNTO SET OUR HAND AT OUR OFFICE IN MAPLEWOOD, ST. LOUIS COUNTY, MISSOURI, ON AUGUST 16, 2016.


 RICHARD H. KELLETT, CHAIRMAN


 JOHN W. MAUPIN, SECRETARY


 TRUDI MCCOLLUM FOUSHEE, COMMISSIONER


 JOHN P. KING, COMMISSIONER



CHESTERFIELD TOWNSHIP

PRIMARY ELECTION
ST. LOUIS COUNTY, MISSOURI
TUESDAY, AUGUST 2, 2016
STATISTICS

OFFICIAL FINAL RESULTS

RUN DATE:08/15/16 12:27 PM

WITH 23 OF 23 PRECINCTS REPORTING

Table with columns for Precinct, Candidate, Total, and Percent. Includes categories like REGISTERED VOTERS, BALLOTS CAST, and VOTER TURNOUT.

(DEMOCRATIC)

WITH 23 OF 23 REPORTING

Summary table for U.S. SENATE with columns for VOTES and PERCENT. Lists candidates CHIEF WANA DUBIE and CORI BUSH.

Detailed precinct results for U.S. SENATE candidates, showing votes and percentages for each precinct.

(DEMOCRATIC)

WITH 23 OF 23 REPORTING

Summary table for U.S. REPRESENTATIVE DISTRICT 2 with columns for VOTES and PERCENT. Lists candidate BILL OTTO.

Detailed precinct results for U.S. REPRESENTATIVE DISTRICT 2 candidate BILL OTTO, showing votes and percentages for each precinct.

(DEMOCRATIC)

WITH 23 OF 23 REPORTING

Summary table for GOVERNOR with columns for VOTES and PERCENT. Lists candidates LEONARD JOSEPH STEINMAN, II and CHRIS KOSTER.

Detailed precinct results for GOVERNOR candidates, showing votes and percentages for each precinct.

| | | | | | |
|------|----------------------|----|-----|----|---|
| 0403 | CHE3,23 | 0 | 21 | 1 | 0 |
| 0404 | CHE4,9 | 1 | 52 | 3 | 7 |
| 0405 | CHE5,6,7,55 | 2 | 59 | 5 | 6 |
| 0408 | CHE8,32,33,52 | 1 | 50 | 4 | 4 |
| 0410 | CHE10 | 1 | 29 | 1 | 5 |
| 0411 | CHE11 | 1 | 8 | 0 | 0 |
| 0412 | CHE12,41 | 3 | 72 | 8 | 1 |
| 0413 | CHE13,26 | 3 | 91 | 4 | 2 |
| 0414 | CHE14,31 | 3 | 11 | 0 | 0 |
| 0415 | CHE15,16,18,30 | 10 | 148 | 12 | 6 |
| 0417 | CHE17,34,39 | 3 | 67 | 2 | 0 |
| 0419 | CHE19,42,45 | 9 | 202 | 7 | 4 |
| 0420 | CHE20,24,25,29,35,47 | 2 | 87 | 5 | 2 |
| 0421 | CHE21,40 | 2 | 23 | 2 | 2 |
| 0422 | CHE22 | 3 | 76 | 6 | 2 |
| 0427 | CHE27 | 3 | 36 | 1 | 1 |
| 0438 | CHE38,49,51 | 0 | 4 | 0 | 0 |
| 0443 | CHE43,46,54 | 1 | 44 | 0 | 1 |
| 0444 | CHE44 | 2 | 34 | 3 | 2 |
| 0448 | CHE48,50 | 0 | 14 | 0 | 2 |
| 0453 | CHE53 | 1 | 11 | 0 | 0 |

(DEMOCRATIC)

| | | VOTES | | PERCENT | | WITH 23 OF 23 REPORTING | | VOTES | | PERCENT | |
|---------------------|--|-------|--|---------|--|--------------------------|--|-------|--|---------|--|
| LIEUTENANT GOVERNOR | | | | | | | | | | | |
| (Vote for) 1 | | | | | | | | | | | |
| 01 = WINSTON APPLE | | 111 | | 7.96 | | | | | | | |
| 02 = RUSS CARNAHAN | | 1,196 | | 85.80 | | 03 = TOMMIE PIERSON, SR. | | 87 | | 6.24 | |

| | | 01 | 02 | 03 |
|------|----------------------|----|-----|----|
| 0401 | CHE1,36,37 | 2 | 49 | 6 |
| 0402 | CHE2,28 | 5 | 35 | 2 |
| 0403 | CHE3,23 | 0 | 20 | 2 |
| 0404 | CHE4,9 | 7 | 49 | 4 |
| 0405 | CHE5,6,7,55 | 5 | 62 | 6 |
| 0408 | CHE8,32,33,52 | 3 | 53 | 2 |
| 0410 | CHE10 | 8 | 25 | 3 |
| 0411 | CHE11 | 2 | 6 | 0 |
| 0412 | CHE12,41 | 3 | 72 | 9 |
| 0413 | CHE13,26 | 10 | 81 | 8 |
| 0414 | CHE14,31 | 3 | 10 | 0 |
| 0415 | CHE15,16,18,30 | 11 | 154 | 10 |
| 0417 | CHE17,34,39 | 9 | 64 | 1 |
| 0419 | CHE19,42,45 | 11 | 203 | 10 |
| 0420 | CHE20,24,25,29,35,47 | 11 | 84 | 1 |
| 0421 | CHE21,40 | 6 | 22 | 2 |
| 0422 | CHE22 | 4 | 71 | 7 |
| 0427 | CHE27 | 7 | 33 | 1 |
| 0438 | CHE38,49,51 | 0 | 4 | 0 |
| 0443 | CHE43,46,54 | 0 | 42 | 4 |
| 0444 | CHE44 | 1 | 38 | 3 |
| 0448 | CHE48,50 | 2 | 11 | 3 |
| 0453 | CHE53 | 1 | 8 | 3 |

(DEMOCRATIC)

| | | VOTES | | PERCENT | | WITH 23 OF 23 REPORTING | | VOTES | | PERCENT | |
|-------------------------|--|-------|--|---------|--|-------------------------|--|-------|--|---------|--|
| SECRETARY OF STATE | | | | | | | | | | | |
| (Vote for) 1 | | | | | | | | | | | |
| 01 = BILL CLINTON YOUNG | | 156 | | 11.40 | | | | | | | |
| 02 = ROBIN SMITH | | 1,090 | | 79.68 | | 03 = MD RABBI ALAM | | 122 | | 8.92 | |

| | | 01 | 02 | 03 |
|------|----------------------|----|-----|----|
| 0401 | CHE1,36,37 | 4 | 51 | 7 |
| 0402 | CHE2,28 | 4 | 32 | 5 |
| 0403 | CHE3,23 | 2 | 16 | 1 |
| 0404 | CHE4,9 | 5 | 46 | 9 |
| 0405 | CHE5,6,7,55 | 9 | 53 | 10 |
| 0408 | CHE8,32,33,52 | 9 | 42 | 7 |
| 0410 | CHE10 | 3 | 29 | 3 |
| 0411 | CHE11 | 1 | 7 | 0 |
| 0412 | CHE12,41 | 13 | 65 | 3 |
| 0413 | CHE13,26 | 15 | 72 | 10 |
| 0414 | CHE14,31 | 1 | 10 | 2 |
| 0415 | CHE15,16,18,30 | 15 | 136 | 17 |
| 0417 | CHE17,34,39 | 7 | 64 | 3 |
| 0419 | CHE19,42,45 | 22 | 175 | 19 |
| 0420 | CHE20,24,25,29,35,47 | 14 | 75 | 5 |
| 0421 | CHE21,40 | 9 | 18 | 2 |
| 0422 | CHE22 | 7 | 70 | 8 |
| 0427 | CHE27 | 7 | 27 | 6 |
| 0438 | CHE38,49,51 | 0 | 3 | 1 |
| 0443 | CHE43,46,54 | 3 | 43 | 0 |
| 0444 | CHE44 | 5 | 31 | 3 |
| 0448 | CHE48,50 | 0 | 14 | 1 |
| 0453 | CHE53 | 1 | 11 | 0 |

(DEMOCRATIC)

| | | VOTES | | PERCENT | | WITH 23 OF 23 REPORTING | | VOTES | | PERCENT | |
|--------------------|--|-------|--|---------|--|-------------------------|--|-------|--|---------|--|
| STATE TREASURER | | | | | | | | | | | |
| (Vote for) 1 | | | | | | | | | | | |
| 01 = PAT CONTRERAS | | 693 | | 53.14 | | | | | | | |
| 02 = JUDY BAKER | | 611 | | 46.86 | | | | | | | |

| | | 01 | 02 |
|------|----------------------|-----|----|
| 0401 | CHE1,36,37 | 31 | 26 |
| 0402 | CHE2,28 | 15 | 20 |
| 0403 | CHE3,23 | 10 | 9 |
| 0404 | CHE4,9 | 30 | 28 |
| 0405 | CHE5,6,7,55 | 32 | 35 |
| 0408 | CHE8,32,33,52 | 32 | 21 |
| 0410 | CHE10 | 18 | 16 |
| 0411 | CHE11 | 7 | 2 |
| 0412 | CHE12,41 | 35 | 41 |
| 0413 | CHE13,26 | 56 | 38 |
| 0414 | CHE14,31 | 5 | 8 |
| 0415 | CHE15,16,18,30 | 81 | 84 |
| 0417 | CHE17,34,39 | 35 | 32 |
| 0419 | CHE19,42,45 | 117 | 86 |
| 0420 | CHE20,24,25,29,35,47 | 45 | 47 |
| 0421 | CHE21,40 | 14 | 16 |
| 0422 | CHE22 | 41 | 38 |

| | | | |
|------|-------------|----|----|
| 0427 | CHE27 | 19 | 21 |
| 0438 | CHE38,49,51 | 0 | 4 |
| 0443 | CHE43,46,54 | 23 | 20 |
| 0444 | CHE44 | 26 | 13 |
| 0448 | CHE48,50 | 12 | 3 |
| 0453 | CHE53 | 9 | 3 |

(DEMOCRATIC)

VOTES PERCENT

WITH 23 OF 23 REPORTING

ATTORNEY GENERAL

(Vote for) 1

01 = JAKE ZIMMERMAN
02 = TERESA HENSLEY

898 65.03
483 34.97

01 02

| | | | |
|------|----------------------|-----|----|
| 0401 | CHE1,36,37 | 40 | 21 |
| 0402 | CHE2,28 | 26 | 16 |
| 0403 | CHE3,23 | 16 | 6 |
| 0404 | CHE4,9 | 36 | 25 |
| 0405 | CHE5,6,7,55 | 38 | 32 |
| 0408 | CHE8,32,33,52 | 41 | 18 |
| 0410 | CHE10 | 17 | 18 |
| 0411 | CHE11 | 5 | 3 |
| 0412 | CHE12,41 | 51 | 28 |
| 0413 | CHE13,26 | 76 | 24 |
| 0414 | CHE14,31 | 9 | 4 |
| 0415 | CHE15,16,18,30 | 108 | 65 |
| 0417 | CHE17,34,39 | 46 | 27 |
| 0419 | CHE19,42,45 | 158 | 58 |
| 0420 | CHE20,24,25,29,35,47 | 50 | 44 |
| 0421 | CHE21,40 | 17 | 12 |
| 0422 | CHE22 | 60 | 26 |
| 0427 | CHE27 | 30 | 10 |
| 0438 | CHE38,49,51 | 3 | 1 |
| 0443 | CHE43,46,54 | 30 | 15 |
| 0444 | CHE44 | 22 | 21 |
| 0448 | CHE48,50 | 12 | 4 |
| 0453 | CHE53 | 7 | 5 |

(DEMOCRATIC)

VOTES PERCENT

WITH 1 OF 1 REPORTING

STATE SENATOR DISTRICT 15

(Vote for) 1

01 = MARK G. BOYKO
02 = STEPHEN EAGLETON

6 35.29
11 64.71

01 02

| | | | |
|------|---------|---|----|
| 0403 | CHE3,23 | 6 | 11 |
|------|---------|---|----|

(DEMOCRATIC)

VOTES PERCENT

WITH 2 OF 2 REPORTING

STATE REPRESENTATIVE DISTRICT 70

(Vote for) 1

01 = BYRON DeLEAR

263 100.00

01

| | | | |
|------|-------------|-----|--|
| 0419 | CHE19,42,45 | 190 | |
| 0422 | CHE22 | 73 | |

(DEMOCRATIC)

VOTES PERCENT

WITH 2 OF 2 REPORTING

STATE REPRESENTATIVE DISTRICT 100

(Vote for) 1

01 = NO CANDIDATE FILED

0

01

| | | | |
|------|----------|---|--|
| 0410 | CHE10 | 0 | |
| 0414 | CHE14,31 | 0 | |

(DEMOCRATIC)

VOTES PERCENT

WITH 14 OF 14 REPORTING

STATE REPRESENTATIVE DISTRICT 101

(Vote for) 1

01 = DENNIS LAVALLEE

750 100.00

01

| | | | |
|------|----------------------|-----|--|
| 0401 | CHE1,36,37 | 53 | |
| 0402 | CHE2,28 | 37 | |
| 0403 | CHE3,23 | 17 | |
| 0404 | CHE4,9 | 55 | |
| 0405 | CHE5,6,7,55 | 62 | |
| 0408 | CHE8,32,33,52 | 50 | |
| 0411 | CHE11 | 7 | |
| 0412 | CHE12,41 | 72 | |
| 0413 | CHE13,26 | 88 | |
| 0415 | CHE15,16,18,30 | 160 | |
| 0420 | CHE20,24,25,29,35,47 | 79 | |
| 0421 | CHE21,40 | 25 | |
| 0444 | CHE44 | 33 | |
| 0453 | CHE53 | 12 | |

(DEMOCRATIC)

VOTES PERCENT

WITH 5 OF 5 REPORTING

STATE REPRESENTATIVE DISTRICT 110

(Vote for) 1

01 = NO CANDIDATE FILED

0

01

| | | | |
|------|-------------|---|--|
| 0417 | CHE17,34,39 | 0 | |
| 0427 | CHE27 | 0 | |
| 0438 | CHE38,49,51 | 0 | |
| 0443 | CHE43,46,54 | 0 | |
| 0448 | CHE48,50 | 0 | |

(DEMOCRATIC)

VOTES PERCENT WITH 23 OF 23 REPORTING

COMMITTEEMAN CHESTERFIELD TOWNSHIP

(Vote for) 1

01 = BRIAN W. LEGATE
02 = INVALID WRITE-IN

1,188 99.17
10 .83

01 02

Table with columns for ballot ID, candidate name, and vote counts for 01 and 02. Includes rows for 0401 through 0453.

(DEMOCRATIC)

VOTES PERCENT WITH 23 OF 23 REPORTING

COMMITTEEWOMAN CHESTERFIELD TOWNSHIP

(Vote for) 1

01 = MARTI R. MAURER
02 = INVALID WRITE-IN

1,187 99.25
9 .75

01 02

Table with columns for ballot ID, candidate name, and vote counts for 01 and 02. Includes rows for 0401 through 0453.

(REPUBLICAN)

VOTES PERCENT WITH 23 OF 23 REPORTING

VOTES PERCENT

U.S. SENATE

(Vote for) 1

01 = ROY BLUNT
02 = KRISTI NICHOLS

4,506 81.16
780 14.05

03 = BERNIE MOWINSKI
04 = RYAN D. LUETHY

106 1.91
160 2.88

01 02 03 04

Table with columns for ballot ID, candidate name, and vote counts for 01, 02, 03, and 04. Includes rows for 0401 through 0453.

(REPUBLICAN)

VOTES PERCENT WITH 23 OF 23 REPORTING

U.S. REPRESENTATIVE DISTRICT 2

(Vote for) 1

01 = ANN WAGNER
02 = GREG SEARS

4,708 85.32
810 14.68

01 02

Table with columns for ballot ID, candidate name, and vote counts for 01 and 02. Includes rows for 0401 through 0408.

| | | | |
|------|----------------------|-----|-----|
| 0410 | CHE10 | 171 | 23 |
| 0411 | CHE11 | 58 | 8 |
| 0412 | CHE12,41 | 171 | 19 |
| 0413 | CHE13,26 | 370 | 65 |
| 0414 | CHE14,31 | 36 | 4 |
| 0415 | CHE15,16,18,30 | 632 | 121 |
| 0417 | CHE17,34,39 | 276 | 56 |
| 0419 | CHE19,42,45 | 408 | 68 |
| 0420 | CHE20,24,25,29,35,47 | 345 | 64 |
| 0421 | CHE21,40 | 81 | 18 |
| 0422 | CHE22 | 106 | 19 |
| 0427 | CHE27 | 87 | 18 |
| 0438 | CHE38,49,51 | 15 | 0 |
| 0443 | CHE43,46,54 | 174 | 44 |
| 0444 | CHE44 | 87 | 14 |
| 0448 | CHE48,50 | 85 | 16 |
| 0453 | CHE53 | 20 | 5 |

(REPUBLICAN)

| | | VOTES | PERCENT | WITH 23 OF 23 | REPORTING | VOTES | PERCENT |
|------------------------|--|-------|---------|----------------------|-----------|-------|---------|
| GOVERNOR | | | | | | | |
| (Vote for) 1 | | | | | | | |
| 01 = CATHERINE HANAWAY | | 1,458 | 25.53 | 03 = JOHN BRUNNER | | 1,557 | 27.26 |
| 02 = ERIC GREITENS | | 1,697 | 29.71 | 04 = PETER D. KINDER | | 999 | 17.49 |

| | 01 | 02 | 03 | 04 | |
|------|----------------------|-----|-----|-----|-----|
| 0401 | CHE1,36,37 | 58 | 100 | 73 | 64 |
| 0402 | CHE2,28 | 83 | 102 | 118 | 37 |
| 0403 | CHE3,23 | 34 | 44 | 38 | 27 |
| 0404 | CHE4,9 | 85 | 86 | 97 | 60 |
| 0405 | CHE5,6,7,55 | 96 | 103 | 106 | 60 |
| 0408 | CHE8,32,33,52 | 130 | 119 | 106 | 58 |
| 0410 | CHE10 | 56 | 64 | 44 | 35 |
| 0411 | CHE11 | 17 | 25 | 17 | 12 |
| 0412 | CHE12,41 | 51 | 56 | 47 | 43 |
| 0413 | CHE13,26 | 103 | 131 | 128 | 86 |
| 0414 | CHE14,31 | 8 | 19 | 4 | 9 |
| 0415 | CHE15,16,18,30 | 218 | 209 | 229 | 150 |
| 0417 | CHE17,34,39 | 80 | 101 | 79 | 78 |
| 0419 | CHE19,42,45 | 128 | 167 | 129 | 66 |
| 0420 | CHE20,24,25,29,35,47 | 98 | 137 | 107 | 74 |
| 0421 | CHE21,40 | 30 | 24 | 29 | 24 |
| 0422 | CHE22 | 38 | 36 | 39 | 17 |
| 0427 | CHE27 | 29 | 33 | 31 | 17 |
| 0438 | CHE38,49,51 | 1 | 3 | 7 | 4 |
| 0443 | CHE43,46,54 | 68 | 70 | 58 | 29 |
| 0444 | CHE44 | 24 | 35 | 25 | 21 |
| 0448 | CHE48,50 | 18 | 28 | 39 | 19 |
| 0453 | CHE53 | 5 | 5 | 7 | 9 |

(REPUBLICAN)

| | | VOTES | PERCENT | WITH 23 OF 23 | REPORTING | VOTES | PERCENT |
|--------------------------|--|-------|---------|------------------|-----------|-------|---------|
| LIEUTENANT GOVERNOR | | | | | | | |
| (Vote for) 1 | | | | | | | |
| 01 = ARNIE C. AC DIENOFF | | 287 | 5.46 | 03 = MIKE PARSON | | 2,414 | 45.91 |
| 02 = BEV RANDES | | 2,557 | 48.63 | | | | |

| | 01 | 02 | 03 | |
|------|----------------------|----|-----|-----|
| 0401 | CHE1,36,37 | 13 | 131 | 124 |
| 0402 | CHE2,28 | 15 | 140 | 146 |
| 0403 | CHE3,23 | 10 | 56 | 65 |
| 0404 | CHE4,9 | 19 | 147 | 140 |
| 0405 | CHE5,6,7,55 | 17 | 179 | 144 |
| 0408 | CHE8,32,33,52 | 18 | 202 | 161 |
| 0410 | CHE10 | 9 | 85 | 95 |
| 0411 | CHE11 | 1 | 24 | 34 |
| 0412 | CHE12,41 | 3 | 90 | 87 |
| 0413 | CHE13,26 | 24 | 204 | 202 |
| 0414 | CHE14,31 | 2 | 14 | 23 |
| 0415 | CHE15,16,18,30 | 38 | 370 | 303 |
| 0417 | CHE17,34,39 | 16 | 155 | 151 |
| 0419 | CHE19,42,45 | 36 | 209 | 205 |
| 0420 | CHE20,24,25,29,35,47 | 21 | 165 | 202 |
| 0421 | CHE21,40 | 8 | 42 | 45 |
| 0422 | CHE22 | 14 | 68 | 41 |
| 0427 | CHE27 | 6 | 42 | 54 |
| 0438 | CHE38,49,51 | 0 | 13 | 2 |
| 0443 | CHE43,46,54 | 10 | 116 | 84 |
| 0444 | CHE44 | 4 | 38 | 54 |
| 0448 | CHE48,50 | 2 | 59 | 37 |
| 0453 | CHE53 | 1 | 8 | 15 |

(REPUBLICAN)

| | | VOTES | PERCENT | WITH 23 OF 23 | REPORTING | VOTES | PERCENT |
|--------------------------|--|-------|---------|----------------|-----------|-------|---------|
| SECRETARY OF STATE | | | | | | | |
| (Vote for) 1 | | | | | | | |
| 01 = WILL KRAUS | | 1,602 | 29.28 | 03 = ROI CHINN | | 186 | 3.40 |
| 02 = JOHN (JAY) ASHCROFT | | 3,684 | 67.32 | | | | |

| | 01 | 02 | 03 | |
|------|----------------------|-----|-----|----|
| 0401 | CHE1,36,37 | 76 | 205 | 4 |
| 0402 | CHE2,28 | 85 | 229 | 3 |
| 0403 | CHE3,23 | 56 | 80 | 1 |
| 0404 | CHE4,9 | 108 | 196 | 12 |
| 0405 | CHE5,6,7,55 | 102 | 237 | 12 |
| 0408 | CHE8,32,33,52 | 110 | 273 | 14 |
| 0410 | CHE10 | 63 | 115 | 11 |
| 0411 | CHE11 | 17 | 48 | 2 |
| 0412 | CHE12,41 | 47 | 141 | 5 |
| 0413 | CHE13,26 | 148 | 258 | 27 |
| 0414 | CHE14,31 | 12 | 27 | 1 |
| 0415 | CHE15,16,18,30 | 193 | 526 | 33 |
| 0417 | CHE17,34,39 | 107 | 211 | 8 |
| 0419 | CHE19,42,45 | 117 | 341 | 19 |
| 0420 | CHE20,24,25,29,35,47 | 129 | 260 | 13 |
| 0421 | CHE21,40 | 29 | 64 | 4 |
| 0422 | CHE22 | 32 | 92 | 2 |
| 0427 | CHE27 | 40 | 68 | 1 |
| 0438 | CHE38,49,51 | 1 | 14 | 0 |
| 0443 | CHE43,46,54 | 67 | 143 | 7 |
| 0444 | CHE44 | 27 | 70 | 3 |

0448 CHE48,50 32 66 3
 0453 CHE53 4 20 1

(REPUBLICAN)

VOTES PERCENT WITH 23 OF 23 REPORTING

STATE TREASURER
 (Vote for) 1
 01 = ERIC SCHMITT

4,981 100.00

 01

0401 CHE1,36,37 261
 0402 CHE2,28 292
 0403 CHE3,23 126
 0404 CHE4,9 288
 0405 CHE5,6,7,55 318
 0408 CHE8,32,33,52 372
 0410 CHE10 179
 0411 CHE11 62
 0412 CHE12,41 164
 0413 CHE13,26 408
 0414 CHE14,31 35
 0415 CHE15,16,18,30 668
 0417 CHE17,34,39 295
 0419 CHE19,42,45 430
 0420 CHE20,24,25,29,35,47 371
 0421 CHE21,40 88
 0422 CHE22 110
 0427 CHE27 100
 0438 CHE38,49,51 14
 0443 CHE43,46,54 200
 0444 CHE44 87
 0448 CHE48,50 91
 0453 CHE53 22

(REPUBLICAN)

VOTES PERCENT WITH 23 OF 23 REPORTING

ATTORNEY GENERAL
 (Vote for) 1
 01 = JOSH HAWLEY
 02 = KURT SCHAEFER

4,168 76.24
 1,299 23.76

 01 02

0401 CHE1,36,37 204 76
 0402 CHE2,28 237 81
 0403 CHE3,23 110 26
 0404 CHE4,9 254 66
 0405 CHE5,6,7,55 272 75
 0408 CHE8,32,33,52 313 89
 0410 CHE10 148 47
 0411 CHE11 43 22
 0412 CHE12,41 149 40
 0413 CHE13,26 333 101
 0414 CHE14,31 32 7
 0415 CHE15,16,18,30 564 206
 0417 CHE17,34,39 252 74
 0419 CHE19,42,45 343 123
 0420 CHE20,24,25,29,35,47 293 104
 0421 CHE21,40 70 28
 0422 CHE22 95 27
 0427 CHE27 85 22
 0438 CHE38,49,51 13 2
 0443 CHE43,46,54 172 41
 0444 CHE44 92 9
 0448 CHE48,50 77 25
 0453 CHE53 17 8

(REPUBLICAN)

VOTES PERCENT WITH 1 OF 1 REPORTING

STATE SENATOR DISTRICT 15
 (Vote for) 1
 01 = ANDREW KOENIG
 02 = RICK STREAM

79 59.85
 53 40.15

 01 02

0403 CHE3,23 79 53

(REPUBLICAN)

VOTES PERCENT WITH 2 OF 2 REPORTING

STATE REPRESENTATIVE DISTRICT 70
 (Vote for) 1
 01 = ANDREW D. PURCELL
 02 = MARK MATTHIESEN

177 33.71
 348 66.29

 01 02

0419 CHE19,42,45 123 292
 0422 CHE22 54 56

(REPUBLICAN)

VOTES PERCENT WITH 2 OF 2 REPORTING

STATE REPRESENTATIVE DISTRICT 100
 (Vote for) 1
 01 = MIKE ALLEN
 02 = DEREK GRIER

67 30.18
 155 69.82

 01 02

0410 CHE10 50 135
 0414 CHE14,31 17 20

(REPUBLICAN)

VOTES PERCENT WITH 14 OF 14 REPORTING

STATE REPRESENTATIVE DISTRICT 101
 (Vote for) 1
 01 = JOY B. KRIEGER
 02 = BRUCE DeGROOT

315 8.06
 1,523 38.98

03 = ANNE GASSEL
 04 = NOREEN McCANN

883 22.60
 1,186 30.36

 01 02 03 04

| | | | | | |
|------|----------------------|----|-----|-----|-----|
| 0401 | CHE1,36,37 | 23 | 98 | 43 | 116 |
| 0402 | CHE2,28 | 8 | 106 | 114 | 95 |
| 0403 | CHE3,23 | 31 | 19 | 27 | 54 |
| 0404 | CHE4,9 | 16 | 125 | 69 | 107 |
| 0405 | CHE5,6,7,55 | 33 | 66 | 107 | 141 |
| 0408 | CHE8,32,33,52 | 20 | 191 | 65 | 129 |
| 0411 | CHE11 | 7 | 21 | 26 | 16 |
| 0412 | CHE12,41 | 22 | 76 | 30 | 58 |
| 0413 | CHE13,26 | 53 | 164 | 126 | 92 |
| 0415 | CHE15,16,18,30 | 36 | 483 | 105 | 171 |
| 0420 | CHE20,24,25,29,35,47 | 46 | 86 | 119 | 150 |
| 0421 | CHE21,40 | 9 | 39 | 36 | 17 |
| 0444 | CHE44 | 6 | 40 | 10 | 37 |
| 0453 | CHE53 | 5 | 9 | 6 | 3 |

(REPUBLICAN)

WITH 5 OF 5 REPORTING

| STATE REPRESENTATIVE DISTRICT 110 | | VOTES | PERCENT |
|-----------------------------------|----|-------|---------|
| (Vote for) 1 | | | |
| 01 = KIRK MATHEWS | | 683 | 100.00 |
| | 01 | | |

| | | |
|------|-------------|-----|
| 0417 | CHE17,34,39 | 299 |
| 0427 | CHE27 | 94 |
| 0438 | CHE38,49,51 | 14 |
| 0443 | CHE43,46,54 | 192 |
| 0448 | CHE48,50 | 84 |

(REPUBLICAN)

WITH 23 OF 23 REPORTING

| COMMITTEEMAN CHESTERFIELD TOWNSHIP | | VOTES | PERCENT |
|------------------------------------|-------|-------|---------|
| (Vote for) 1 | | | |
| 01 = NORMAN BAXTER | | 4,649 | 98.68 |
| 02 = INVALID WRITE-IN | | 62 | 1.32 |
| | 01 02 | | |

| | | | |
|------|----------------------|-----|----|
| 0401 | CHE1,36,37 | 242 | 5 |
| 0402 | CHE2,28 | 271 | 4 |
| 0403 | CHE3,23 | 110 | 1 |
| 0404 | CHE4,9 | 264 | 4 |
| 0405 | CHE5,6,7,55 | 296 | 3 |
| 0408 | CHE8,32,33,52 | 364 | 4 |
| 0410 | CHE10 | 165 | 1 |
| 0411 | CHE11 | 56 | 1 |
| 0412 | CHE12,41 | 158 | 0 |
| 0413 | CHE13,26 | 368 | 5 |
| 0414 | CHE14,31 | 31 | 0 |
| 0415 | CHE15,16,18,30 | 653 | 14 |
| 0417 | CHE17,34,39 | 279 | 5 |
| 0419 | CHE19,42,45 | 405 | 2 |
| 0420 | CHE20,24,25,29,35,47 | 335 | 7 |
| 0421 | CHE21,40 | 83 | 1 |
| 0422 | CHE22 | 105 | 1 |
| 0427 | CHE27 | 90 | 0 |
| 0438 | CHE38,49,51 | 11 | 0 |
| 0443 | CHE43,46,54 | 182 | 1 |
| 0444 | CHE44 | 80 | 1 |
| 0448 | CHE48,50 | 82 | 2 |
| 0453 | CHE53 | 19 | 0 |

(REPUBLICAN)

WITH 23 OF 23 REPORTING

| COMMITTEEWOMAN CHESTERFIELD TOWNSHIP | | VOTES | PERCENT |
|--------------------------------------|-------|-------|---------|
| (Vote for) 1 | | | |
| 01 = JUDY HON | | 4,590 | 98.54 |
| 02 = INVALID WRITE-IN | | 68 | 1.46 |
| | 01 02 | | |

| | | | |
|------|----------------------|-----|----|
| 0401 | CHE1,36,37 | 239 | 5 |
| 0402 | CHE2,28 | 269 | 3 |
| 0403 | CHE3,23 | 109 | 2 |
| 0404 | CHE4,9 | 260 | 5 |
| 0405 | CHE5,6,7,55 | 296 | 2 |
| 0408 | CHE8,32,33,52 | 358 | 3 |
| 0410 | CHE10 | 164 | 1 |
| 0411 | CHE11 | 53 | 5 |
| 0412 | CHE12,41 | 152 | 0 |
| 0413 | CHE13,26 | 368 | 4 |
| 0414 | CHE14,31 | 32 | 0 |
| 0415 | CHE15,16,18,30 | 643 | 11 |
| 0417 | CHE17,34,39 | 273 | 8 |
| 0419 | CHE19,42,45 | 399 | 0 |
| 0420 | CHE20,24,25,29,35,47 | 330 | 12 |
| 0421 | CHE21,40 | 80 | 1 |
| 0422 | CHE22 | 105 | 0 |
| 0427 | CHE27 | 89 | 0 |
| 0438 | CHE38,49,51 | 11 | 0 |
| 0443 | CHE43,46,54 | 179 | 3 |
| 0444 | CHE44 | 78 | 0 |
| 0448 | CHE48,50 | 83 | 3 |
| 0453 | CHE53 | 20 | 0 |

(LIBERTARIAN)

WITH 23 OF 23 REPORTING

| U.S. SENATE | | VOTES | PERCENT |
|-----------------------|-------|-------|---------|
| (Vote for) 1 | | | |
| 01 = JONATHAN DINE | | 14 | 70.00 |
| 02 = HERSHEL L. YOUNG | | 6 | 30.00 |
| | 01 02 | | |

| | | | |
|------|---------------|---|---|
| 0401 | CHE1,36,37 | 0 | 0 |
| 0402 | CHE2,28 | 0 | 3 |
| 0403 | CHE3,23 | 1 | 0 |
| 0404 | CHE4,9 | 0 | 1 |
| 0405 | CHE5,6,7,55 | 1 | 0 |
| 0408 | CHE8,32,33,52 | 0 | 0 |
| 0410 | CHE10 | 0 | 0 |
| 0411 | CHE11 | 0 | 0 |

| | | | |
|------|----------------------|---|---|
| 0412 | CHE12,41 | 0 | 0 |
| 0413 | CHE13,26 | 1 | 1 |
| 0414 | CHE14,31 | 0 | 0 |
| 0415 | CHE15,16,18,30 | 3 | 0 |
| 0417 | CHE17,34,39 | 1 | 0 |
| 0419 | CHE19,42,45 | 1 | 0 |
| 0420 | CHE20,24,25,29,35,47 | 0 | 0 |
| 0421 | CHE21,40 | 1 | 1 |
| 0422 | CHE22 | 3 | 0 |
| 0427 | CHE27 | 0 | 0 |
| 0438 | CHE38,49,51 | 0 | 0 |
| 0443 | CHE43,46,54 | 2 | 0 |
| 0444 | CHE44 | 0 | 0 |
| 0448 | CHE48,50 | 0 | 0 |
| 0453 | CHE53 | 0 | 0 |

(LIBERTARIAN)

WITH 23 OF 23 REPORTING

U.S. REPRESENTATIVE DISTRICT 2
(Vote for) 1
01 = JIM HIGGINS

VOTES PERCENT
20 100.00

01

| | | | |
|------|----------------------|---|--|
| 0401 | CHE1,36,37 | 0 | |
| 0402 | CHE2,28 | 3 | |
| 0403 | CHE3,23 | 1 | |
| 0404 | CHE4,9 | 1 | |
| 0405 | CHE5,6,7,55 | 1 | |
| 0408 | CHE8,32,33,52 | 0 | |
| 0410 | CHE10 | 0 | |
| 0411 | CHE11 | 0 | |
| 0412 | CHE12,41 | 0 | |
| 0413 | CHE13,26 | 2 | |
| 0414 | CHE14,31 | 0 | |
| 0415 | CHE15,16,18,30 | 3 | |
| 0417 | CHE17,34,39 | 1 | |
| 0419 | CHE19,42,45 | 1 | |
| 0420 | CHE20,24,25,29,35,47 | 0 | |
| 0421 | CHE21,40 | 2 | |
| 0422 | CHE22 | 3 | |
| 0427 | CHE27 | 0 | |
| 0438 | CHE38,49,51 | 0 | |
| 0443 | CHE43,46,54 | 2 | |
| 0444 | CHE44 | 0 | |
| 0448 | CHE48,50 | 0 | |
| 0453 | CHE53 | 0 | |

(LIBERTARIAN)

WITH 23 OF 23 REPORTING

GOVERNOR
(Vote for) 1
01 = CISSE W. SPRAGINS

VOTES PERCENT
20 100.00

01

| | | | |
|------|----------------------|---|--|
| 0401 | CHE1,36,37 | 0 | |
| 0402 | CHE2,28 | 3 | |
| 0403 | CHE3,23 | 1 | |
| 0404 | CHE4,9 | 1 | |
| 0405 | CHE5,6,7,55 | 1 | |
| 0408 | CHE8,32,33,52 | 0 | |
| 0410 | CHE10 | 0 | |
| 0411 | CHE11 | 0 | |
| 0412 | CHE12,41 | 0 | |
| 0413 | CHE13,26 | 2 | |
| 0414 | CHE14,31 | 0 | |
| 0415 | CHE15,16,18,30 | 3 | |
| 0417 | CHE17,34,39 | 1 | |
| 0419 | CHE19,42,45 | 1 | |
| 0420 | CHE20,24,25,29,35,47 | 0 | |
| 0421 | CHE21,40 | 2 | |
| 0422 | CHE22 | 3 | |
| 0427 | CHE27 | 0 | |
| 0438 | CHE38,49,51 | 0 | |
| 0443 | CHE43,46,54 | 2 | |
| 0444 | CHE44 | 0 | |
| 0448 | CHE48,50 | 0 | |
| 0453 | CHE53 | 0 | |

(LIBERTARIAN)

WITH 23 OF 23 REPORTING

LIEUTENANT GOVERNOR
(Vote for) 1
01 = STEVEN R. HEDRICK

VOTES PERCENT
19 100.00

01

| | | | |
|------|----------------------|---|--|
| 0401 | CHE1,36,37 | 0 | |
| 0402 | CHE2,28 | 3 | |
| 0403 | CHE3,23 | 1 | |
| 0404 | CHE4,9 | 1 | |
| 0405 | CHE5,6,7,55 | 1 | |
| 0408 | CHE8,32,33,52 | 0 | |
| 0410 | CHE10 | 0 | |
| 0411 | CHE11 | 0 | |
| 0412 | CHE12,41 | 0 | |
| 0413 | CHE13,26 | 2 | |
| 0414 | CHE14,31 | 0 | |
| 0415 | CHE15,16,18,30 | 2 | |
| 0417 | CHE17,34,39 | 1 | |
| 0419 | CHE19,42,45 | 1 | |
| 0420 | CHE20,24,25,29,35,47 | 0 | |
| 0421 | CHE21,40 | 2 | |
| 0422 | CHE22 | 3 | |
| 0427 | CHE27 | 0 | |
| 0438 | CHE38,49,51 | 0 | |
| 0443 | CHE43,46,54 | 2 | |
| 0444 | CHE44 | 0 | |
| 0448 | CHE48,50 | 0 | |
| 0453 | CHE53 | 0 | |

(LIBERTARIAN)

WITH 23 OF 23 REPORTING

| | | VOTES | PERCENT |
|--------------------|----------------------|-------|---------|
| SECRETARY OF STATE | | | |
| (Vote for) 1 | | | |
| 01 = CHRIS MORRILL | | 16 | 100.00 |
| ----- | | | |
| 01 | | | |
| ----- | | | |
| 0401 | CHE1,36,37 | 0 | |
| 0402 | CHE2,28 | 3 | |
| 0403 | CHE3,23 | 1 | |
| 0404 | CHE4,9 | 1 | |
| 0405 | CHE5,6,7,55 | 0 | |
| 0408 | CHE8,32,33,52 | 0 | |
| 0410 | CHE10 | 0 | |
| 0411 | CHE11 | 0 | |
| 0412 | CHE12,41 | 0 | |
| 0413 | CHE13,26 | 2 | |
| 0414 | CHE14,31 | 0 | |
| 0415 | CHE15,16,18,30 | 1 | |
| 0417 | CHE17,34,39 | 1 | |
| 0419 | CHE19,42,45 | 0 | |
| 0420 | CHE20,24,25,29,35,47 | 0 | |
| 0421 | CHE21,40 | 2 | |
| 0422 | CHE22 | 3 | |
| 0427 | CHE27 | 0 | |
| 0438 | CHE38,49,51 | 0 | |
| 0443 | CHE43,46,54 | 2 | |
| 0444 | CHE44 | 0 | |
| 0448 | CHE48,50 | 0 | |
| 0453 | CHE53 | 0 | |

| (LIBERTARIAN) | | VOTES | PERCENT | WITH 23 OF 23 | REPORTING |
|-------------------|----------------------|-------|---------|---------------|-----------|
| STATE TREASURER | | | | | |
| (Vote for) 1 | | | | | |
| 01 = SEAN O'TOOLE | | 18 | 100.00 | | |
| ----- | | | | | |
| 01 | | | | | |
| ----- | | | | | |
| 0401 | CHE1,36,37 | 0 | | | |
| 0402 | CHE2,28 | 3 | | | |
| 0403 | CHE3,23 | 1 | | | |
| 0404 | CHE4,9 | 1 | | | |
| 0405 | CHE5,6,7,55 | 1 | | | |
| 0408 | CHE8,32,33,52 | 0 | | | |
| 0410 | CHE10 | 0 | | | |
| 0411 | CHE11 | 0 | | | |
| 0412 | CHE12,41 | 0 | | | |
| 0413 | CHE13,26 | 2 | | | |
| 0414 | CHE14,31 | 0 | | | |
| 0415 | CHE15,16,18,30 | 2 | | | |
| 0417 | CHE17,34,39 | 1 | | | |
| 0419 | CHE19,42,45 | 0 | | | |
| 0420 | CHE20,24,25,29,35,47 | 0 | | | |
| 0421 | CHE21,40 | 2 | | | |
| 0422 | CHE22 | 3 | | | |
| 0427 | CHE27 | 0 | | | |
| 0438 | CHE38,49,51 | 0 | | | |
| 0443 | CHE43,46,54 | 2 | | | |
| 0444 | CHE44 | 0 | | | |
| 0448 | CHE48,50 | 0 | | | |
| 0453 | CHE53 | 0 | | | |

| (LIBERTARIAN) | | VOTES | PERCENT | WITH 23 OF 23 | REPORTING |
|-------------------------|----------------------|-------|---------|---------------|-----------|
| ATTORNEY GENERAL | | | | | |
| (Vote for) 1 | | | | | |
| 01 = NO CANDIDATE FILED | | 0 | | | |
| ----- | | | | | |
| 01 | | | | | |
| ----- | | | | | |
| 0401 | CHE1,36,37 | 0 | | | |
| 0402 | CHE2,28 | 0 | | | |
| 0403 | CHE3,23 | 0 | | | |
| 0404 | CHE4,9 | 0 | | | |
| 0405 | CHE5,6,7,55 | 0 | | | |
| 0408 | CHE8,32,33,52 | 0 | | | |
| 0410 | CHE10 | 0 | | | |
| 0411 | CHE11 | 0 | | | |
| 0412 | CHE12,41 | 0 | | | |
| 0413 | CHE13,26 | 0 | | | |
| 0414 | CHE14,31 | 0 | | | |
| 0415 | CHE15,16,18,30 | 0 | | | |
| 0417 | CHE17,34,39 | 0 | | | |
| 0419 | CHE19,42,45 | 0 | | | |
| 0420 | CHE20,24,25,29,35,47 | 0 | | | |
| 0421 | CHE21,40 | 0 | | | |
| 0422 | CHE22 | 0 | | | |
| 0427 | CHE27 | 0 | | | |
| 0438 | CHE38,49,51 | 0 | | | |
| 0443 | CHE43,46,54 | 0 | | | |
| 0444 | CHE44 | 0 | | | |
| 0448 | CHE48,50 | 0 | | | |
| 0453 | CHE53 | 0 | | | |

| (LIBERTARIAN) | | VOTES | PERCENT | WITH 1 OF 1 | REPORTING |
|---------------------------|---------|-------|---------|-------------|-----------|
| STATE SENATOR DISTRICT 15 | | | | | |
| (Vote for) 1 | | | | | |
| 01 = NO CANDIDATE FILED | | 0 | | | |
| ----- | | | | | |
| 01 | | | | | |
| ----- | | | | | |
| 0403 | CHE3,23 | 0 | | | |

| (LIBERTARIAN) | | VOTES | PERCENT | WITH 2 OF 2 | REPORTING |
|----------------------------------|--|-------|---------|-------------|-----------|
| STATE REPRESENTATIVE DISTRICT 70 | | | | | |
| (Vote for) 1 | | | | | |
| 01 = NO CANDIDATE FILED | | 0 | | | |
| ----- | | | | | |
| 01 | | | | | |
| ----- | | | | | |

0419 CHE19,42,45 0
 0422 CHE22 0

(LIBERTARIAN)

VOTES PERCENT WITH 2 OF 2 REPORTING

STATE REPRESENTATIVE DISTRICT 100
 (Vote for) 1
 01 = NO CANDIDATE FILED

 01

0410 CHE10 0
 0414 CHE14,31 0

(LIBERTARIAN)

VOTES PERCENT WITH 14 OF 14 REPORTING

STATE REPRESENTATIVE DISTRICT 101
 (Vote for) 1
 01 = NO CANDIDATE FILED

 01

0401 CHE1,36,37 0
 0402 CHE2,28 0
 0403 CHE3,23 0
 0404 CHE4,9 0
 0405 CHE5,6,7,55 0
 0408 CHE8,32,33,52 0
 0411 CHE11 0
 0412 CHE12,41 0
 0413 CHE13,26 0
 0415 CHE15,16,18,30 0
 0420 CHE20,24,25,29,35,47 0
 0421 CHE21,40 0
 0444 CHE44 0
 0453 CHE53 0

(LIBERTARIAN)

VOTES PERCENT WITH 5 OF 5 REPORTING

STATE REPRESENTATIVE DISTRICT 110
 (Vote for) 1
 01 = NO CANDIDATE FILED

 01

0417 CHE17,34,39 0
 0427 CHE27 0
 0438 CHE38,49,51 0
 0443 CHE43,46,54 0
 0448 CHE48,50 0

(LIBERTARIAN)

VOTES PERCENT WITH 23 OF 23 REPORTING

COMMITTEEMAN CHESTERFIELD TOWNSHIP
 (Vote for) 1
 01 = NO CANDIDATE FILED
 02 = *SEE OFFICIAL WRITE-IN REPORT

 01 02

0401 CHE1,36,37 0 0
 0402 CHE2,28 0 0
 0403 CHE3,23 0 0
 0404 CHE4,9 0 0
 0405 CHE5,6,7,55 0 0
 0408 CHE8,32,33,52 0 0
 0410 CHE10 0 0
 0411 CHE11 0 0
 0412 CHE12,41 0 0
 0413 CHE13,26 0 0
 0414 CHE14,31 0 0
 0415 CHE15,16,18,30 0 0
 0417 CHE17,34,39 0 0
 0419 CHE19,42,45 0 0
 0420 CHE20,24,25,29,35,47 0 0
 0421 CHE21,40 0 0
 0422 CHE22 0 0
 0427 CHE27 0 0
 0438 CHE38,49,51 0 0
 0443 CHE43,46,54 0 0
 0444 CHE44 0 0
 0448 CHE48,50 0 0
 0453 CHE53 0 0

(LIBERTARIAN)

VOTES PERCENT WITH 23 OF 23 REPORTING

COMMITTEEWOMAN CHESTERFIELD TOWNSHIP
 (Vote for) 1
 01 = NO CANDIDATE FILED
 02 = *SEE OFFICIAL WRITE-IN REPORT

 01 02

0401 CHE1,36,37 0 0
 0402 CHE2,28 0 0
 0403 CHE3,23 0 1
 0404 CHE4,9 0 0
 0405 CHE5,6,7,55 0 0
 0408 CHE8,32,33,52 0 0
 0410 CHE10 0 0
 0411 CHE11 0 0
 0412 CHE12,41 0 0
 0413 CHE13,26 0 0
 0414 CHE14,31 0 0
 0415 CHE15,16,18,30 0 0
 0417 CHE17,34,39 0 0
 0419 CHE19,42,45 0 0
 0420 CHE20,24,25,29,35,47 0 0
 0421 CHE21,40 0 0
 0422 CHE22 0 0
 0427 CHE27 0 0
 0438 CHE38,49,51 0 0

0443 CHE43,46,54 0 0
 0444 CHE44 0 0
 0448 CHE48,50 0 0
 0453 CHE53 0 0

(CONSTITUTION)

WITH 23 OF 23 REPORTING

U.S. SENATE
 (Vote for) 1
 01 = FRED RYMAN 4 100.00

 01

0401 CHE1,36,37 1
 0402 CHE2,28 0
 0403 CHE3,23 0
 0404 CHE4,9 0
 0405 CHE5,6,7,55 1
 0408 CHE8,32,33,52 0
 0410 CHE10 0
 0411 CHE11 0
 0412 CHE12,41 0
 0413 CHE13,26 0
 0414 CHE14,31 0
 0415 CHE15,16,18,30 0
 0417 CHE17,34,39 1
 0419 CHE19,42,45 0
 0420 CHE20,24,25,29,35,47 0
 0421 CHE21,40 1
 0422 CHE22 0
 0427 CHE27 0
 0438 CHE38,49,51 0
 0443 CHE43,46,54 0
 0444 CHE44 0
 0448 CHE48,50 0
 0453 CHE53 0

(CONSTITUTION)

WITH 23 OF 23 REPORTING

U.S. REPRESENTATIVE DISTRICT 2
 (Vote for) 1
 01 = NO CANDIDATE FILED 0

 01

0401 CHE1,36,37 0
 0402 CHE2,28 0
 0403 CHE3,23 0
 0404 CHE4,9 0
 0405 CHE5,6,7,55 0
 0408 CHE8,32,33,52 0
 0410 CHE10 0
 0411 CHE11 0
 0412 CHE12,41 0
 0413 CHE13,26 0
 0414 CHE14,31 0
 0415 CHE15,16,18,30 0
 0417 CHE17,34,39 0
 0419 CHE19,42,45 0
 0420 CHE20,24,25,29,35,47 0
 0421 CHE21,40 0
 0422 CHE22 0
 0427 CHE27 0
 0438 CHE38,49,51 0
 0443 CHE43,46,54 0
 0444 CHE44 0
 0448 CHE48,50 0
 0453 CHE53 0

(CONSTITUTION)

WITH 23 OF 23 REPORTING

GOVERNOR
 (Vote for) 1
 01 = NO CANDIDATE FILED 0

 01

0401 CHE1,36,37 0
 0402 CHE2,28 0
 0403 CHE3,23 0
 0404 CHE4,9 0
 0405 CHE5,6,7,55 0
 0408 CHE8,32,33,52 0
 0410 CHE10 0
 0411 CHE11 0
 0412 CHE12,41 0
 0413 CHE13,26 0
 0414 CHE14,31 0
 0415 CHE15,16,18,30 0
 0417 CHE17,34,39 0
 0419 CHE19,42,45 0
 0420 CHE20,24,25,29,35,47 0
 0421 CHE21,40 0
 0422 CHE22 0
 0427 CHE27 0
 0438 CHE38,49,51 0
 0443 CHE43,46,54 0
 0444 CHE44 0
 0448 CHE48,50 0
 0453 CHE53 0

(CONSTITUTION)

WITH 23 OF 23 REPORTING

LIEUTENANT GOVERNOR
 (Vote for) 1
 01 = NO CANDIDATE FILED 0

 01

0401 CHE1,36,37 0
 0402 CHE2,28 0
 0403 CHE3,23 0
 0404 CHE4,9 0

0405 CHE5,6,7,55 0
 0408 CHE8,32,33,52 0
 0410 CHE10 0
 0411 CHE11 0
 0412 CHE12,41 0
 0413 CHE13,26 0
 0414 CHE14,31 0
 0415 CHE15,16,18,30 0
 0417 CHE17,34,39 0
 0419 CHE19,42,45 0
 0420 CHE20,24,25,29,35,47 0
 0421 CHE21,40 0
 0422 CHE22 0
 0427 CHE27 0
 0438 CHE38,49,51 0
 0443 CHE43,46,54 0
 0444 CHE44 0
 0448 CHE48,50 0
 0453 CHE53 0

=====

(CONSTITUTION)

VOTES PERCENT WITH 23 OF 23 REPORTING

SECRETARY OF STATE
 (Vote for) 1
 01 = NO CANDIDATE FILED 0

 01

0401 CHE1,36,37 0
 0402 CHE2,28 0
 0403 CHE3,23 0
 0404 CHE4,9 0
 0405 CHE5,6,7,55 0
 0408 CHE8,32,33,52 0
 0410 CHE10 0
 0411 CHE11 0
 0412 CHE12,41 0
 0413 CHE13,26 0
 0414 CHE14,31 0
 0415 CHE15,16,18,30 0
 0417 CHE17,34,39 0
 0419 CHE19,42,45 0
 0420 CHE20,24,25,29,35,47 0
 0421 CHE21,40 0
 0422 CHE22 0
 0427 CHE27 0
 0438 CHE38,49,51 0
 0443 CHE43,46,54 0
 0444 CHE44 0
 0448 CHE48,50 0
 0453 CHE53 0

=====

(CONSTITUTION)

VOTES PERCENT WITH 23 OF 23 REPORTING

STATE TREASURER
 (Vote for) 1
 01 = NO CANDIDATE FILED 0

 01

0401 CHE1,36,37 0
 0402 CHE2,28 0
 0403 CHE3,23 0
 0404 CHE4,9 0
 0405 CHE5,6,7,55 0
 0408 CHE8,32,33,52 0
 0410 CHE10 0
 0411 CHE11 0
 0412 CHE12,41 0
 0413 CHE13,26 0
 0414 CHE14,31 0
 0415 CHE15,16,18,30 0
 0417 CHE17,34,39 0
 0419 CHE19,42,45 0
 0420 CHE20,24,25,29,35,47 0
 0421 CHE21,40 0
 0422 CHE22 0
 0427 CHE27 0
 0438 CHE38,49,51 0
 0443 CHE43,46,54 0
 0444 CHE44 0
 0448 CHE48,50 0
 0453 CHE53 0

=====

(CONSTITUTION)

VOTES PERCENT WITH 23 OF 23 REPORTING

ATTORNEY GENERAL
 (Vote for) 1
 01 = NO CANDIDATE FILED 0

 01

0401 CHE1,36,37 0
 0402 CHE2,28 0
 0403 CHE3,23 0
 0404 CHE4,9 0
 0405 CHE5,6,7,55 0
 0408 CHE8,32,33,52 0
 0410 CHE10 0
 0411 CHE11 0
 0412 CHE12,41 0
 0413 CHE13,26 0
 0414 CHE14,31 0
 0415 CHE15,16,18,30 0
 0417 CHE17,34,39 0
 0419 CHE19,42,45 0
 0420 CHE20,24,25,29,35,47 0
 0421 CHE21,40 0
 0422 CHE22 0
 0427 CHE27 0
 0438 CHE38,49,51 0
 0443 CHE43,46,54 0
 0444 CHE44 0
 0448 CHE48,50 0

0453 CHE53 0

(CONSTITUTION)

STATE SENATOR DISTRICT 15
 (Vote for) 1
 01 = NO CANDIDATE FILED

VOTES PERCENT WITH 1 OF 1 REPORTING

0 0

 01

0403 CHE3,23 0

(CONSTITUTION)

STATE REPRESENTATIVE DISTRICT 70
 (Vote for) 1
 01 = NO CANDIDATE FILED

VOTES PERCENT WITH 2 OF 2 REPORTING

0 0

 01

0419 CHE19,42,45 0
 0422 CHE22 0

0419 CHE19,42,45 0
 0422 CHE22 0

(CONSTITUTION)

STATE REPRESENTATIVE DISTRICT 100
 (Vote for) 1
 01 = NO CANDIDATE FILED

VOTES PERCENT WITH 2 OF 2 REPORTING

0 0

 01

0410 CHE10 0
 0414 CHE14,31 0

0410 CHE10 0
 0414 CHE14,31 0

(CONSTITUTION)

STATE REPRESENTATIVE DISTRICT 101
 (Vote for) 1
 01 = NO CANDIDATE FILED

VOTES PERCENT WITH 14 OF 14 REPORTING

0 0

 01

0401 CHE1,36,37 0
 0402 CHE2,28 0
 0403 CHE3,23 0
 0404 CHE4,9 0
 0405 CHE5,6,7,55 0
 0408 CHE8,32,33,52 0
 0411 CHE11 0
 0412 CHE12,41 0
 0413 CHE13,26 0
 0415 CHE15,16,18,30 0
 0420 CHE20,24,25,29,35,47 0
 0421 CHE21,40 0
 0444 CHE44 0
 0453 CHE53 0

0401 CHE1,36,37 0
 0402 CHE2,28 0
 0403 CHE3,23 0
 0404 CHE4,9 0
 0405 CHE5,6,7,55 0
 0408 CHE8,32,33,52 0
 0411 CHE11 0
 0412 CHE12,41 0
 0413 CHE13,26 0
 0415 CHE15,16,18,30 0
 0420 CHE20,24,25,29,35,47 0
 0421 CHE21,40 0
 0444 CHE44 0
 0453 CHE53 0

(CONSTITUTION)

STATE REPRESENTATIVE DISTRICT 110
 (Vote for) 1
 01 = NO CANDIDATE FILED

VOTES PERCENT WITH 5 OF 5 REPORTING

0 0

 01

0417 CHE17,34,39 0
 0427 CHE27 0
 0438 CHE38,49,51 0
 0443 CHE43,46,54 0
 0448 CHE48,50 0

0417 CHE17,34,39 0
 0427 CHE27 0
 0438 CHE38,49,51 0
 0443 CHE43,46,54 0
 0448 CHE48,50 0

(CONSTITUTION)

COMMITTEEMAN CHESTERFIELD TOWNSHIP
 (Vote for) 1
 01 = NO CANDIDATE FILED
 02 = *SEE OFFICIAL WRITE-IN REPORT

VOTES PERCENT WITH 23 OF 23 REPORTING

0 0

 01 02

0401 CHE1,36,37 0 0
 0402 CHE2,28 0 0
 0403 CHE3,23 0 0
 0404 CHE4,9 0 0
 0405 CHE5,6,7,55 0 0
 0408 CHE8,32,33,52 0 0
 0410 CHE10 0 0
 0411 CHE11 0 0
 0412 CHE12,41 0 0
 0413 CHE13,26 0 0
 0414 CHE14,31 0 0
 0415 CHE15,16,18,30 0 0
 0417 CHE17,34,39 0 0
 0419 CHE19,42,45 0 0
 0420 CHE20,24,25,29,35,47 0 0
 0421 CHE21,40 0 0
 0422 CHE22 0 0
 0427 CHE27 0 0
 0438 CHE38,49,51 0 0
 0443 CHE43,46,54 0 0
 0444 CHE44 0 0
 0448 CHE48,50 0 0
 0453 CHE53 0 0

0401 CHE1,36,37 0 0
 0402 CHE2,28 0 0
 0403 CHE3,23 0 0
 0404 CHE4,9 0 0
 0405 CHE5,6,7,55 0 0
 0408 CHE8,32,33,52 0 0
 0410 CHE10 0 0
 0411 CHE11 0 0
 0412 CHE12,41 0 0
 0413 CHE13,26 0 0
 0414 CHE14,31 0 0
 0415 CHE15,16,18,30 0 0
 0417 CHE17,34,39 0 0
 0419 CHE19,42,45 0 0
 0420 CHE20,24,25,29,35,47 0 0
 0421 CHE21,40 0 0
 0422 CHE22 0 0
 0427 CHE27 0 0
 0438 CHE38,49,51 0 0
 0443 CHE43,46,54 0 0
 0444 CHE44 0 0
 0448 CHE48,50 0 0
 0453 CHE53 0 0

(CONSTITUTION)

COMMITTEEWOMAN CHESTERFIELD TOWNSHIP
 (Vote for) 1
 01 = NO CANDIDATE FILED
 02 = *SEE OFFICIAL WRITE-IN REPORT

VOTES PERCENT WITH 23 OF 23 REPORTING

0 0

| | 01 | 02 |
|---------------------------|----|----|
| 0401 CHE1,36,37 | 0 | 0 |
| 0402 CHE2,28 | 0 | 0 |
| 0403 CHE3,23 | 0 | 0 |
| 0404 CHE4,9 | 0 | 0 |
| 0405 CHE5,6,7,55 | 0 | 0 |
| 0408 CHE8,32,33,52 | 0 | 0 |
| 0410 CHE10 | 0 | 0 |
| 0411 CHE11 | 0 | 0 |
| 0412 CHE12,41 | 0 | 0 |
| 0413 CHE13,26 | 0 | 0 |
| 0414 CHE14,31 | 0 | 0 |
| 0415 CHE15,16,18,30 | 0 | 0 |
| 0417 CHE17,34,39 | 0 | 0 |
| 0419 CHE19,42,45 | 0 | 0 |
| 0420 CHE20,24,25,29,35,47 | 0 | 0 |
| 0421 CHE21,40 | 0 | 0 |
| 0422 CHE22 | 0 | 0 |
| 0427 CHE27 | 0 | 0 |
| 0438 CHE38,49,51 | 0 | 0 |
| 0443 CHE43,46,54 | 0 | 0 |
| 0444 CHE44 | 0 | 0 |
| 0448 CHE48,50 | 0 | 0 |
| 0453 CHE53 | 0 | 0 |

WE, THE BOARD OF ELECTION COMMISSIONERS OF ST. LOUIS COUNTY, MISSOURI, ACTING AS THE VERIFICATION BOARD PURSUANT TO SECTION 115.507, RSMo, HEREBY CERTIFY THE FOREGOING TO BE A TRUE AND CORRECT ABSTRACT OF VOTES CAST FOR THE CANDIDATES AND ISSUES AT THE PRIMARY ELECTION HELD IN ST. LOUIS COUNTY, MISSOURI, ON AUGUST 2, 2016. IN TESTIMONY WHEREOF, WE HAVE HEREUNTO SET OUR HAND AT OUR OFFICE IN MAPLEWOOD, ST. LOUIS COUNTY, MISSOURI, ON AUGUST 16, 2016.

Richard H. Kellett
 RICHARD H. KELLETT, CHAIRMAN

John W. Maupin
 JOHN W. MAUPIN, SECRETARY

Trudi McCollum Foushee
 TRUDI MCCOLLUM FOUSHEE, COMMISSIONER

John P. King
 JOHN P. KING, COMMISSIONER



| | | WITH 27 OF 27 PRECINCTS REPORTING | | | | | | | | TOTAL | PERCENT | |
|------|----------------|-----------------------------------|---------|------|------|----|----|----|-----|-------|---------|---------|
| | | TOTAL | PERCENT | | | | | | | | TOTAL | PERCENT |
| | | 26,889 | | | | | | | | | 28 | .37 |
| | | 7,480 | | | | | | | | | 5 | .07 |
| | | 3,375 | 45.12 | | | | | | | 8 | .11 | |
| | | 4,064 | 54.33 | | | | | | | | 27.82 | |
| | | 01 | 02 | 03 | 04 | 05 | 06 | 07 | 08 | | | |
| 0501 | CLA1 | 1205 | .353 | .234 | .119 | .0 | .0 | .0 | .0 | 29.29 | | |
| 0502 | CLA2,8,44 | 1452 | .333 | .201 | .131 | .1 | .0 | .0 | .0 | 22.93 | | |
| 0503 | CLA3,11,52 | 2224 | .734 | .355 | .376 | .2 | .1 | .0 | .0 | 33.00 | | |
| 0504 | CLA4,7,9,17,27 | 1549 | .363 | .194 | .169 | .0 | .0 | .0 | .0 | 23.43 | | |
| 0505 | CLA5,29,43 | 1319 | .435 | .303 | .130 | .2 | .0 | .0 | .0 | 32.98 | | |
| 0506 | CLA6 | 1136 | .366 | .150 | .210 | .3 | .0 | .0 | .3 | 32.22 | | |
| 0510 | CLA10,38,39 | 1024 | .241 | .114 | .125 | .1 | .1 | .0 | .0 | 23.54 | | |
| 0512 | CLA12,26 | 450 | .121 | .36 | .85 | .0 | .0 | .0 | .0 | 26.89 | | |
| 0513 | CLA13,14 | 1125 | .344 | .102 | .241 | .1 | .0 | .0 | .0 | 30.58 | | |
| 0515 | CLA15 | 646 | .192 | .86 | .104 | .2 | .0 | .0 | .0 | 29.72 | | |
| 0516 | CLA16 | 629 | .157 | .27 | .129 | .1 | .0 | .0 | .0 | 24.96 | | |
| 0518 | CLA18 | 9 | .3 | .2 | .1 | .0 | .0 | .0 | .0 | 33.33 | | |
| 0519 | CLA19,20,24 | 1378 | .379 | .119 | .259 | .1 | .0 | .0 | .0 | 27.50 | | |
| 0521 | CLA21 | 947 | .211 | .197 | .12 | .2 | .0 | .0 | .0 | 22.28 | | |
| 0522 | CLA22,51 | 1453 | .381 | .311 | .68 | .1 | .0 | .0 | .1 | 26.22 | | |
| 0523 | CLA23 | 1284 | .344 | .176 | .162 | .2 | .1 | .3 | .26 | 26.79 | | |
| 0525 | CLA25,34,36,49 | 611 | .194 | .22 | .172 | .0 | .0 | .0 | .0 | 31.75 | | |
| 0528 | CLA28,47 | 445 | .129 | .55 | .74 | .0 | .0 | .0 | .0 | 28.99 | | |
| 0530 | CLA30 | 623 | .144 | .79 | .65 | .0 | .0 | .0 | .0 | 23.11 | | |
| 0531 | CLA31 | 598 | .128 | .57 | .69 | .2 | .0 | .0 | .0 | 21.40 | | |
| 0532 | CLA32,37 | 1488 | .403 | .87 | .315 | .1 | .0 | .0 | .0 | 27.08 | | |
| 0533 | CLA33,42,45 | 1213 | .453 | .78 | .374 | .0 | .1 | .0 | .0 | 37.35 | | |
| 0535 | CLA35 | 1090 | .307 | .106 | .198 | .2 | .1 | .0 | .0 | 28.17 | | |
| 0540 | CLA40 | 655 | .197 | .35 | .162 | .0 | .0 | .0 | .0 | 30.08 | | |
| 0541 | CLA41 | 389 | .88 | .36 | .52 | .0 | .0 | .0 | .0 | 22.62 | | |
| 0546 | CLA46,48 | 1293 | .316 | .147 | .166 | .3 | .0 | .0 | .0 | 24.44 | | |
| 0550 | CLA50 | 654 | .164 | .66 | .96 | .1 | .0 | .1 | .25 | 08 | | |

| (DEMOCRATIC) | | VOTES PERCENT | | | | WITH 27 OF 27 REPORTING | | VOTES PERCENT | |
|-----------------------|----------------|---------------|----|-----|----|-------------------------|--|---------------|--|
| U.S. SENATE | | | | | | | | | |
| (Vote for) 1 | | | | | | | | | |
| 01 = CHIEF WANA DUBIE | | 199 6.21 | | | | 03 = JASON KANDER | | 2,544 79.33 | |
| 02 = CORI BUSH | | 349 10.88 | | | | 04 = ROBERT MACK | | 115 3.59 | |
| | | 01 | 02 | 03 | 04 | | | | |
| 0501 | CLA1 | 10 | 10 | 200 | 2 | | | | |
| 0502 | CLA2,8,44 | 5 | 12 | 173 | 4 | | | | |
| 0503 | CLA3,11,52 | 12 | 22 | 312 | 2 | | | | |
| 0504 | CLA4,7,9,17,27 | 6 | 21 | 155 | 0 | | | | |
| 0505 | CLA5,29,43 | 13 | 40 | 220 | 11 | | | | |
| 0506 | CLA6 | 15 | 10 | 110 | 6 | | | | |
| 0510 | CLA10,38,39 | 9 | 21 | 73 | 3 | | | | |
| 0512 | CLA12,26 | 2 | 3 | 30 | 0 | | | | |
| 0513 | CLA13,14 | 3 | 3 | 90 | 2 | | | | |
| 0515 | CLA15 | 5 | 7 | 63 | 4 | | | | |
| 0516 | CLA16 | 1 | 3 | 21 | 1 | | | | |
| 0518 | CLA18 | 0 | 0 | 1 | 1 | | | | |
| 0519 | CLA19,20,24 | 4 | 8 | 99 | 3 | | | | |
| 0521 | CLA21 | 21 | 47 | 110 | 8 | | | | |
| 0522 | CLA22,51 | 35 | 44 | 179 | 28 | | | | |
| 0523 | CLA23 | 17 | 21 | 115 | 15 | | | | |
| 0525 | CLA25,34,36,49 | 0 | 0 | 21 | 0 | | | | |
| 0528 | CLA28,47 | 2 | 5 | 45 | 2 | | | | |
| 0530 | CLA30 | 8 | 10 | 53 | 2 | | | | |
| 0531 | CLA31 | 1 | 10 | 40 | 3 | | | | |
| 0532 | CLA32,37 | 1 | 3 | 78 | 1 | | | | |
| 0533 | CLA33,42,45 | 4 | 4 | 66 | 2 | | | | |
| 0535 | CLA35 | 7 | 8 | 83 | 2 | | | | |
| 0540 | CLA40 | 0 | 7 | 25 | 2 | | | | |
| 0541 | CLA41 | 2 | 4 | 25 | 3 | | | | |
| 0546 | CLA46,48 | 16 | 16 | 107 | 3 | | | | |
| 0550 | CLA50 | 0 | 10 | 50 | 5 | | | | |

| (DEMOCRATIC) | | VOTES PERCENT | | | WITH 4 OF 4 REPORTING | | VOTES PERCENT | |
|--------------------------------|------------|---------------|-----|-----|-------------------------------|--|---------------|--|
| U.S. REPRESENTATIVE DISTRICT 1 | | | | | | | | |
| (Vote for) 1 | | | | | | | | |
| 01 = (WILLIAM) BILL HAAS | | 60 5.89 | | | 03 = MARIA N. CHAPPELLE-NADAL | | 329 32.32 | |
| 02 = LACY CLAY | | 629 61.79 | | | | | | |
| | | 01 | 02 | 03 | | | | |
| 0501 | CLA1 | 11 | 127 | 91 | | | | |
| 0505 | CLA5,29,43 | 21 | 168 | 102 | | | | |
| 0521 | CLA21 | 9 | 130 | 54 | | | | |
| 0522 | CLA22,51 | 19 | 204 | 82 | | | | |

| (DEMOCRATIC) | | VOTES PERCENT | | WITH 23 OF 23 REPORTING | |
|--------------------------------|----------------|---------------|--|-------------------------|--|
| U.S. REPRESENTATIVE DISTRICT 2 | | | | | |
| (Vote for) 1 | | | | | |
| 01 = BILL OTTO | | 1,990 100.00 | | | |
| | | 01 | | | |
| 0502 | CLA2,8,44 | 179 | | | |
| 0503 | CLA3,11,52 | 310 | | | |
| 0504 | CLA4,7,9,17,27 | 162 | | | |
| 0506 | CLA6 | 125 | | | |
| 0510 | CLA10,38,39 | 101 | | | |
| 0512 | CLA12,26 | 27 | | | |
| 0513 | CLA13,14 | 87 | | | |
| 0515 | CLA15 | 69 | | | |
| 0516 | CLA16 | 23 | | | |
| 0518 | CLA18 | 2 | | | |
| 0519 | CLA19,20,24 | 99 | | | |
| 0523 | CLA23 | 142 | | | |
| 0525 | CLA25,34,36,49 | 17 | | | |

0528 CLA28,47 48
 0530 CLA30 64
 0531 CLA31 49
 0532 CLA32,37 76
 0533 CLA33,42,45 65
 0535 CLA35 94
 0540 CLA40 30
 0541 CLA41 29
 0546 CLA46,48 132
 0550 CLA50 60

(DEMOCRATIC)

VOTES PERCENT

WITH 27 OF 27 REPORTING

VOTES PERCENT

GOVERNOR
 (Vote for) 1
 01 = LEONARD JOSEPH STEINMAN, II 103 3.18
 02 = CHRIS KOSTER 2,883 88.87
 03 = ERIC MORRISON 160 4.93
 04 = CHARLES B. WHEELER 98 3.02

| | 01 | 02 | 03 | 04 |
|---------------------|----|-----|----|----|
| 0501 CLA1 | 4 | 210 | 9 | 6 |
| 0502 CLA2,8,44 | 2 | 188 | 4 | 4 |
| 0503 CLA3,11,52 | 12 | 331 | 5 | 2 |
| 0504 CLA4,7,9,17,27 | 5 | 165 | 10 | 6 |
| 0505 CLA5,29,43 | 12 | 251 | 13 | 11 |
| 0506 CLA6 | 6 | 123 | 5 | 7 |
| 0510 CLA10,38,39 | 3 | 95 | 12 | 0 |
| 0512 CLA12,26 | 1 | 33 | 1 | 0 |
| 0513 CLA13,14 | 2 | 93 | 3 | 1 |
| 0515 CLA15 | 3 | 69 | 3 | 6 |
| 0516 CLA16 | 1 | 21 | 2 | 2 |
| 0518 CLA18 | 0 | 1 | 0 | 1 |
| 0519 CLA19,20,24 | 3 | 109 | 1 | 2 |
| 0521 CLA21 | 8 | 146 | 22 | 12 |
| 0522 CLA22,51 | 14 | 237 | 32 | 13 |
| 0523 CLA23 | 5 | 147 | 6 | 10 |
| 0525 CLA25,34,36,49 | 0 | 20 | 0 | 0 |
| 0528 CLA28,47 | 1 | 50 | 2 | 0 |
| 0530 CLA30 | 3 | 68 | 4 | 1 |
| 0531 CLA31 | 2 | 50 | 2 | 0 |
| 0532 CLA32,37 | 1 | 79 | 2 | 0 |
| 0533 CLA33,42,45 | 2 | 70 | 2 | 1 |
| 0535 CLA35 | 3 | 86 | 9 | 5 |
| 0540 CLA40 | 1 | 30 | 2 | 0 |
| 0541 CLA41 | 0 | 34 | 2 | 0 |
| 0546 CLA46,48 | 7 | 118 | 3 | 7 |
| 0550 CLA50 | 2 | 59 | 4 | 1 |

(DEMOCRATIC)

VOTES PERCENT

WITH 27 OF 27 REPORTING

VOTES PERCENT

LIEUTENANT GOVERNOR
 (Vote for) 1
 01 = WINSTON APPLE 254 7.93
 02 = RUSS CARNAHAN 2,712 84.64
 03 = TOMMIE PIERSON, SR. 238 7.43

| | 01 | 02 | 03 |
|---------------------|----|-----|----|
| 0501 CLA1 | 18 | 184 | 18 |
| 0502 CLA2,8,44 | 8 | 183 | 6 |
| 0503 CLA3,11,52 | 15 | 310 | 13 |
| 0504 CLA4,7,9,17,27 | 20 | 153 | 11 |
| 0505 CLA5,29,43 | 17 | 241 | 27 |
| 0506 CLA6 | 8 | 126 | 6 |
| 0510 CLA10,38,39 | 13 | 87 | 10 |
| 0512 CLA12,26 | 0 | 32 | 1 |
| 0513 CLA13,14 | 4 | 92 | 3 |
| 0515 CLA15 | 8 | 67 | 5 |
| 0516 CLA16 | 3 | 20 | 0 |
| 0518 CLA18 | 1 | 1 | 0 |
| 0519 CLA19,20,24 | 6 | 93 | 12 |
| 0521 CLA21 | 24 | 140 | 26 |
| 0522 CLA22,51 | 25 | 237 | 27 |
| 0523 CLA23 | 18 | 134 | 13 |
| 0525 CLA25,34,36,49 | 1 | 19 | 1 |
| 0528 CLA28,47 | 0 | 49 | 3 |
| 0530 CLA30 | 8 | 67 | 2 |
| 0531 CLA31 | 6 | 43 | 5 |
| 0532 CLA32,37 | 5 | 70 | 7 |
| 0533 CLA33,42,45 | 4 | 68 | 3 |
| 0535 CLA35 | 9 | 87 | 8 |
| 0540 CLA40 | 3 | 25 | 4 |
| 0541 CLA41 | 3 | 29 | 4 |
| 0546 CLA46,48 | 18 | 106 | 15 |
| 0550 CLA50 | 9 | 49 | 8 |

(DEMOCRATIC)

VOTES PERCENT

WITH 27 OF 27 REPORTING

VOTES PERCENT

SECRETARY OF STATE
 (Vote for) 1
 01 = BILL CLINTON YOUNG 291 9.33
 02 = ROBIN SMITH 2,644 84.77
 03 = MD RABBI ALAM 184 5.90

| | 01 | 02 | 03 |
|---------------------|----|-----|----|
| 0501 CLA1 | 19 | 189 | 5 |
| 0502 CLA2,8,44 | 14 | 169 | 8 |
| 0503 CLA3,11,52 | 16 | 305 | 15 |
| 0504 CLA4,7,9,17,27 | 13 | 155 | 8 |
| 0505 CLA5,29,43 | 31 | 223 | 19 |
| 0506 CLA6 | 20 | 107 | 6 |
| 0510 CLA10,38,39 | 19 | 81 | 8 |
| 0512 CLA12,26 | 1 | 26 | 3 |
| 0513 CLA13,14 | 4 | 84 | 3 |
| 0515 CLA15 | 9 | 66 | 3 |
| 0516 CLA16 | 1 | 22 | 1 |
| 0518 CLA18 | 0 | 2 | 0 |
| 0519 CLA19,20,24 | 11 | 93 | 5 |
| 0521 CLA21 | 16 | 163 | 9 |
| 0522 CLA22,51 | 35 | 238 | 19 |
| 0523 CLA23 | 16 | 131 | 14 |
| 0525 CLA25,34,36,49 | 1 | 18 | 0 |
| 0528 CLA28,47 | 1 | 46 | 4 |
| 0530 CLA30 | 7 | 59 | 5 |
| 0531 CLA31 | 8 | 41 | 5 |

| | | | | |
|------|-------------|----|-----|----|
| 0532 | CLA32,37 | 6 | 70 | 6 |
| 0533 | CLA33,42,45 | 2 | 66 | 2 |
| 0535 | CLA35 | 9 | 81 | 11 |
| 0540 | CLA40 | 1 | 28 | 3 |
| 0541 | CLA41 | 1 | 32 | 2 |
| 0546 | CLA46,48 | 18 | 100 | 17 |
| 0550 | CLA50 | 12 | 49 | 3 |

(DEMOCRATIC)

WITH 27 OF 27 REPORTING
VOTES PERCENT

STATE TREASURER
(Vote for) 1
01 = PAT CONTRERAS
02 = JUDY BAKER

1,583 52.77
1,417 47.23

01 02

| | | | |
|------|----------------|-----|-----|
| 0501 | CLA1 | 129 | 75 |
| 0502 | CLA2,8,44 | 98 | 77 |
| 0503 | CLA3,11,52 | 168 | 147 |
| 0504 | CLA4,7,9,17,27 | 95 | 77 |
| 0505 | CLA5,29,43 | 159 | 104 |
| 0506 | CLA6 | 60 | 73 |
| 0510 | CLA10,38,39 | 51 | 54 |
| 0512 | CLA12,26 | 12 | 16 |
| 0513 | CLA13,14 | 53 | 35 |
| 0515 | CLA15 | 39 | 37 |
| 0516 | CLA16 | 11 | 10 |
| 0518 | CLA18 | 0 | 2 |
| 0519 | CLA19,20,24 | 68 | 41 |
| 0521 | CLA21 | 76 | 106 |
| 0522 | CLA22,51 | 133 | 145 |
| 0523 | CLA23 | 76 | 84 |
| 0525 | CLA25,34,36,49 | 13 | 5 |
| 0528 | CLA28,47 | 26 | 26 |
| 0530 | CLA30 | 41 | 32 |
| 0531 | CLA31 | 27 | 23 |
| 0532 | CLA32,37 | 44 | 33 |
| 0533 | CLA33,42,45 | 35 | 33 |
| 0535 | CLA35 | 61 | 39 |
| 0540 | CLA40 | 10 | 20 |
| 0541 | CLA41 | 14 | 17 |
| 0546 | CLA46,48 | 58 | 70 |
| 0550 | CLA50 | 26 | 36 |

(DEMOCRATIC)

WITH 27 OF 27 REPORTING
VOTES PERCENT

ATTORNEY GENERAL
(Vote for) 1
01 = JAKE ZIMMERMAN
02 = TERESA HENSLEY

2,192 67.91
1,036 32.09

01 02

| | | | |
|------|----------------|-----|-----|
| 0501 | CLA1 | 170 | 55 |
| 0502 | CLA2,8,44 | 161 | 37 |
| 0503 | CLA3,11,52 | 272 | 76 |
| 0504 | CLA4,7,9,17,27 | 123 | 66 |
| 0505 | CLA5,29,43 | 224 | 63 |
| 0506 | CLA6 | 106 | 39 |
| 0510 | CLA10,38,39 | 61 | 49 |
| 0512 | CLA12,26 | 17 | 13 |
| 0513 | CLA13,14 | 75 | 22 |
| 0515 | CLA15 | 57 | 26 |
| 0516 | CLA16 | 14 | 10 |
| 0518 | CLA18 | 1 | 1 |
| 0519 | CLA19,20,24 | 86 | 28 |
| 0521 | CLA21 | 111 | 76 |
| 0522 | CLA22,51 | 136 | 151 |
| 0523 | CLA23 | 76 | 87 |
| 0525 | CLA25,34,36,49 | 19 | 3 |
| 0528 | CLA28,47 | 47 | 7 |
| 0530 | CLA30 | 54 | 22 |
| 0531 | CLA31 | 35 | 19 |
| 0532 | CLA32,37 | 59 | 24 |
| 0533 | CLA33,42,45 | 51 | 24 |
| 0535 | CLA35 | 67 | 35 |
| 0540 | CLA40 | 20 | 14 |
| 0541 | CLA41 | 23 | 11 |
| 0546 | CLA46,48 | 83 | 56 |
| 0550 | CLA50 | 44 | 22 |

(DEMOCRATIC)

WITH 6 OF 6 REPORTING
VOTES PERCENT

STATE SENATOR DISTRICT 1
(Vote for) 1
01 = SCOTT SIFTON

794 100.00

01

| | | |
|------|----------|-----|
| 0521 | CLA21 | 168 |
| 0522 | CLA22,51 | 263 |
| 0523 | CLA23 | 141 |
| 0541 | CLA41 | 28 |
| 0546 | CLA46,48 | 133 |
| 0550 | CLA50 | 61 |

(DEMOCRATIC)

WITH 2 OF 2 REPORTING
VOTES PERCENT

STATE SENATOR DISTRICT 15
(Vote for) 1
01 = MARK G. BOYKO
02 = STEPHEN EAGLETON

120 56.34
93 43.66

01 02

| | | | |
|------|-------|----|----|
| 0506 | CLA6 | 66 | 66 |
| 0515 | CLA15 | 54 | 27 |

(DEMOCRATIC)

WITH 9 OF 9 REPORTING
VOTES PERCENT

STATE REPRESENTATIVE DISTRICT 83

| | | | |
|------------------|-------|-------|--------|
| (Vote for) | 1 | | |
| 01 = GINA MITTEN | | 1,028 | 100.00 |
| | ----- | | |
| | 01 | | |
| | ----- | | |
| 0510 CLA10,38,39 | 101 | | |
| 0521 CLA21 | 166 | | |
| 0522 CLA22,51 | 258 | | |
| 0523 CLA23 | 141 | | |
| 0531 CLA31 | 47 | | |
| 0535 CLA35 | 95 | | |
| 0541 CLA41 | 30 | | |
| 0546 CLA46,48 | 130 | | |
| 0550 CLA50 | 60 | | |

(DEMOCRATIC)

WITH 12 OF 12 REPORTING

| | | | |
|----------------------------------|---|-------|---------|
| STATE REPRESENTATIVE DISTRICT 87 | | VOTES | PERCENT |
| (Vote for) | 1 | | |
| 01 = STACEY NEWMAN | | 1,560 | 100.00 |

| | | | |
|---------------------|-------|--|--|
| | ----- | | |
| | 01 | | |
| | ----- | | |
| 0501 CLA1 | 207 | | |
| 0502 CLA2,8,44 | 190 | | |
| 0503 CLA3,11,52 | 331 | | |
| 0504 CLA4,7,9,17,27 | 179 | | |
| 0505 CLA5,29,43 | 248 | | |
| 0512 CLA12,26 | 28 | | |
| 0513 CLA13,14 | 93 | | |
| 0518 CLA18 | 2 | | |
| 0519 CLA19,20,24 | 106 | | |
| 0530 CLA30 | 69 | | |
| 0532 CLA32,37 | 78 | | |
| 0540 CLA40 | 29 | | |

(DEMOCRATIC)

WITH 2 OF 2 REPORTING

| | | | |
|----------------------------------|---|-------|---------|
| STATE REPRESENTATIVE DISTRICT 88 | | VOTES | PERCENT |
| (Vote for) | 1 | | |
| 01 = TRACY McCREERY | | 71 | 100.00 |

| | | | |
|---------------|-------|--|--|
| | ----- | | |
| | 01 | | |
| | ----- | | |
| 0516 CLA16 | 21 | | |
| 0528 CLA28,47 | 50 | | |

(DEMOCRATIC)

WITH 1 OF 1 REPORTING

| | | | |
|----------------------------------|---|-------|---------|
| STATE REPRESENTATIVE DISTRICT 89 | | VOTES | PERCENT |
| (Vote for) | 1 | | |
| 01 = JACK SCHILLIGO | | 16 | 100.00 |

| | | | |
|---------------------|-------|--|--|
| | ----- | | |
| | 01 | | |
| | ----- | | |
| 0525 CLA25,34,36,49 | 16 | | |

(DEMOCRATIC)

WITH 3 OF 3 REPORTING

| | | | |
|----------------------------------|---|-------|---------|
| STATE REPRESENTATIVE DISTRICT 90 | | VOTES | PERCENT |
| (Vote for) | 1 | | |
| 01 = DEB LAVENDER | | 301 | 100.00 |

| | | | |
|------------------|-------|--|--|
| | ----- | | |
| | 01 | | |
| | ----- | | |
| 0506 CLA6 | 145 | | |
| 0515 CLA15 | 80 | | |
| 0533 CLA33,42,45 | 76 | | |

(DEMOCRATIC)

WITH 27 OF 27 REPORTING

| | | | |
|-----------------------------------|---|-------|---------|
| COMMITTEEMAN CLAYTON TOWNSHIP | | VOTES | PERCENT |
| (Vote for) | 1 | | |
| 01 = JAMES (JIMMY) F. LOOMIS, III | | 2,568 | 98.96 |
| 02 = INVALID WRITE-IN | | 27 | 1.04 |

| | | | |
|---------------------|-------|----|----|
| | ----- | 01 | 02 |
| | ----- | | |
| 0501 CLA1 | 165 | 2 | |
| 0502 CLA2,8,44 | 162 | 1 | |
| 0503 CLA3,11,52 | 286 | 1 | |
| 0504 CLA4,7,9,17,27 | 150 | 0 | |
| 0505 CLA5,29,43 | 193 | 1 | |
| 0506 CLA6 | 108 | 0 | |
| 0510 CLA10,38,39 | 93 | 2 | |
| 0512 CLA12,26 | 22 | 2 | |
| 0513 CLA13,14 | 70 | 1 | |
| 0515 CLA15 | 62 | 2 | |
| 0516 CLA16 | 20 | 1 | |
| 0518 CLA18 | 2 | 0 | |
| 0519 CLA19,20,24 | 93 | 0 | |
| 0521 CLA21 | 157 | 4 | |
| 0522 CLA22,51 | 241 | 2 | |
| 0523 CLA23 | 126 | 2 | |
| 0525 CLA25,34,36,49 | 15 | 0 | |
| 0528 CLA28,47 | 47 | 1 | |
| 0530 CLA30 | 62 | 0 | |
| 0531 CLA31 | 39 | 1 | |
| 0532 CLA32,37 | 66 | 1 | |
| 0533 CLA33,42,45 | 64 | 1 | |
| 0535 CLA35 | 90 | 0 | |
| 0540 CLA40 | 28 | 0 | |
| 0541 CLA41 | 26 | 0 | |
| 0546 CLA46,48 | 120 | 1 | |
| 0550 CLA50 | 61 | 1 | |

(DEMOCRATIC)

WITH 27 OF 27 REPORTING

| | | | |
|---------------------------------|---|-------|---------|
| COMMITTEEWOMAN CLAYTON TOWNSHIP | | VOTES | PERCENT |
| (Vote for) | 1 | | |
| 01 = CINDY BROWN | | 2,617 | 99.20 |

02 = INVALID WRITE-IN

21 .80

| | 01 | 02 |
|---------------------|-----|----|
| 0501 CLA1 | 165 | 2 |
| 0502 CLA2,8,44 | 164 | 1 |
| 0503 CLA3,11,52 | 295 | 0 |
| 0504 CLA4,7,9,17,27 | 152 | 0 |
| 0505 CLA5,29,43 | 197 | 1 |
| 0506 CLA6 | 109 | 0 |
| 0510 CLA10,38,39 | 93 | 1 |
| 0512 CLA12,26 | 23 | 2 |
| 0513 CLA13,14 | 71 | 0 |
| 0515 CLA15 | 65 | 2 |
| 0516 CLA16 | 21 | 0 |
| 0518 CLA18 | 2 | 0 |
| 0519 CLA19,20,24 | 95 | 0 |
| 0521 CLA21 | 160 | 3 |
| 0522 CLA22,51 | 246 | 2 |
| 0523 CLA23 | 130 | 2 |
| 0525 CLA25,34,36,49 | 15 | 0 |
| 0528 CLA28,47 | 47 | 1 |
| 0530 CLA30 | 63 | 0 |
| 0531 CLA31 | 44 | 0 |
| 0532 CLA32,37 | 66 | 1 |
| 0533 CLA33,42,45 | 66 | 0 |
| 0535 CLA35 | 91 | 0 |
| 0540 CLA40 | 28 | 0 |
| 0541 CLA41 | 25 | 1 |
| 0546 CLA46,48 | 123 | 1 |
| 0550 CLA50 | 61 | 1 |

(REPUBLICAN)

WITH 27 OF 27 REPORTING

| U.S. SENATE | VOTES | PERCENT | | VOTES | PERCENT |
|---------------------|-------|---------|----------------------|-------|---------|
| (Vote for) 1 | | | | | |
| 01 = ROY BLUNT | 3,226 | 82.93 | 03 = BERNIE MOWINSKI | 82 | 2.11 |
| 02 = KRISTI NICHOLS | 474 | 12.19 | 04 = RYAN D. LUETHY | 108 | 2.78 |

| | 01 | 02 | 03 | 04 |
|---------------------|-----|----|----|----|
| 0501 CLA1 | 98 | 12 | 3 | 3 |
| 0502 CLA2,8,44 | 105 | 15 | 6 | 1 |
| 0503 CLA3,11,52 | 299 | 40 | 8 | 13 |
| 0504 CLA4,7,9,17,27 | 125 | 23 | 1 | 6 |
| 0505 CLA5,29,43 | 95 | 17 | 4 | 9 |
| 0506 CLA6 | 154 | 28 | 3 | 8 |
| 0510 CLA10,38,39 | 100 | 14 | 3 | 3 |
| 0512 CLA12,26 | 65 | 10 | 0 | 3 |
| 0513 CLA13,14 | 200 | 23 | 3 | 7 |
| 0515 CLA15 | 76 | 15 | 7 | 0 |
| 0516 CLA16 | 119 | 8 | 0 | 0 |
| 0518 CLA18 | 0 | 0 | 0 | 0 |
| 0519 CLA19,20,24 | 196 | 36 | 3 | 11 |
| 0521 CLA21 | 1 | 4 | 2 | 4 |
| 0522 CLA22,51 | 44 | 11 | 2 | 4 |
| 0523 CLA23 | 122 | 26 | 4 | 7 |
| 0525 CLA25,34,36,49 | 148 | 17 | 1 | 0 |
| 0528 CLA28,47 | 59 | 9 | 0 | 2 |
| 0530 CLA30 | 48 | 14 | 0 | 2 |
| 0531 CLA31 | 53 | 9 | 5 | 1 |
| 0532 CLA32,37 | 270 | 27 | 4 | 3 |
| 0533 CLA33,42,45 | 309 | 31 | 8 | 10 |
| 0535 CLA35 | 162 | 22 | 3 | 3 |
| 0540 CLA40 | 134 | 15 | 5 | 3 |
| 0541 CLA41 | 42 | 7 | 2 | 0 |
| 0546 CLA46,48 | 126 | 25 | 5 | 3 |
| 0550 CLA50 | 76 | 16 | 0 | 2 |

(REPUBLICAN)

WITH 4 OF 4 REPORTING

| U.S. REPRESENTATIVE DISTRICT 1 | VOTES | PERCENT |
|--------------------------------|-------|---------|
| (Vote for) 1 | | |
| 01 = STEVEN G. BAILEY | 163 | 65.46 |
| 02 = PAUL BERRY, III | 86 | 34.54 |

| | 01 | 02 |
|-----------------|----|----|
| 0501 CLA1 | 62 | 28 |
| 0505 CLA5,29,43 | 67 | 34 |
| 0521 CLA21 | 5 | 3 |
| 0522 CLA22,51 | 29 | 21 |

(REPUBLICAN)

WITH 23 OF 23 REPORTING

| U.S. REPRESENTATIVE DISTRICT 2 | VOTES | PERCENT |
|--------------------------------|-------|---------|
| (Vote for) 1 | | |
| 01 = ANN WAGNER | 3,063 | 86.09 |
| 02 = GREG SEARS | 495 | 13.91 |

| | 01 | 02 |
|---------------------|-----|----|
| 0502 CLA2,8,44 | 101 | 24 |
| 0503 CLA3,11,52 | 312 | 49 |
| 0504 CLA4,7,9,17,27 | 141 | 15 |
| 0506 CLA6 | 160 | 31 |
| 0510 CLA10,38,39 | 98 | 20 |
| 0512 CLA12,26 | 68 | 10 |
| 0513 CLA13,14 | 204 | 28 |
| 0515 CLA15 | 78 | 19 |
| 0516 CLA16 | 121 | 5 |
| 0518 CLA18 | 1 | 0 |
| 0519 CLA19,20,24 | 210 | 40 |
| 0523 CLA23 | 124 | 30 |
| 0525 CLA25,34,36,49 | 145 | 21 |
| 0528 CLA28,47 | 60 | 10 |
| 0530 CLA30 | 54 | 10 |
| 0531 CLA31 | 49 | 17 |
| 0532 CLA32,37 | 274 | 32 |
| 0533 CLA33,42,45 | 321 | 39 |
| 0535 CLA35 | 159 | 27 |
| 0540 CLA40 | 135 | 22 |
| 0541 CLA41 | 47 | 3 |
| 0546 CLA46,48 | 123 | 28 |

| (REPUBLICAN) | | | | | | WITH 27 OF 27 REPORTING | | | |
|------------------------|----------------|-------|---------|----------------------|----|-------------------------|---------|--|--|
| | | VOTES | PERCENT | | | VOTES | PERCENT | | |
| GOVERNOR | | | | | | | | | |
| (Vote for) 1 | | | | | | | | | |
| 01 = CATHERINE HANAWAY | | 1,301 | 32.20 | 03 = JOHN BRUNNER | | 954 | 23.61 | | |
| 02 = ERIC GREITENS | | 1,174 | 29.06 | 04 = PETER D. KINDER | | 611 | 15.12 | | |
| | | 01 | 02 | 03 | 04 | | | | |
| 0501 | CLA1 | 41 | 40 | 16 | 21 | | | | |
| 0502 | CLA2,8,44 | 34 | 36 | 32 | 29 | | | | |
| 0503 | CLA3,11,52 | 119 | 118 | 90 | 47 | | | | |
| 0504 | CLA4,7,9,17,27 | 57 | 40 | 45 | 25 | | | | |
| 0505 | CLA5,29,43 | 35 | 41 | 27 | 26 | | | | |
| 0506 | CLA6 | 54 | 72 | 48 | 32 | | | | |
| 0510 | CLA10,38,39 | 42 | 35 | 31 | 17 | | | | |
| 0512 | CLA12,26 | 22 | 29 | 23 | 11 | | | | |
| 0513 | CLA13,14 | 78 | 54 | 75 | 33 | | | | |
| 0515 | CLA15 | 26 | 33 | 22 | 20 | | | | |
| 0516 | CLA16 | 45 | 34 | 28 | 22 | | | | |
| 0518 | CLA18 | 0 | 1 | 0 | 0 | | | | |
| 0519 | CLA19,20,24 | 81 | 81 | 52 | 44 | | | | |
| 0521 | CLA21 | 3 | 3 | 3 | 3 | | | | |
| 0522 | CLA22,51 | 22 | 20 | 13 | 13 | | | | |
| 0523 | CLA23 | 48 | 52 | 31 | 29 | | | | |
| 0525 | CLA25,34,36,49 | 69 | 44 | 47 | 11 | | | | |
| 0528 | CLA28,47 | 30 | 17 | 17 | 10 | | | | |
| 0530 | CLA30 | 24 | 15 | 15 | 11 | | | | |
| 0531 | CLA31 | 15 | 27 | 16 | 10 | | | | |
| 0532 | CLA32,37 | 95 | 94 | 84 | 41 | | | | |
| 0533 | CLA33,42,45 | 169 | 86 | 64 | 55 | | | | |
| 0535 | CLA35 | 51 | 56 | 56 | 34 | | | | |
| 0540 | CLA40 | 51 | 52 | 42 | 16 | | | | |
| 0541 | CLA41 | 16 | 15 | 11 | 10 | | | | |
| 0546 | CLA46,48 | 49 | 55 | 42 | 19 | | | | |
| 0550 | CLA50 | 25 | 24 | 24 | 22 | | | | |

| (REPUBLICAN) | | | | | | WITH 27 OF 27 REPORTING | | | |
|--------------------------|----------------|-------|---------|------------------|--|-------------------------|---------|--|--|
| | | VOTES | PERCENT | | | VOTES | PERCENT | | |
| LIEUTENANT GOVERNOR | | | | | | | | | |
| (Vote for) 1 | | | | | | | | | |
| 01 = ARNIE C. AC DIENOFF | | 224 | 6.24 | 03 = MIKE PARSON | | 1,547 | 43.07 | | |
| 02 = BEV RANLDES | | 1,821 | 50.70 | | | | | | |
| | | 01 | 02 | 03 | | | | | |
| 0501 | CLA1 | 7 | 52 | 42 | | | | | |
| 0502 | CLA2,8,44 | 12 | 46 | 54 | | | | | |
| 0503 | CLA3,11,52 | 23 | 160 | 138 | | | | | |
| 0504 | CLA4,7,9,17,27 | 7 | 85 | 54 | | | | | |
| 0505 | CLA5,29,43 | 9 | 44 | 61 | | | | | |
| 0506 | CLA6 | 9 | 87 | 84 | | | | | |
| 0510 | CLA10,38,39 | 5 | 56 | 52 | | | | | |
| 0512 | CLA12,26 | 2 | 38 | 33 | | | | | |
| 0513 | CLA13,14 | 15 | 112 | 86 | | | | | |
| 0515 | CLA15 | 4 | 44 | 44 | | | | | |
| 0516 | CLA16 | 6 | 52 | 52 | | | | | |
| 0518 | CLA18 | 0 | 0 | 1 | | | | | |
| 0519 | CLA19,20,24 | 9 | 126 | 94 | | | | | |
| 0521 | CLA21 | 2 | 3 | 6 | | | | | |
| 0522 | CLA22,51 | 7 | 32 | 21 | | | | | |
| 0523 | CLA23 | 8 | 70 | 63 | | | | | |
| 0525 | CLA25,34,36,49 | 14 | 65 | 72 | | | | | |
| 0528 | CLA28,47 | 1 | 37 | 30 | | | | | |
| 0530 | CLA30 | 1 | 27 | 34 | | | | | |
| 0531 | CLA31 | 7 | 26 | 28 | | | | | |
| 0532 | CLA32,37 | 13 | 142 | 126 | | | | | |
| 0533 | CLA33,42,45 | 24 | 185 | 132 | | | | | |
| 0535 | CLA35 | 13 | 94 | 74 | | | | | |
| 0540 | CLA40 | 10 | 72 | 56 | | | | | |
| 0541 | CLA41 | 4 | 28 | 18 | | | | | |
| 0546 | CLA46,48 | 10 | 85 | 56 | | | | | |
| 0550 | CLA50 | 2 | 53 | 36 | | | | | |

| (REPUBLICAN) | | | | | | WITH 27 OF 27 REPORTING | | | |
|--------------------------|----------------|-------|---------|----------------|--|-------------------------|---------|--|--|
| | | VOTES | PERCENT | | | VOTES | PERCENT | | |
| SECRETARY OF STATE | | | | | | | | | |
| (Vote for) 1 | | | | | | | | | |
| 01 = WILL KRAUS | | 1,052 | 27.62 | 03 = ROI CHINN | | 180 | 4.73 | | |
| 02 = JOHN (JAY) ASHCROFT | | 2,577 | 67.66 | | | | | | |
| | | 01 | 02 | 03 | | | | | |
| 0501 | CLA1 | 34 | 69 | 7 | | | | | |
| 0502 | CLA2,8,44 | 25 | 84 | 11 | | | | | |
| 0503 | CLA3,11,52 | 109 | 229 | 14 | | | | | |
| 0504 | CLA4,7,9,17,27 | 47 | 100 | 6 | | | | | |
| 0505 | CLA5,29,43 | 31 | 88 | 5 | | | | | |
| 0506 | CLA6 | 53 | 122 | 11 | | | | | |
| 0510 | CLA10,38,39 | 31 | 87 | 3 | | | | | |
| 0512 | CLA12,26 | 14 | 62 | 4 | | | | | |
| 0513 | CLA13,14 | 60 | 152 | 10 | | | | | |
| 0515 | CLA15 | 34 | 58 | 5 | | | | | |
| 0516 | CLA16 | 20 | 95 | 2 | | | | | |
| 0518 | CLA18 | 0 | 1 | 0 | | | | | |
| 0519 | CLA19,20,24 | 75 | 161 | 9 | | | | | |
| 0521 | CLA21 | 3 | 5 | 3 | | | | | |
| 0522 | CLA22,51 | 16 | 45 | 4 | | | | | |
| 0523 | CLA23 | 47 | 93 | 15 | | | | | |
| 0525 | CLA25,34,36,49 | 34 | 123 | 5 | | | | | |
| 0528 | CLA28,47 | 16 | 52 | 2 | | | | | |
| 0530 | CLA30 | 23 | 38 | 3 | | | | | |
| 0531 | CLA31 | 20 | 41 | 3 | | | | | |
| 0532 | CLA32,37 | 88 | 197 | 11 | | | | | |
| 0533 | CLA33,42,45 | 109 | 235 | 14 | | | | | |
| 0535 | CLA35 | 51 | 122 | 13 | | | | | |
| 0540 | CLA40 | 30 | 116 | 6 | | | | | |
| 0541 | CLA41 | 20 | 30 | 0 | | | | | |
| 0546 | CLA46,48 | 39 | 109 | 8 | | | | | |
| 0550 | CLA50 | 23 | 63 | 6 | | | | | |

(REPUBLICAN)

WITH 27 OF 27 REPORTING

STATE TREASURER
(Vote for) 1
01 = ERIC SCHMITT

VOTES PERCENT
3,419 100.00

| | | | |
|------|----------------|-----|-------|
| 0523 | CLA23 | 01 | ----- |
| 0501 | CLA1 | 93 | ----- |
| 0502 | CLA2,8,44 | 106 | |
| 0503 | CLA3,11,52 | 302 | |
| 0504 | CLA4,7,9,17,27 | 135 | |
| 0505 | CLA5,29,43 | 106 | |
| 0506 | CLA6 | 176 | |
| 0510 | CLA10,38,39 | 99 | |
| 0512 | CLA12,26 | 69 | |
| 0513 | CLA13,14 | 199 | |
| 0515 | CLA15 | 94 | |
| 0516 | CLA16 | 105 | |
| 0518 | CLA18 | 1 | |
| 0519 | CLA19,20,24 | 223 | |
| 0521 | CLA21 | 11 | |
| 0522 | CLA22,51 | 57 | |
| 0523 | CLA23 | 133 | |
| 0525 | CLA25,34,36,49 | 156 | |
| 0528 | CLA28,47 | 66 | |
| 0530 | CLA30 | 59 | |
| 0531 | CLA31 | 60 | |
| 0532 | CLA32,37 | 263 | |
| 0533 | CLA33,42,45 | 324 | |
| 0535 | CLA35 | 173 | |
| 0540 | CLA40 | 146 | |
| 0541 | CLA41 | 46 | |
| 0546 | CLA46,48 | 135 | |
| 0550 | CLA50 | 82 | |

(REPUBLICAN)

WITH 27 OF 27 REPORTING

ATTORNEY GENERAL
(Vote for) 1
01 = JOSH HAWLEY
02 = KURT SCHAEFER

VOTES PERCENT
2,760 72.92
1,025 27.08

| | | | | |
|------|----------------|-----|----|-------|
| | | 01 | 02 | ----- |
| 0501 | CLA1 | 75 | 36 | ----- |
| 0502 | CLA2,8,44 | 78 | 38 | |
| 0503 | CLA3,11,52 | 255 | 89 | |
| 0504 | CLA4,7,9,17,27 | 122 | 32 | |
| 0505 | CLA5,29,43 | 77 | 41 | |
| 0506 | CLA6 | 140 | 51 | |
| 0510 | CLA10,38,39 | 87 | 34 | |
| 0512 | CLA12,26 | 57 | 22 | |
| 0513 | CLA13,14 | 170 | 55 | |
| 0515 | CLA15 | 69 | 26 | |
| 0516 | CLA16 | 87 | 31 | |
| 0518 | CLA18 | 0 | 1 | |
| 0519 | CLA19,20,24 | 182 | 61 | |
| 0521 | CLA21 | 6 | 6 | |
| 0522 | CLA22,51 | 46 | 15 | |
| 0523 | CLA23 | 109 | 43 | |
| 0525 | CLA25,34,36,49 | 111 | 47 | |
| 0528 | CLA28,47 | 45 | 23 | |
| 0530 | CLA30 | 43 | 22 | |
| 0531 | CLA31 | 43 | 23 | |
| 0532 | CLA32,37 | 214 | 81 | |
| 0533 | CLA33,42,45 | 271 | 82 | |
| 0535 | CLA35 | 139 | 43 | |
| 0540 | CLA40 | 118 | 36 | |
| 0541 | CLA41 | 33 | 19 | |
| 0546 | CLA46,48 | 115 | 40 | |
| 0550 | CLA50 | 68 | 28 | |

(REPUBLICAN)

WITH 6 OF 6 REPORTING

STATE SENATOR DISTRICT 1
(Vote for) 1
01 = RANDY JOTTE

VOTES PERCENT
473 100.00

| | | | |
|------|----------|-----|-------|
| | | 01 | ----- |
| 0521 | CLA21 | 9 | ----- |
| 0522 | CLA22,51 | 55 | |
| 0523 | CLA23 | 136 | |
| 0541 | CLA41 | 48 | |
| 0546 | CLA46,48 | 141 | |
| 0550 | CLA50 | 84 | |

(REPUBLICAN)

WITH 2 OF 2 REPORTING

STATE SENATOR DISTRICT 15
(Vote for) 1
01 = ANDREW KOENIG
02 = RICK STREAM

VOTES PERCENT
77 25.93
220 74.07

| | | | | |
|------|-------|----|-----|-------|
| | | 01 | 02 | ----- |
| 0506 | CLA6 | 51 | 149 | ----- |
| 0515 | CLA15 | 26 | 71 | |

(REPUBLICAN)

WITH 9 OF 9 REPORTING

STATE REPRESENTATIVE DISTRICT 83
(Vote for) 1
01 = NO CANDIDATE FILED

VOTES PERCENT
0

| | | | |
|------|-------------|----|-------|
| | | 01 | ----- |
| 0510 | CLA10,38,39 | 0 | ----- |
| 0521 | CLA21 | 0 | |
| 0522 | CLA22,51 | 0 | |
| 0523 | CLA23 | 0 | |
| 0531 | CLA31 | 0 | |

0535 CLA35 0
 0541 CLA41 0
 0546 CLA46,48 0
 0550 CLA50 0

(REPUBLICAN)

WITH 12 OF 12 REPORTING

STATE REPRESENTATIVE DISTRICT 87
 (Vote for) 1
 01 = NO CANDIDATE FILED 0

 01

 0501 CLA1 0
 0502 CLA2,8,44 0
 0503 CLA3,11,52 0
 0504 CLA4,7,9,17,27 0
 0505 CLA5,29,43 0
 0512 CLA12,26 0
 0513 CLA13,14 0
 0518 CLA18 0
 0519 CLA19,20,24 0
 0530 CLA30 0
 0532 CLA32,37 0
 0540 CLA40 0

(REPUBLICAN)

WITH 2 OF 2 REPORTING

STATE REPRESENTATIVE DISTRICT 88
 (Vote for) 1
 01 = NO CANDIDATE FILED 0

 01

 0516 CLA16 0
 0528 CLA28,47 0

(REPUBLICAN)

WITH 1 OF 1 REPORTING

STATE REPRESENTATIVE DISTRICT 89
 (Vote for) 1
 01 = DEAN PLOCHER 152 100.00

 01

 0525 CLA25,34,36,49 152

(REPUBLICAN)

WITH 3 OF 3 REPORTING

STATE REPRESENTATIVE DISTRICT 90
 (Vote for) 1
 01 = MARK MILTON 577 100.00

 01

 0506 CLA6 163
 0515 CLA15 88
 0533 CLA33,42,45 326

(REPUBLICAN)

WITH 27 OF 27 REPORTING

COMMITTEEMAN CLAYTON TOWNSHIP
 (Vote for) 1
 01 = DAVID STOKES 3,124 98.18
 02 = INVALID WRITE-IN 58 1.82

 01 02

 0501 CLA1 85 2
 0502 CLA2,8,44 98 5
 0503 CLA3,11,52 298 2
 0504 CLA4,7,9,17,27 127 2
 0505 CLA5,29,43 93 3
 0506 CLA6 145 1
 0510 CLA10,38,39 96 1
 0512 CLA12,26 66 2
 0513 CLA13,14 184 4
 0515 CLA15 78 2
 0516 CLA16 103 1
 0518 CLA18 1 0
 0519 CLA19,20,24 201 4
 0521 CLA21 6 1
 0522 CLA22,51 46 1
 0523 CLA23 113 3
 0525 CLA25,34,36,49 143 3
 0528 CLA28,47 63 0
 0530 CLA30 49 1
 0531 CLA31 55 3
 0532 CLA32,37 239 6
 0533 CLA33,42,45 313 2
 0535 CLA35 157 2
 0540 CLA40 124 3
 0541 CLA41 41 1
 0546 CLA46,48 127 3
 0550 CLA50 73 0

(REPUBLICAN)

WITH 27 OF 27 REPORTING

COMMITTEEWOMAN CLAYTON TOWNSHIP
 (Vote for) 1
 01 = MARYANN ROBER 3,074 98.56
 02 = INVALID WRITE-IN 45 1.44

 01 02

 0501 CLA1 80 3
 0502 CLA2,8,44 101 4
 0503 CLA3,11,52 290 2
 0504 CLA4,7,9,17,27 123 3
 0505 CLA5,29,43 93 2
 0506 CLA6 147 1

| | | | |
|------|----------------|-----|---|
| 0510 | CLA10,38,39 | 97 | 1 |
| 0512 | CLA12,26 | 61 | 4 |
| 0513 | CLA13,14 | 177 | 4 |
| 0515 | CLA15 | 77 | 0 |
| 0516 | CLA16 | 102 | 0 |
| 0518 | CLA18 | 1 | 0 |
| 0519 | CLA19,20,24 | 200 | 1 |
| 0521 | CLA21 | 6 | 1 |
| 0522 | CLA22,51 | 45 | 0 |
| 0523 | CLA23 | 111 | 3 |
| 0525 | CLA25,34,36,49 | 141 | 3 |
| 0528 | CLA28,47 | 61 | 0 |
| 0530 | CLA30 | 49 | 1 |
| 0531 | CLA31 | 54 | 2 |
| 0532 | CLA32,37 | 231 | 5 |
| 0533 | CLA33,42,45 | 306 | 3 |
| 0535 | CLA35 | 157 | 0 |
| 0540 | CLA40 | 122 | 1 |
| 0541 | CLA41 | 42 | 0 |
| 0546 | CLA46,48 | 128 | 1 |
| 0550 | CLA50 | 72 | 0 |

(LIBERTARIAN)

VOTES PERCENT

WITH 27 OF 27 REPORTING

U.S. SENATE

(Vote for) 1

01 = JONATHAN DINE
02 = HERSCHEL L. YOUNG

18 64.29
10 35.71

01 02

| | | | |
|------|----------------|---|---|
| 0501 | CLA1 | 0 | 0 |
| 0502 | CLA2,8,44 | 1 | 0 |
| 0503 | CLA3,11,52 | 2 | 0 |
| 0504 | CLA4,7,9,17,27 | 0 | 0 |
| 0505 | CLA5,29,43 | 0 | 2 |
| 0506 | CLA6 | 1 | 2 |
| 0510 | CLA10,38,39 | 1 | 0 |
| 0512 | CLA12,26 | 0 | 0 |
| 0513 | CLA13,14 | 0 | 1 |
| 0515 | CLA15 | 1 | 1 |
| 0516 | CLA16 | 1 | 0 |
| 0518 | CLA18 | 0 | 0 |
| 0519 | CLA19,20,24 | 1 | 0 |
| 0521 | CLA21 | 0 | 2 |
| 0522 | CLA22,51 | 0 | 1 |
| 0523 | CLA23 | 2 | 0 |
| 0525 | CLA25,34,36,49 | 0 | 0 |
| 0528 | CLA28,47 | 0 | 0 |
| 0530 | CLA30 | 0 | 0 |
| 0531 | CLA31 | 2 | 0 |
| 0532 | CLA32,37 | 1 | 0 |
| 0533 | CLA33,42,45 | 0 | 0 |
| 0535 | CLA35 | 1 | 1 |
| 0540 | CLA40 | 0 | 0 |
| 0541 | CLA41 | 0 | 0 |
| 0546 | CLA46,48 | 3 | 0 |
| 0550 | CLA50 | 1 | 0 |

(LIBERTARIAN)

VOTES PERCENT

WITH 4 OF 4 REPORTING

U.S. REPRESENTATIVE DISTRICT 1

(Vote for) 1

01 = ROBB E. CUNNINGHAM

5 100.00

01

| | | | |
|------|------------|---|--|
| 0501 | CLA1 | 0 | |
| 0505 | CLA5,29,43 | 2 | |
| 0521 | CLA21 | 2 | |
| 0522 | CLA22,51 | 1 | |

(LIBERTARIAN)

VOTES PERCENT

WITH 23 OF 23 REPORTING

U.S. REPRESENTATIVE DISTRICT 2

(Vote for) 1

01 = JIM HIGGINS

22 100.00

01

| | | | |
|------|----------------|---|--|
| 0502 | CLA2,8,44 | 1 | |
| 0503 | CLA3,11,52 | 2 | |
| 0504 | CLA4,7,9,17,27 | 0 | |
| 0506 | CLA6 | 3 | |
| 0510 | CLA10,38,39 | 1 | |
| 0512 | CLA12,26 | 0 | |
| 0513 | CLA13,14 | 1 | |
| 0515 | CLA15 | 2 | |
| 0516 | CLA16 | 1 | |
| 0518 | CLA18 | 0 | |
| 0519 | CLA19,20,24 | 1 | |
| 0523 | CLA23 | 2 | |
| 0525 | CLA25,34,36,49 | 0 | |
| 0528 | CLA28,47 | 0 | |
| 0530 | CLA30 | 0 | |
| 0531 | CLA31 | 2 | |
| 0532 | CLA32,37 | 0 | |
| 0533 | CLA33,42,45 | 0 | |
| 0535 | CLA35 | 2 | |
| 0540 | CLA40 | 0 | |
| 0541 | CLA41 | 0 | |
| 0546 | CLA46,48 | 3 | |
| 0550 | CLA50 | 1 | |

(LIBERTARIAN)

VOTES PERCENT

WITH 27 OF 27 REPORTING

GOVERNOR

(Vote for) 1

01 = CISSE W. SPRAGINS

26 100.00

01

| | | | |
|------|------|---|--|
| 0501 | CLA1 | 0 | |
|------|------|---|--|

0502 CLA2,8,44 1
 0503 CLA3,11,52 2
 0504 CLA4,7,9,17,27 0
 0505 CLA5,29,43 2
 0506 CLA6 2
 0510 CLA10,38,39 1
 0512 CLA12,26 0
 0513 CLA13,14 1
 0515 CLA15 2
 0516 CLA16 1
 0518 CLA18 0
 0519 CLA19,20,24 1
 0521 CLA21 2
 0522 CLA22,51 1
 0523 CLA23 2
 0525 CLA25,34,36,49 0
 0528 CLA28,47 0
 0530 CLA30 0
 0531 CLA31 2
 0532 CLA32,37 0
 0533 CLA33,42,45 0
 0535 CLA35 2
 0540 CLA40 0
 0541 CLA41 0
 0546 CLA46,48 3
 0550 CLA50 1

(LIBERTARIAN)

WITH 27 OF 27 REPORTING

LIEUTENANT GOVERNOR
 (Vote for) 1
 01 = STEVEN R. HEDRICK 27 100.00

 01

0501 CLA1 0
 0502 CLA2,8,44 1
 0503 CLA3,11,52 2
 0504 CLA4,7,9,17,27 0
 0505 CLA5,29,43 2
 0506 CLA6 3
 0510 CLA10,38,39 1
 0512 CLA12,26 0
 0513 CLA13,14 1
 0515 CLA15 2
 0516 CLA16 1
 0518 CLA18 0
 0519 CLA19,20,24 1
 0521 CLA21 2
 0522 CLA22,51 1
 0523 CLA23 2
 0525 CLA25,34,36,49 0
 0528 CLA28,47 0
 0530 CLA30 0
 0531 CLA31 2
 0532 CLA32,37 0
 0533 CLA33,42,45 0
 0535 CLA35 2
 0540 CLA40 0
 0541 CLA41 0
 0546 CLA46,48 3
 0550 CLA50 1

(LIBERTARIAN)

WITH 27 OF 27 REPORTING

SECRETARY OF STATE
 (Vote for) 1
 01 = CHRIS MORRILL 27 100.00

 01

0501 CLA1 0
 0502 CLA2,8,44 1
 0503 CLA3,11,52 2
 0504 CLA4,7,9,17,27 0
 0505 CLA5,29,43 2
 0506 CLA6 3
 0510 CLA10,38,39 1
 0512 CLA12,26 0
 0513 CLA13,14 1
 0515 CLA15 2
 0516 CLA16 1
 0518 CLA18 0
 0519 CLA19,20,24 1
 0521 CLA21 2
 0522 CLA22,51 1
 0523 CLA23 2
 0525 CLA25,34,36,49 0
 0528 CLA28,47 0
 0530 CLA30 0
 0531 CLA31 2
 0532 CLA32,37 0
 0533 CLA33,42,45 0
 0535 CLA35 2
 0540 CLA40 0
 0541 CLA41 0
 0546 CLA46,48 3
 0550 CLA50 1

(LIBERTARIAN)

WITH 27 OF 27 REPORTING

STATE TREASURER
 (Vote for) 1
 01 = SEAN O'TOOLE 27 100.00

 01

0501 CLA1 0
 0502 CLA2,8,44 1
 0503 CLA3,11,52 2
 0504 CLA4,7,9,17,27 0
 0505 CLA5,29,43 2
 0506 CLA6 3
 0510 CLA10,38,39 1

0512 CLA12,26 0
 0513 CLA13,14 1
 0515 CLA15 2
 0516 CLA16 1
 0518 CLA18 0
 0519 CLA19,20,24 1
 0521 CLA21 2
 0522 CLA22,51 1
 0523 CLA23 2
 0525 CLA25,34,36,49 0
 0528 CLA28,47 0
 0530 CLA30 0
 0531 CLA31 2
 0532 CLA32,37 0
 0533 CLA33,42,45 0
 0535 CLA35 2
 0540 CLA40 0
 0541 CLA41 0
 0546 CLA46,48 3
 0550 CLA50 1

(LIBERTARIAN)

VOTES PERCENT WITH 27 OF 27 REPORTING

ATTORNEY GENERAL
 (Vote for) 1
 01 = NO CANDIDATE FILED

 01

0501 CLA1 0
 0502 CLA2,8,44 0
 0503 CLA3,11,52 0
 0504 CLA4,7,9,17,27 0
 0505 CLA5,29,43 0
 0506 CLA6 0
 0510 CLA10,38,39 0
 0512 CLA12,26 0
 0513 CLA13,14 0
 0515 CLA15 0
 0516 CLA16 0
 0518 CLA18 0
 0519 CLA19,20,24 0
 0521 CLA21 0
 0522 CLA22,51 0
 0523 CLA23 0
 0525 CLA25,34,36,49 0
 0528 CLA28,47 0
 0530 CLA30 0
 0531 CLA31 0
 0532 CLA32,37 0
 0533 CLA33,42,45 0
 0535 CLA35 0
 0540 CLA40 0
 0541 CLA41 0
 0546 CLA46,48 0
 0550 CLA50 0

(LIBERTARIAN)

VOTES PERCENT WITH 6 OF 6 REPORTING

STATE SENATOR DISTRICT 1
 (Vote for) 1
 01 = NO CANDIDATE FILED

 01

0521 CLA21 0
 0522 CLA22,51 0
 0523 CLA23 0
 0541 CLA41 0
 0546 CLA46,48 0
 0550 CLA50 0

(LIBERTARIAN)

VOTES PERCENT WITH 2 OF 2 REPORTING

STATE SENATOR DISTRICT 15
 (Vote for) 1
 01 = NO CANDIDATE FILED

 01

0506 CLA6 0
 0515 CLA15 0

(LIBERTARIAN)

VOTES PERCENT WITH 9 OF 9 REPORTING

STATE REPRESENTATIVE DISTRICT 83
 (Vote for) 1
 01 = ANDREW BOLIN

 01

0510 CLA10,38,39 1
 0521 CLA21 2
 0522 CLA22,51 1
 0523 CLA23 2
 0531 CLA31 2
 0535 CLA35 2
 0541 CLA41 0
 0546 CLA46,48 3
 0550 CLA50 1

(LIBERTARIAN)

VOTES PERCENT WITH 12 OF 12 REPORTING

STATE REPRESENTATIVE DISTRICT 87
 (Vote for) 1
 01 = NO CANDIDATE FILED

 01

0501 CLA1 0
 0502 CLA2,8,44 0
 0503 CLA3,11,52 0

0504 CLA4,7,9,17,27 0
 0505 CLA5,29,43 0
 0512 CLA12,26 0
 0513 CLA13,14 0
 0518 CLA18 0
 0519 CLA19,20,24 0
 0530 CLA30 0
 0532 CLA32,37 0
 0540 CLA40 0

(LIBERTARIAN)

WITH 2 OF 2 REPORTING

STATE REPRESENTATIVE DISTRICT 88

VOTES PERCENT

(Vote for) 1
 01 = STEVEN E. ROBNAK 0

 01

0516 CLA16 0
 0528 CLA28,47 0

(LIBERTARIAN)

WITH 1 OF 1 REPORTING

STATE REPRESENTATIVE DISTRICT 89

VOTES PERCENT

(Vote for) 1
 01 = NO CANDIDATE FILED 0

 01

0525 CLA25,34,36,49 0

(LIBERTARIAN)

WITH 3 OF 3 REPORTING

STATE REPRESENTATIVE DISTRICT 90

VOTES PERCENT

(Vote for) 1
 01 = NO CANDIDATE FILED 0

 01

0506 CLA6 0
 0515 CLA15 0
 0533 CLA33,42,45 0

(LIBERTARIAN)

WITH 27 OF 27 REPORTING

COMMITTEEMAN CLAYTON TOWNSHIP

VOTES PERCENT

(Vote for) 1
 01 = NO CANDIDATE FILED 0
 02 = *SEE OFFICIAL WRITE-IN REPORT 3 100.00

 01 02

0501 CLA1 0 0
 0502 CLA2,8,44 0 1
 0503 CLA3,11,52 0 0
 0504 CLA4,7,9,17,27 0 0
 0505 CLA5,29,43 0 0
 0506 CLA6 0 0
 0510 CLA10,38,39 0 1
 0512 CLA12,26 0 0
 0513 CLA13,14 0 0
 0515 CLA15 0 0
 0516 CLA16 0 0
 0518 CLA18 0 0
 0519 CLA19,20,24 0 0
 0521 CLA21 0 0
 0522 CLA22,51 0 0
 0523 CLA23 0 0
 0525 CLA25,34,36,49 0 0
 0528 CLA28,47 0 0
 0530 CLA30 0 0
 0531 CLA31 0 0
 0532 CLA32,37 0 0
 0533 CLA33,42,45 0 0
 0535 CLA35 0 0
 0540 CLA40 0 0
 0541 CLA41 0 0
 0546 CLA46,48 0 1
 0550 CLA50 0 0

(LIBERTARIAN)

WITH 27 OF 27 REPORTING

COMMITTEEWOMAN CLAYTON TOWNSHIP

VOTES PERCENT

(Vote for) 1
 01 = NO CANDIDATE FILED 0
 02 = *SEE OFFICIAL WRITE-IN REPORT 2 100.00

 01 02

0501 CLA1 0 0
 0502 CLA2,8,44 0 1
 0503 CLA3,11,52 0 0
 0504 CLA4,7,9,17,27 0 0
 0505 CLA5,29,43 0 0
 0506 CLA6 0 0
 0510 CLA10,38,39 0 1
 0512 CLA12,26 0 0
 0513 CLA13,14 0 0
 0515 CLA15 0 0
 0516 CLA16 0 0
 0518 CLA18 0 0
 0519 CLA19,20,24 0 0
 0521 CLA21 0 0
 0522 CLA22,51 0 0
 0523 CLA23 0 0
 0525 CLA25,34,36,49 0 0
 0528 CLA28,47 0 0
 0530 CLA30 0 0
 0531 CLA31 0 0
 0532 CLA32,37 0 0
 0533 CLA33,42,45 0 0
 0535 CLA35 0 0

0540 CLA40 0 0
0541 CLA41 0 0
0546 CLA46,48 0 0
0550 CLA50 0 0

(CONSTITUTION)

VOTES PERCENT WITH 27 OF 27 REPORTING

U.S. SENATE
(Vote for) 1
01 = FRED RYMAN

3 100.00

01

0501 CLA1 0
0502 CLA2,8,44 0
0503 CLA3,11,52 1
0504 CLA4,7,9,17,27 0
0505 CLA5,29,43 0
0506 CLA6 0
0510 CLA10,38,39 0
0512 CLA12,26 0
0513 CLA13,14 0
0515 CLA15 0
0516 CLA16 0
0518 CLA18 0
0519 CLA19,20,24 0
0521 CLA21 0
0522 CLA22,51 0
0523 CLA23 0
0525 CLA25,34,36,49 0
0528 CLA28,47 0
0530 CLA30 0
0531 CLA31 0
0532 CLA32,37 0
0533 CLA33,42,45 1
0535 CLA35 1
0540 CLA40 0
0541 CLA41 0
0546 CLA46,48 0
0550 CLA50 0

(CONSTITUTION)

VOTES PERCENT WITH 4 OF 4 REPORTING

U.S. REPRESENTATIVE DISTRICT 1
(Vote for) 1
01 = NO CANDIDATE FILED

0

01

0501 CLA1 0
0505 CLA5,29,43 0
0521 CLA21 0
0522 CLA22,51 0

(CONSTITUTION)

VOTES PERCENT WITH 23 OF 23 REPORTING

U.S. REPRESENTATIVE DISTRICT 2
(Vote for) 1
01 = NO CANDIDATE FILED

0

01

0502 CLA2,8,44 0
0503 CLA3,11,52 0
0504 CLA4,7,9,17,27 0
0506 CLA6 0
0510 CLA10,38,39 0
0512 CLA12,26 0
0513 CLA13,14 0
0515 CLA15 0
0516 CLA16 0
0518 CLA18 0
0519 CLA19,20,24 0
0523 CLA23 0
0525 CLA25,34,36,49 0
0528 CLA28,47 0
0530 CLA30 0
0531 CLA31 0
0532 CLA32,37 0
0533 CLA33,42,45 0
0535 CLA35 0
0540 CLA40 0
0541 CLA41 0
0546 CLA46,48 0
0550 CLA50 0

(CONSTITUTION)

VOTES PERCENT WITH 27 OF 27 REPORTING

GOVERNOR
(Vote for) 1
01 = NO CANDIDATE FILED

0

01

0501 CLA1 0
0502 CLA2,8,44 0
0503 CLA3,11,52 0
0504 CLA4,7,9,17,27 0
0505 CLA5,29,43 0
0506 CLA6 0
0510 CLA10,38,39 0
0512 CLA12,26 0
0513 CLA13,14 0
0515 CLA15 0
0516 CLA16 0
0518 CLA18 0
0519 CLA19,20,24 0
0521 CLA21 0
0522 CLA22,51 0
0523 CLA23 0
0525 CLA25,34,36,49 0
0528 CLA28,47 0
0530 CLA30 0

0531 CLA31 0
 0532 CLA32,37 0
 0533 CLA33,42,45 0
 0535 CLA35 0
 0540 CLA40 0
 0541 CLA41 0
 0546 CLA46,48 0
 0550 CLA50 0

(CONSTITUTION)

VOTES PERCENT WITH 27 OF 27 REPORTING

LIEUTENANT GOVERNOR
 (Vote for) 1
 01 = NO CANDIDATE FILED

0

 01

0501 CLA1 0
 0502 CLA2,8,44 0
 0503 CLA3,11,52 0
 0504 CLA4,7,9,17,27 0
 0505 CLA5,29,43 0
 0506 CLA6 0
 0510 CLA10,38,39 0
 0512 CLA12,26 0
 0513 CLA13,14 0
 0515 CLA15 0
 0516 CLA16 0
 0518 CLA18 0
 0519 CLA19,20,24 0
 0521 CLA21 0
 0522 CLA22,51 0
 0523 CLA23 0
 0525 CLA25,34,36,49 0
 0528 CLA28,47 0
 0530 CLA30 0
 0531 CLA31 0
 0532 CLA32,37 0
 0533 CLA33,42,45 0
 0535 CLA35 0
 0540 CLA40 0
 0541 CLA41 0
 0546 CLA46,48 0
 0550 CLA50 0

(CONSTITUTION)

VOTES PERCENT WITH 27 OF 27 REPORTING

SECRETARY OF STATE
 (Vote for) 1
 01 = NO CANDIDATE FILED

0

 01

0501 CLA1 0
 0502 CLA2,8,44 0
 0503 CLA3,11,52 0
 0504 CLA4,7,9,17,27 0
 0505 CLA5,29,43 0
 0506 CLA6 0
 0510 CLA10,38,39 0
 0512 CLA12,26 0
 0513 CLA13,14 0
 0515 CLA15 0
 0516 CLA16 0
 0518 CLA18 0
 0519 CLA19,20,24 0
 0521 CLA21 0
 0522 CLA22,51 0
 0523 CLA23 0
 0525 CLA25,34,36,49 0
 0528 CLA28,47 0
 0530 CLA30 0
 0531 CLA31 0
 0532 CLA32,37 0
 0533 CLA33,42,45 0
 0535 CLA35 0
 0540 CLA40 0
 0541 CLA41 0
 0546 CLA46,48 0
 0550 CLA50 0

(CONSTITUTION)

VOTES PERCENT WITH 27 OF 27 REPORTING

STATE TREASURER
 (Vote for) 1
 01 = NO CANDIDATE FILED

0

 01

0501 CLA1 0
 0502 CLA2,8,44 0
 0503 CLA3,11,52 0
 0504 CLA4,7,9,17,27 0
 0505 CLA5,29,43 0
 0506 CLA6 0
 0510 CLA10,38,39 0
 0512 CLA12,26 0
 0513 CLA13,14 0
 0515 CLA15 0
 0516 CLA16 0
 0518 CLA18 0
 0519 CLA19,20,24 0
 0521 CLA21 0
 0522 CLA22,51 0
 0523 CLA23 0
 0525 CLA25,34,36,49 0
 0528 CLA28,47 0
 0530 CLA30 0
 0531 CLA31 0
 0532 CLA32,37 0
 0533 CLA33,42,45 0
 0535 CLA35 0
 0540 CLA40 0
 0541 CLA41 0

0546 CLA46,48 0
0550 CLA50 0

(CONSTITUTION)

VOTES PERCENT WITH 27 OF 27 REPORTING

ATTORNEY GENERAL
(Vote for) 1
01 = NO CANDIDATE FILED 0

01

0501 CLA1 0
0502 CLA2,8,44 0
0503 CLA3,11,52 0
0504 CLA4,7,9,17,27 0
0505 CLA5,29,43 0
0506 CLA6 0
0510 CLA10,38,39 0
0512 CLA12,26 0
0513 CLA13,14 0
0515 CLA15 0
0516 CLA16 0
0518 CLA18 0
0519 CLA19,20,24 0
0521 CLA21 0
0522 CLA22,51 0
0523 CLA23 0
0525 CLA25,34,36,49 0
0528 CLA28,47 0
0530 CLA30 0
0531 CLA31 0
0532 CLA32,37 0
0533 CLA33,42,45 0
0535 CLA35 0
0540 CLA40 0
0541 CLA41 0
0546 CLA46,48 0
0550 CLA50 0

(CONSTITUTION)

VOTES PERCENT WITH 6 OF 6 REPORTING

STATE SENATOR DISTRICT 1
(Vote for) 1
01 = NO CANDIDATE FILED 0

01

0521 CLA21 0
0522 CLA22,51 0
0523 CLA23 0
0541 CLA41 0
0546 CLA46,48 0
0550 CLA50 0

(CONSTITUTION)

VOTES PERCENT WITH 2 OF 2 REPORTING

STATE SENATOR DISTRICT 15
(Vote for) 1
01 = NO CANDIDATE FILED 0

01

0506 CLA6 0
0515 CLA15 0

(CONSTITUTION)

VOTES PERCENT WITH 9 OF 9 REPORTING

STATE REPRESENTATIVE DISTRICT 83
(Vote for) 1
01 = NO CANDIDATE FILED 0

01

0510 CLA10,38,39 0
0521 CLA21 0
0522 CLA22,51 0
0523 CLA23 0
0531 CLA31 0
0535 CLA35 0
0541 CLA41 0
0546 CLA46,48 0
0550 CLA50 0

(CONSTITUTION)

VOTES PERCENT WITH 12 OF 12 REPORTING

STATE REPRESENTATIVE DISTRICT 87
(Vote for) 1
01 = NO CANDIDATE FILED 0

01

0501 CLA1 0
0502 CLA2,8,44 0
0503 CLA3,11,52 0
0504 CLA4,7,9,17,27 0
0505 CLA5,29,43 0
0512 CLA12,26 0
0513 CLA13,14 0
0518 CLA18 0
0519 CLA19,20,24 0
0530 CLA30 0
0532 CLA32,37 0
0540 CLA40 0

(CONSTITUTION)

VOTES PERCENT WITH 2 OF 2 REPORTING

STATE REPRESENTATIVE DISTRICT 88
(Vote for) 1
01 = NO CANDIDATE FILED 0

01

0516 CLA16 ----- 0
 0528 CLA28,47 ----- 0

=====

(CONSTITUTION) VOTES PERCENT WITH 1 OF 1 REPORTING

STATE REPRESENTATIVE DISTRICT 89
 (Vote for) 1
 01 = NO CANDIDATE FILED ----- 0
 ----- 01
 ----- 0

0525 CLA25,34,36,49 ----- 0

=====

(CONSTITUTION) VOTES PERCENT WITH 3 OF 3 REPORTING

STATE REPRESENTATIVE DISTRICT 90
 (Vote for) 1
 01 = NO CANDIDATE FILED ----- 0
 ----- 01
 ----- 0

0506 CLA6 ----- 0
 0515 CLA15 ----- 0
 0533 CLA33,42,45 ----- 0

=====

(CONSTITUTION) VOTES PERCENT WITH 27 OF 27 REPORTING

COMMITTEEMAN CLAYTON TOWNSHIP
 (Vote for) 1
 01 = NO CANDIDATE FILED ----- 0
 02 = *SEE OFFICIAL WRITE-IN REPORT ----- 0
 ----- 01 02
 ----- 0 0

0501 CLA1 ----- 0 0
 0502 CLA2,8,44 ----- 0 0
 0503 CLA3,11,52 ----- 0 0
 0504 CLA4,7,9,17,27 ----- 0 0
 0505 CLA5,29,43 ----- 0 0
 0506 CLA6 ----- 0 0
 0510 CLA10,38,39 ----- 0 0
 0512 CLA12,26 ----- 0 0
 0513 CLA13,14 ----- 0 0
 0515 CLA15 ----- 0 0
 0516 CLA16 ----- 0 0
 0518 CLA18 ----- 0 0
 0519 CLA19,20,24 ----- 0 0
 0521 CLA21 ----- 0 0
 0522 CLA22,51 ----- 0 0
 0523 CLA23 ----- 0 0
 0525 CLA25,34,36,49 ----- 0 0
 0528 CLA28,47 ----- 0 0
 0530 CLA30 ----- 0 0
 0531 CLA31 ----- 0 0
 0532 CLA32,37 ----- 0 0
 0533 CLA33,42,45 ----- 0 0
 0535 CLA35 ----- 0 0
 0540 CLA40 ----- 0 0
 0541 CLA41 ----- 0 0
 0546 CLA46,48 ----- 0 0
 0550 CLA50 ----- 0 0

=====

(CONSTITUTION) VOTES PERCENT WITH 27 OF 27 REPORTING

COMMITTEEWOMAN CLAYTON TOWNSHIP
 (Vote for) 1
 01 = NO CANDIDATE FILED ----- 0
 02 = *SEE OFFICIAL WRITE-IN REPORT ----- 0
 ----- 01 02
 ----- 0 0

0501 CLA1 ----- 0 0
 0502 CLA2,8,44 ----- 0 0
 0503 CLA3,11,52 ----- 0 0
 0504 CLA4,7,9,17,27 ----- 0 0
 0505 CLA5,29,43 ----- 0 0
 0506 CLA6 ----- 0 0
 0510 CLA10,38,39 ----- 0 0
 0512 CLA12,26 ----- 0 0
 0513 CLA13,14 ----- 0 0
 0515 CLA15 ----- 0 0
 0516 CLA16 ----- 0 0
 0518 CLA18 ----- 0 0
 0519 CLA19,20,24 ----- 0 0
 0521 CLA21 ----- 0 0
 0522 CLA22,51 ----- 0 0
 0523 CLA23 ----- 0 0
 0525 CLA25,34,36,49 ----- 0 0
 0528 CLA28,47 ----- 0 0
 0530 CLA30 ----- 0 0
 0531 CLA31 ----- 0 0
 0532 CLA32,37 ----- 0 0
 0533 CLA33,42,45 ----- 0 0
 0535 CLA35 ----- 0 0
 0540 CLA40 ----- 0 0
 0541 CLA41 ----- 0 0
 0546 CLA46,48 ----- 0 0
 0550 CLA50 ----- 0 0

=====

(NONPARTISAN) VOTES PERCENT WITH 2 OF 2 REPORTING VOTES PERCENT

COUNCIL MEMBER KIRKWOOD
 (Vote for) 1
 01 = GERRY (GERARD) BIEDENSTEIN ----- 236 43.87
 02 = MARK ZIMMER ----- 299 55.58
 03 = INVALID WRITE-IN ----- 3 .56
 ----- 01 02 03
 ----- 143 209 1
 0506 CLA6 ----- 93 90 2
 0515 CLA15 -----

(NONPARTISAN)

WITH 4 OF 4 REPORTING

VOTES PERCENT

ROCK HILL - PROPOSITION V
OUT OF STATE SALES TAX - CONTINUATION

(Vote for) 1
01 = YES
02 = NO

658 75.89
209 24.11

| | 01 | 02 |
|---------------|-----|----|
| 0518 CLA18 | 2 | 1 |
| 0522 CLA22,51 | 284 | 88 |
| 0523 CLA23 | 254 | 76 |
| 0550 CLA50 | 118 | 44 |

WE, THE BOARD OF ELECTION COMMISSIONERS OF ST. LOUIS COUNTY, MISSOURI, ACTING AS THE VERIFICATION BOARD PURSUANT TO SECTION 115.507, RSMo, HEREBY CERTIFY THE FOREGOING TO BE A TRUE AND CORRECT ABSTRACT OF VOTES CAST FOR THE CANDIDATES AND ISSUES AT THE PRIMARY ELECTION HELD IN ST. LOUIS COUNTY, MISSOURI, ON AUGUST 2, 2016. IN TESTIMONY WHEREOF, WE HAVE HEREUNTO SET OUR HAND AT OUR OFFICE IN MAPLEWOOD, ST. LOUIS COUNTY, MISSOURI, ON AUGUST 16, 2016.

Richard H. Kellett
RICHARD H. KELLETT, CHAIRMAN

John W. Maupin
JOHN W. MAUPIN, SECRETARY

Trudi McCollum Foushee
TRUDI MCCOLLUM FOUSHEE, COMMISSIONER

John P. King
JOHN P. KING, COMMISSIONER



| | | WITH 32 OF 32 PRECINCTS REPORTING | | | | | | | | TOTAL | PERCENT | | |
|--------------------------------|--|-----------------------------------|---------|----------------------------------|------|----|----|----|-------|-------|---------|-------|---------|
| | | TOTAL | PERCENT | | | | | | | | | TOTAL | PERCENT |
| 01 = REGISTERED VOTERS - TOTAL | | 25,975 | | 05 = BALLOTS CAST - LIBERTARIAN | | | | | | 33 | .49 | | |
| 02 = BALLOTS CAST - TOTAL | | 6,730 | | 06 = BALLOTS CAST - CONSTITUTION | | | | | | 12 | .18 | | |
| 03 = BALLOTS CAST - DEMOCRATIC | | 2,506 | 37.24 | 07 = BALLOTS CAST - NONPARTISAN | | | | | | 0 | | | |
| 04 = BALLOTS CAST - REPUBLICAN | | 4,179 | 62.10 | 08 = VOTER TURNOUT - TOTAL | | | | | | 25.91 | | | |
| | | 01 | 02 | 03 | 04 | 05 | 06 | 07 | 08 | | | | |
| 0601 CON1 | | 819 | .349 | .86 | .261 | .1 | .1 | .0 | 42.61 | | | | |
| 0602 CON2 | | 1028 | .246 | .105 | .140 | .1 | .0 | .0 | 23.93 | | | | |
| 0603 CON3,41 | | 938 | .289 | .57 | .232 | .0 | .0 | .0 | 30.81 | | | | |
| 0604 CON4 | | 1554 | .351 | .157 | .187 | .6 | .1 | .0 | 22.59 | | | | |
| 0605 CON5 | | 1190 | .272 | .140 | .132 | .0 | .0 | .0 | 22.86 | | | | |
| 0606 CON6 | | 24 | .13 | .6 | .6 | .1 | .0 | .0 | 54.17 | | | | |
| 0607 CON7,19,20,50,51 | | 986 | .249 | .109 | .140 | .0 | .0 | .0 | 25.25 | | | | |
| 0608 CON8,27 | | 1442 | .329 | .152 | .174 | .1 | .2 | .0 | 22.82 | | | | |
| 0609 CON9,23 | | 1194 | .271 | .131 | .140 | .0 | .0 | .0 | 22.70 | | | | |
| 0610 CON10 | | 1561 | .376 | .146 | .227 | .2 | .1 | .0 | 24.09 | | | | |
| 0611 CON11,12,16 | | 924 | .205 | .84 | .119 | .2 | .0 | .0 | 22.19 | | | | |
| 0613 CON13,49 | | 1364 | .369 | .162 | .202 | .2 | .3 | .0 | 27.05 | | | | |
| 0614 CON14,33,39 | | 395 | .111 | .37 | .73 | .1 | .0 | .0 | 28.10 | | | | |
| 0615 CON15 | | 147 | .46 | .18 | .28 | .0 | .0 | .0 | 31.29 | | | | |
| 0617 CON17 | | 541 | .132 | .52 | .78 | .1 | .1 | .0 | 24.40 | | | | |
| 0618 CON18 | | 994 | .235 | .71 | .163 | .1 | .0 | .0 | 23.64 | | | | |
| 0621 CON21,22 | | 1508 | .304 | .119 | .184 | .0 | .1 | .0 | 20.16 | | | | |
| 0624 CON24,44 | | 561 | .191 | .48 | .141 | .2 | .0 | .0 | 34.05 | | | | |
| 0625 CON25,31,48 | | 1595 | .484 | .105 | .377 | .2 | .0 | .0 | 30.34 | | | | |
| 0626 CON26,36,37,38 | | 1120 | .267 | .106 | .160 | .1 | .0 | .0 | 23.84 | | | | |
| 0628 CON28 | | 348 | .95 | .30 | .64 | .0 | .1 | .0 | 27.30 | | | | |
| 0629 CON29 | | 15 | .0 | .0 | .0 | .0 | .0 | .0 | .00 | | | | |
| 0630 CON30 | | 778 | .217 | .90 | .126 | .0 | .1 | .0 | 27.89 | | | | |
| 0632 CON32 | | 564 | .132 | .59 | .72 | .1 | .0 | .0 | 23.40 | | | | |
| 0634 CON34 | | 324 | .74 | .44 | .39 | .1 | .0 | .0 | 25.93 | | | | |
| 0635 CON35 | | 279 | .74 | .41 | .33 | .0 | .0 | .0 | 26.52 | | | | |
| 0640 CON40 | | 386 | .103 | .22 | .80 | .1 | .0 | .0 | 26.68 | | | | |
| 0642 CON42 | | 940 | .257 | .94 | .161 | .2 | .0 | .0 | 27.34 | | | | |
| 0643 CON43 | | 1088 | .364 | .129 | .232 | .3 | .0 | .0 | 33.46 | | | | |
| 0645 CON45 | | 317 | .62 | .27 | .35 | .0 | .0 | .0 | 19.56 | | | | |
| 0646 CON46 | | 505 | .126 | .38 | .88 | .0 | .0 | .0 | 24.95 | | | | |
| 0647 CON47,52 | | 546 | .127 | .41 | .85 | .1 | .0 | .0 | 23.26 | | | | |

| (DEMOCRATIC) | | VOTES PERCENT | | WITH 32 OF 32 REPORTING | | | | VOTES PERCENT | |
|-----------------------|--|---------------|-------|-------------------------|--|--|--|---------------|-------|
| U.S. SENATE | | | | | | | | | |
| (Vote for) 1 | | | | | | | | | |
| 01 = CHIEF WANA DUBIE | | 169 | 7.07 | 03 = JASON KANDER | | | | 1,793 | 75.05 |
| 02 = CORI BUSH | | 278 | 11.64 | 04 = ROBERT MACK | | | | 149 | 6.24 |

| | | 01 | 02 | 03 | 04 |
|-----------------------|--|----|----|-----|----|
| 0601 CON1 | | 4 | 13 | 55 | 3 |
| 0602 CON2 | | 11 | 8 | 72 | 8 |
| 0603 CON3,41 | | 3 | 3 | 46 | 3 |
| 0604 CON4 | | 10 | 21 | 107 | 11 |
| 0605 CON5 | | 5 | 14 | 97 | 18 |
| 0606 CON6 | | 1 | 1 | 3 | 1 |
| 0607 CON7,19,20,50,51 | | 3 | 12 | 74 | 11 |
| 0608 CON8,27 | | 10 | 11 | 119 | 9 |
| 0609 CON9,23 | | 8 | 19 | 92 | 6 |
| 0610 CON10 | | 7 | 16 | 108 | 6 |
| 0611 CON11,12,16 | | 9 | 10 | 56 | 6 |
| 0613 CON13,49 | | 20 | 21 | 114 | 5 |
| 0614 CON14,33,39 | | 2 | 5 | 28 | 1 |
| 0615 CON15 | | 1 | 1 | 12 | 2 |
| 0617 CON17 | | 6 | 4 | 39 | 3 |
| 0618 CON18 | | 5 | 4 | 55 | 3 |
| 0621 CON21,22 | | 7 | 12 | 90 | 5 |
| 0624 CON24,44 | | 2 | 4 | 41 | 0 |
| 0625 CON25,31,48 | | 3 | 13 | 80 | 4 |
| 0626 CON26,36,37,38 | | 9 | 12 | 71 | 8 |
| 0628 CON28 | | 0 | 3 | 22 | 4 |
| 0629 CON29 | | 0 | 0 | 0 | 0 |
| 0630 CON30 | | 6 | 11 | 66 | 2 |
| 0632 CON32 | | 1 | 11 | 40 | 4 |
| 0634 CON34 | | 2 | 6 | 32 | 3 |
| 0635 CON35 | | 2 | 10 | 23 | 5 |
| 0640 CON40 | | 3 | 3 | 12 | 2 |
| 0642 CON42 | | 11 | 6 | 70 | 4 |
| 0643 CON43 | | 11 | 15 | 91 | 5 |
| 0645 CON45 | | 3 | 2 | 18 | 3 |
| 0646 CON46 | | 0 | 1 | 33 | 1 |
| 0647 CON47,52 | | 4 | 6 | 27 | 3 |

| (DEMOCRATIC) | | VOTES PERCENT | | WITH 32 OF 32 REPORTING | | | |
|--------------------------------|--|---------------|--------|-------------------------|--|--|--|
| U.S. REPRESENTATIVE DISTRICT 2 | | | | | | | |
| (Vote for) 1 | | | | | | | |
| 01 = BILL OTTO | | 2,191 | 100.00 | | | | |

| | | 01 |
|-----------------------|--|-----|
| 0601 CON1 | | 74 |
| 0602 CON2 | | 93 |
| 0603 CON3,41 | | 52 |
| 0604 CON4 | | 133 |
| 0605 CON5 | | 127 |
| 0606 CON6 | | 5 |
| 0607 CON7,19,20,50,51 | | 92 |
| 0608 CON8,27 | | 136 |
| 0609 CON9,23 | | 106 |
| 0610 CON10 | | 131 |
| 0611 CON11,12,16 | | 80 |
| 0613 CON13,49 | | 156 |
| 0614 CON14,33,39 | | 34 |
| 0615 CON15 | | 13 |
| 0617 CON17 | | 43 |
| 0618 CON18 | | 65 |
| 0621 CON21,22 | | 102 |
| 0624 CON24,44 | | 44 |

0625 CON25,31,48 88
 0626 CON26,36,37,38 90
 0628 CON28 24
 0629 CON29 0
 0630 CON30 80
 0632 CON32 50
 0634 CON34 39
 0635 CON35 33
 0640 CON40 20
 0642 CON42 76
 0643 CON43 110
 0645 CON45 25
 0646 CON46 34
 0647 CON47,52 36

(DEMOCRATIC)

VOTES PERCENT

WITH 32 OF 32 REPORTING

VOTES PERCENT

GOVERNOR
 (Vote for) 1
 01 = LEONARD JOSEPH STEINMAN, II 82 3.35
 02 = CHRIS KOSTER 2,128 86.89
 03 = ERIC MORRISON 150 6.12
 04 = CHARLES B. WHEELER 89 3.63

| | 01 | 02 | 03 | 04 |
|-----------------------|----|-----|----|----|
| 0601 CON1 | 8 | 69 | 4 | 3 |
| 0602 CON2 | 5 | 88 | 4 | 3 |
| 0603 CON3,41 | 3 | 49 | 1 | 2 |
| 0604 CON4 | 3 | 132 | 10 | 7 |
| 0605 CON5 | 3 | 124 | 7 | 4 |
| 0606 CON6 | 0 | 5 | 0 | 0 |
| 0607 CON7,19,20,50,51 | 4 | 93 | 7 | 3 |
| 0608 CON8,27 | 6 | 127 | 8 | 11 |
| 0609 CON9,23 | 5 | 106 | 17 | 2 |
| 0610 CON10 | 5 | 128 | 4 | 4 |
| 0611 CON11,12,16 | 7 | 68 | 4 | 4 |
| 0613 CON13,49 | 3 | 139 | 15 | 3 |
| 0614 CON14,33,39 | 1 | 33 | 2 | 0 |
| 0615 CON15 | 1 | 15 | 1 | 1 |
| 0617 CON17 | 1 | 41 | 5 | 4 |
| 0618 CON18 | 1 | 66 | 3 | 1 |
| 0621 CON21,22 | 3 | 104 | 5 | 4 |
| 0624 CON24,44 | 0 | 46 | 1 | 0 |
| 0625 CON25,31,48 | 2 | 96 | 3 | 2 |
| 0626 CON26,36,37,38 | 4 | 82 | 8 | 6 |
| 0628 CON28 | 1 | 23 | 2 | 4 |
| 0629 CON29 | 0 | 0 | 0 | 0 |
| 0630 CON30 | 1 | 80 | 3 | 3 |
| 0632 CON32 | 3 | 48 | 6 | 1 |
| 0634 CON34 | 0 | 42 | 1 | 1 |
| 0635 CON35 | 2 | 33 | 2 | 3 |
| 0640 CON40 | 1 | 14 | 5 | 1 |
| 0642 CON42 | 0 | 88 | 3 | 0 |
| 0643 CON43 | 3 | 104 | 9 | 9 |
| 0645 CON45 | 3 | 17 | 2 | 3 |
| 0646 CON46 | 1 | 35 | 2 | 0 |
| 0647 CON47,52 | 2 | 33 | 6 | 0 |

(DEMOCRATIC)

VOTES PERCENT

WITH 32 OF 32 REPORTING

VOTES PERCENT

LIEUTENANT GOVERNOR
 (Vote for) 1
 01 = WINSTON APPLE 210 8.66
 02 = RUSS CARNAHAN 2,046 84.34
 03 = TOMMIE PIERSON, SR. 170 7.01

| | 01 | 02 | 03 |
|-----------------------|----|-----|----|
| 0601 CON1 | 7 | 72 | 4 |
| 0602 CON2 | 10 | 87 | 7 |
| 0603 CON3,41 | 3 | 49 | 1 |
| 0604 CON4 | 18 | 126 | 5 |
| 0605 CON5 | 11 | 116 | 8 |
| 0606 CON6 | 1 | 5 | 0 |
| 0607 CON7,19,20,50,51 | 13 | 82 | 9 |
| 0608 CON8,27 | 11 | 129 | 8 |
| 0609 CON9,23 | 11 | 106 | 11 |
| 0610 CON10 | 14 | 122 | 5 |
| 0611 CON11,12,16 | 3 | 73 | 7 |
| 0613 CON13,49 | 19 | 127 | 14 |
| 0614 CON14,33,39 | 2 | 32 | 3 |
| 0615 CON15 | 0 | 15 | 2 |
| 0617 CON17 | 2 | 44 | 5 |
| 0618 CON18 | 6 | 58 | 5 |
| 0621 CON21,22 | 6 | 106 | 5 |
| 0624 CON24,44 | 1 | 35 | 9 |
| 0625 CON25,31,48 | 6 | 89 | 9 |
| 0626 CON26,36,37,38 | 10 | 82 | 9 |
| 0628 CON28 | 2 | 22 | 5 |
| 0629 CON29 | 0 | 0 | 0 |
| 0630 CON30 | 4 | 76 | 4 |
| 0632 CON32 | 8 | 47 | 2 |
| 0634 CON34 | 3 | 40 | 0 |
| 0635 CON35 | 6 | 32 | 3 |
| 0640 CON40 | 4 | 12 | 5 |
| 0642 CON42 | 6 | 81 | 5 |
| 0643 CON43 | 10 | 101 | 13 |
| 0645 CON45 | 5 | 18 | 2 |
| 0646 CON46 | 3 | 31 | 1 |
| 0647 CON47,52 | 5 | 31 | 4 |

(DEMOCRATIC)

VOTES PERCENT

WITH 32 OF 32 REPORTING

VOTES PERCENT

SECRETARY OF STATE
 (Vote for) 1
 01 = BILL CLINTON YOUNG 369 15.53
 02 = ROBIN SMITH 1,891 79.59
 03 = MD RABBI ALAM 116 4.88

| | 01 | 02 | 03 |
|--------------|----|-----|----|
| 0601 CON1 | 19 | 58 | 2 |
| 0602 CON2 | 17 | 79 | 6 |
| 0603 CON3,41 | 9 | 43 | 2 |
| 0604 CON4 | 29 | 112 | 8 |
| 0605 CON5 | 21 | 108 | 5 |
| 0606 CON6 | 1 | 5 | 0 |

| | | | | |
|------|------------------|----|-----|----|
| 0607 | CON7,19,20,50,51 | 23 | 74 | 4 |
| 0608 | CON8,27 | 23 | 118 | 8 |
| 0609 | CON9,23 | 20 | 91 | 11 |
| 0610 | CON10 | 21 | 117 | 2 |
| 0611 | CON11,12,16 | 20 | 55 | 7 |
| 0613 | CON13,49 | 18 | 137 | 4 |
| 0614 | CON14,33,39 | 7 | 28 | 1 |
| 0615 | CON15 | 0 | 17 | 0 |
| 0617 | CON17 | 7 | 38 | 4 |
| 0618 | CON18 | 13 | 54 | 3 |
| 0621 | CON21,22 | 14 | 95 | 5 |
| 0624 | CON24,44 | 4 | 40 | 1 |
| 0625 | CON25,31,48 | 11 | 83 | 6 |
| 0626 | CON26,36,37,38 | 14 | 81 | 4 |
| 0628 | CON28 | 1 | 25 | 2 |
| 0629 | CON29 | 0 | 0 | 0 |
| 0630 | CON30 | 11 | 70 | 4 |
| 0632 | CON32 | 3 | 52 | 1 |
| 0634 | CON34 | 6 | 33 | 2 |
| 0635 | CON35 | 11 | 26 | 2 |
| 0640 | CON40 | 4 | 14 | 2 |
| 0642 | CON42 | 12 | 70 | 2 |
| 0643 | CON43 | 20 | 88 | 11 |
| 0645 | CON45 | 3 | 19 | 2 |
| 0646 | CON46 | 3 | 30 | 1 |
| 0647 | CON47,52 | 4 | 31 | 4 |

(DEMOCRATIC)

| | | VOTES | PERCENT | WITH 32 OF 32 | REPORTING |
|-----------------|-----------|-------|---------|---------------|-----------|
| STATE TREASURER | | | | | |
| (Vote for) 1 | | | | | |
| 01 = PAT | CONTRERAS | 1,221 | 53.30 | | |
| 02 = JUDY | BAKER | 1,070 | 46.70 | | |
| | ----- | | | | |
| | 01 02 | | | | |

| | | | |
|------|------------------|----|----|
| 0601 | CON1 | 38 | 37 |
| 0602 | CON2 | 57 | 41 |
| 0603 | CON3,41 | 31 | 19 |
| 0604 | CON4 | 79 | 59 |
| 0605 | CON5 | 68 | 64 |
| 0606 | CON6 | 2 | 3 |
| 0607 | CON7,19,20,50,51 | 55 | 39 |
| 0608 | CON8,27 | 71 | 74 |
| 0609 | CON9,23 | 59 | 59 |
| 0610 | CON10 | 70 | 62 |
| 0611 | CON11,12,16 | 40 | 42 |
| 0613 | CON13,49 | 92 | 63 |
| 0614 | CON14,33,39 | 21 | 14 |
| 0615 | CON15 | 11 | 5 |
| 0617 | CON17 | 24 | 23 |
| 0618 | CON18 | 41 | 28 |
| 0621 | CON21,22 | 66 | 45 |
| 0624 | CON24,44 | 20 | 22 |
| 0625 | CON25,31,48 | 46 | 49 |
| 0626 | CON26,36,37,38 | 54 | 41 |
| 0628 | CON28 | 9 | 19 |
| 0629 | CON29 | 0 | 0 |
| 0630 | CON30 | 40 | 39 |
| 0632 | CON32 | 25 | 29 |
| 0634 | CON34 | 21 | 20 |
| 0635 | CON35 | 22 | 17 |
| 0640 | CON40 | 9 | 10 |
| 0642 | CON42 | 46 | 39 |
| 0643 | CON43 | 59 | 59 |
| 0645 | CON45 | 11 | 13 |
| 0646 | CON46 | 19 | 13 |
| 0647 | CON47,52 | 15 | 23 |

(DEMOCRATIC)

| | | VOTES | PERCENT | WITH 32 OF 32 | REPORTING |
|------------------|-----------|-------|---------|---------------|-----------|
| ATTORNEY GENERAL | | | | | |
| (Vote for) 1 | | | | | |
| 01 = JAKE | ZIMMERMAN | 1,545 | 63.92 | | |
| 02 = TERESA | HENSLEY | 872 | 36.08 | | |
| | ----- | | | | |
| | 01 02 | | | | |

| | | | |
|------|------------------|-----|----|
| 0601 | CON1 | 53 | 26 |
| 0602 | CON2 | 72 | 29 |
| 0603 | CON3,41 | 33 | 22 |
| 0604 | CON4 | 102 | 44 |
| 0605 | CON5 | 85 | 51 |
| 0606 | CON6 | 2 | 4 |
| 0607 | CON7,19,20,50,51 | 74 | 31 |
| 0608 | CON8,27 | 97 | 53 |
| 0609 | CON9,23 | 80 | 49 |
| 0610 | CON10 | 93 | 50 |
| 0611 | CON11,12,16 | 51 | 32 |
| 0613 | CON13,49 | 96 | 64 |
| 0614 | CON14,33,39 | 18 | 19 |
| 0615 | CON15 | 15 | 2 |
| 0617 | CON17 | 27 | 25 |
| 0618 | CON18 | 45 | 25 |
| 0621 | CON21,22 | 68 | 47 |
| 0624 | CON24,44 | 30 | 15 |
| 0625 | CON25,31,48 | 71 | 32 |
| 0626 | CON26,36,37,38 | 64 | 34 |
| 0628 | CON28 | 16 | 14 |
| 0629 | CON29 | 0 | 0 |
| 0630 | CON30 | 52 | 33 |
| 0632 | CON32 | 30 | 28 |
| 0634 | CON34 | 24 | 18 |
| 0635 | CON35 | 28 | 11 |
| 0640 | CON40 | 13 | 7 |
| 0642 | CON42 | 61 | 31 |
| 0643 | CON43 | 76 | 47 |
| 0645 | CON45 | 17 | 7 |
| 0646 | CON46 | 24 | 12 |
| 0647 | CON47,52 | 28 | 10 |

(DEMOCRATIC)

| | | VOTES | PERCENT | WITH 18 OF 18 | REPORTING |
|--------------------------|--|-------|---------|---------------|-----------|
| STATE SENATOR DISTRICT 1 | | | | | |

(Vote for) 1
01 = SCOTT SIFTON 1,510 100.00

01

0602 CON2 90
0604 CON4 146
0605 CON5 131
0607 CON7,19,20,50,51 95
0608 CON8,27 142
0609 CON9,23 114
0610 CON10 128
0611 CON11,12,16 77
0614 CON14,33,39 33
0617 CON17 52
0618 CON18 68
0621 CON21,22 105
0626 CON26,36,37,38 88
0630 CON30 78
0632 CON32 54
0634 CON34 39
0635 CON35 35
0647 CON47,52 35

=====

(DEMOCRATIC)

WITH 14 OF 14 REPORTING

STATE SENATOR DISTRICT 15
(Vote for) 1
01 = MARK G. BOYKO 345 45.94
02 = STEPHEN EAGLETON 406 54.06

01 02

0601 CON1 24 48
0603 CON3,41 21 33
0606 CON6 0 5
0613 CON13,49 66 90
0615 CON15 11 5
0624 CON24,44 19 26
0625 CON25,31,48 50 48
0628 CON28 12 17
0629 CON29 0 0
0640 CON40 9 12
0642 CON42 41 42
0643 CON43 63 53
0645 CON45 10 14
0646 CON46 19 13

=====

(DEMOCRATIC)

WITH 14 OF 14 REPORTING

STATE REPRESENTATIVE DISTRICT 92
(Vote for) 1
01 = GENISE MONTECILLO 1,147 100.00

01

0604 CON4 134
0606 CON6 5
0608 CON8,27 138
0609 CON9,23 109
0610 CON10 130
0613 CON13,49 154
0621 CON21,22 102
0626 CON26,36,37,38 87
0630 CON30 77
0634 CON34 36
0642 CON42 82
0645 CON45 23
0646 CON46 34
0647 CON47,52 36

=====

(DEMOCRATIC)

WITH 5 OF 5 REPORTING

STATE REPRESENTATIVE DISTRICT 93
(Vote for) 1
01 = BOB BURNS 388 100.00

01

0602 CON2 92
0605 CON5 119
0607 CON7,19,20,50,51 96
0617 CON17 46
0635 CON35 35

=====

(DEMOCRATIC)

WITH 6 OF 6 REPORTING

STATE REPRESENTATIVE DISTRICT 94
(Vote for) 1
01 = VICKI LORENZ ENGLUND 344 100.00

01

0611 CON11,12,16 76
0614 CON14,33,39 34
0618 CON18 65
0629 CON29 0
0632 CON32 51
0643 CON43 118

=====

(DEMOCRATIC)

WITH 7 OF 7 REPORTING

STATE REPRESENTATIVE DISTRICT 96
(Vote for) 1
01 = NO CANDIDATE FILED 0

01

0601 CON1 0
0603 CON3,41 0
0615 CON15 0
0624 CON24,44 0

0625 CON25,31,48 0
 0628 CON28 0
 0640 CON40 0

(DEMOCRATIC)

WITH 26 OF 26 REPORTING

COUNTY COUNCIL DISTRICT 6

VOTES PERCENT

(Vote for) 1
 01 = PATRICIA (PAT) YAEGER

1,980 100.00

 01

0602 CON2 94
 0604 CON4 147
 0605 CON5 133
 0607 CON7,19,20,50,51 95
 0608 CON8,27 145
 0609 CON9,23 113
 0610 CON10 135
 0611 CON11,12,16 79
 0613 CON13,49 153
 0614 CON14,33,39 34
 0617 CON17 50
 0618 CON18 63
 0621 CON21,22 106
 0626 CON26,36,37,38 94
 0628 CON28 25
 0629 CON29 0
 0630 CON30 82
 0632 CON32 52
 0634 CON34 40
 0635 CON35 34
 0640 CON40 19
 0642 CON42 80
 0643 CON43 112
 0645 CON45 25
 0646 CON46 34
 0647 CON47,52 36

(DEMOCRATIC)

WITH 32 OF 32 REPORTING

COMMITTEEMAN CONCORD TOWNSHIP

VOTES PERCENT

(Vote for) 1
 01 = OTTO G. SCHOENBERG, III
 02 = INVALID WRITE-IN

2,105 99.01
 21 .99

 01 02

0601 CON1 61 0
 0602 CON2 90 1
 0603 CON3,41 50 0
 0604 CON4 135 3
 0605 CON5 127 0
 0606 CON6 4 0
 0607 CON7,19,20,50,51 93 1
 0608 CON8,27 129 0
 0609 CON9,23 100 4
 0610 CON10 128 1
 0611 CON11,12,16 76 0
 0613 CON13,49 150 1
 0614 CON14,33,39 31 2
 0615 CON15 15 0
 0617 CON17 45 0
 0618 CON18 61 0
 0621 CON21,22 101 1
 0624 CON24,44 39 0
 0625 CON25,31,48 85 1
 0626 CON26,36,37,38 89 0
 0628 CON28 21 1
 0629 CON29 0 0
 0630 CON30 72 0
 0632 CON32 47 0
 0634 CON34 38 0
 0635 CON35 31 0
 0640 CON40 19 0
 0642 CON42 74 2
 0643 CON43 107 2
 0645 CON45 25 0
 0646 CON46 30 0
 0647 CON47,52 32 1

(DEMOCRATIC)

WITH 32 OF 32 REPORTING

COMMITTEEWOMAN CONCORD TOWNSHIP

VOTES PERCENT

(Vote for) 1
 01 = MARILYN E. BECK
 02 = INVALID WRITE-IN

2,126 99.30
 15 .70

 01 02

0601 CON1 62 0
 0602 CON2 91 0
 0603 CON3,41 49 0
 0604 CON4 134 3
 0605 CON5 127 0
 0606 CON6 6 0
 0607 CON7,19,20,50,51 92 1
 0608 CON8,27 133 0
 0609 CON9,23 100 4
 0610 CON10 129 1
 0611 CON11,12,16 77 0
 0613 CON13,49 151 0
 0614 CON14,33,39 32 1
 0615 CON15 16 0
 0617 CON17 46 0
 0618 CON18 62 0
 0621 CON21,22 100 1
 0624 CON24,44 41 0
 0625 CON25,31,48 86 0
 0626 CON26,36,37,38 91 0
 0628 CON28 22 1
 0629 CON29 0 0
 0630 CON30 73 0
 0632 CON32 47 0

| | | | |
|------|----------|-----|---|
| 0634 | CON34 | 39 | 0 |
| 0635 | CON35 | 31 | 1 |
| 0640 | CON40 | 20 | 0 |
| 0642 | CON42 | 75 | 1 |
| 0643 | CON43 | 106 | 0 |
| 0645 | CON45 | 25 | 0 |
| 0646 | CON46 | 30 | 0 |
| 0647 | CON47,52 | 33 | 1 |

(REPUBLICAN)

VOTES PERCENT

WITH 32 OF 32 REPORTING

VOTES PERCENT

U.S. SENATE
(Vote for) 1
01 = ROY BLUNT
02 = KRISTI NICHOLS

3,078 76.36
667 16.55

03 = BERNIE MOWINSKI
04 = RYAN D. LUETHY

126 3.13
160 3.97

| | | 01 | 02 | 03 | 04 |
|------|------------------|-----|----|----|----|
| 0601 | CON1 | 213 | 26 | 4 | 6 |
| 0602 | CON2 | 101 | 18 | 5 | 13 |
| 0603 | CON3,41 | 174 | 38 | 3 | 6 |
| 0604 | CON4 | 124 | 39 | 5 | 12 |
| 0605 | CON5 | 94 | 21 | 6 | 6 |
| 0606 | CON6 | 1 | 4 | 1 | 0 |
| 0607 | CON7,19,20,50,51 | 83 | 34 | 5 | 8 |
| 0608 | CON8,27 | 127 | 32 | 4 | 8 |
| 0609 | CON9,23 | 105 | 18 | 4 | 7 |
| 0610 | CON10 | 166 | 40 | 5 | 9 |
| 0611 | CON11,12,16 | 91 | 13 | 7 | 3 |
| 0613 | CON13,49 | 152 | 33 | 4 | 8 |
| 0614 | CON14,33,39 | 56 | 12 | 3 | 1 |
| 0615 | CON15 | 23 | 3 | 0 | 1 |
| 0617 | CON17 | 57 | 13 | 1 | 2 |
| 0618 | CON18 | 128 | 22 | 3 | 5 |
| 0621 | CON21,22 | 132 | 29 | 7 | 8 |
| 0624 | CON24,44 | 114 | 14 | 3 | 8 |
| 0625 | CON25,31,48 | 279 | 64 | 10 | 10 |
| 0626 | CON26,36,37,38 | 108 | 30 | 9 | 7 |
| 0628 | CON28 | 47 | 12 | 1 | 2 |
| 0629 | CON29 | 0 | 0 | 0 | 0 |
| 0630 | CON30 | 86 | 27 | 4 | 6 |
| 0632 | CON32 | 55 | 10 | 3 | 3 |
| 0634 | CON34 | 26 | 6 | 3 | 2 |
| 0635 | CON35 | 23 | 5 | 2 | 2 |
| 0640 | CON40 | 72 | 6 | 0 | 0 |
| 0642 | CON42 | 116 | 30 | 3 | 4 |
| 0643 | CON43 | 172 | 31 | 12 | 9 |
| 0645 | CON45 | 27 | 4 | 1 | 1 |
| 0646 | CON46 | 65 | 14 | 5 | 2 |
| 0647 | CON47,52 | 61 | 19 | 3 | 1 |

(REPUBLICAN)

VOTES PERCENT

WITH 32 OF 32 REPORTING

VOTES PERCENT

U.S. REPRESENTATIVE DISTRICT 2
(Vote for) 1
01 = ANN WAGNER
02 = GREG SEARS

3,325 82.53
704 17.47

| | | 01 | 02 |
|------|------------------|-----|----|
| 0601 | CON1 | 212 | 40 |
| 0602 | CON2 | 107 | 31 |
| 0603 | CON3,41 | 186 | 34 |
| 0604 | CON4 | 142 | 38 |
| 0605 | CON5 | 110 | 19 |
| 0606 | CON6 | 2 | 4 |
| 0607 | CON7,19,20,50,51 | 96 | 37 |
| 0608 | CON8,27 | 131 | 37 |
| 0609 | CON9,23 | 110 | 24 |
| 0610 | CON10 | 180 | 41 |
| 0611 | CON11,12,16 | 95 | 19 |
| 0613 | CON13,49 | 160 | 36 |
| 0614 | CON14,33,39 | 56 | 13 |
| 0615 | CON15 | 21 | 5 |
| 0617 | CON17 | 63 | 14 |
| 0618 | CON18 | 138 | 18 |
| 0621 | CON21,22 | 137 | 39 |
| 0624 | CON24,44 | 120 | 18 |
| 0625 | CON25,31,48 | 302 | 62 |
| 0626 | CON26,36,37,38 | 129 | 26 |
| 0628 | CON28 | 56 | 6 |
| 0629 | CON29 | 0 | 0 |
| 0630 | CON30 | 98 | 21 |
| 0632 | CON32 | 62 | 9 |
| 0634 | CON34 | 29 | 9 |
| 0635 | CON35 | 25 | 7 |
| 0640 | CON40 | 65 | 11 |
| 0642 | CON42 | 128 | 27 |
| 0643 | CON43 | 191 | 34 |
| 0645 | CON45 | 31 | 1 |
| 0646 | CON46 | 71 | 12 |
| 0647 | CON47,52 | 72 | 12 |

(REPUBLICAN)

VOTES PERCENT

WITH 32 OF 32 REPORTING

VOTES PERCENT

GOVERNOR
(Vote for) 1
01 = CATHERINE HANAWAY
02 = ERIC GREITENS

1,194 28.79
1,284 30.96

03 = JOHN BRUNNER
04 = PETER D. KINDER

855 20.62
814 19.63

| | | 01 | 02 | 03 | 04 |
|------|------------------|----|----|----|----|
| 0601 | CON1 | 83 | 51 | 82 | 40 |
| 0602 | CON2 | 42 | 34 | 27 | 36 |
| 0603 | CON3,41 | 64 | 67 | 56 | 40 |
| 0604 | CON4 | 44 | 66 | 38 | 39 |
| 0605 | CON5 | 39 | 47 | 23 | 21 |
| 0606 | CON6 | 2 | 2 | 0 | 2 |
| 0607 | CON7,19,20,50,51 | 30 | 60 | 14 | 35 |
| 0608 | CON8,27 | 47 | 56 | 22 | 48 |
| 0609 | CON9,23 | 40 | 47 | 33 | 19 |
| 0610 | CON10 | 69 | 72 | 35 | 49 |
| 0611 | CON11,12,16 | 31 | 35 | 22 | 30 |
| 0613 | CON13,49 | 66 | 60 | 44 | 32 |

| | | | | | |
|------|----------------|-----|-----|----|----|
| 0614 | CON14,33,39 | 20 | 24 | 16 | 13 |
| 0615 | CON15 | 7 | 10 | 4 | 6 |
| 0617 | CON17 | 20 | 23 | 16 | 19 |
| 0618 | CON18 | 52 | 49 | 32 | 29 |
| 0621 | CON21,22 | 47 | 74 | 28 | 33 |
| 0624 | CON24,44 | 37 | 42 | 32 | 29 |
| 0625 | CON25,31,48 | 107 | 124 | 73 | 69 |
| 0626 | CON26,36,37,38 | 48 | 52 | 33 | 27 |
| 0628 | CON28 | 18 | 20 | 11 | 15 |
| 0629 | CON29 | 0 | 0 | 0 | 0 |
| 0630 | CON30 | 45 | 37 | 29 | 15 |
| 0632 | CON32 | 28 | 11 | 16 | 17 |
| 0634 | CON34 | 14 | 8 | 6 | 11 |
| 0635 | CON35 | 8 | 10 | 5 | 10 |
| 0640 | CON40 | 22 | 25 | 21 | 12 |
| 0642 | CON42 | 44 | 47 | 39 | 29 |
| 0643 | CON43 | 66 | 63 | 57 | 45 |
| 0645 | CON45 | 2 | 10 | 11 | 12 |
| 0646 | CON46 | 30 | 27 | 15 | 15 |
| 0647 | CON47,52 | 22 | 31 | 15 | 17 |

(REPUBLICAN)

| | | VOTES | PERCENT | WITH 32 OF 32 | REPORTING | VOTES | PERCENT |
|--------------------------|--|-------|---------|------------------|-----------|-------|---------|
| LIEUTENANT GOVERNOR | | | | | | | |
| (Vote for) 1 | | | | | | | |
| 01 = ARNIE C. AC DIENOFF | | 284 | 7.27 | | | | |
| 02 = BEV RANGLES | | 1,765 | 45.18 | 03 = MIKE PARSON | | 1,858 | 47.56 |

| | | 01 | 02 | 03 |
|------|------------------|----|-----|-----|
| 0601 | CON1 | 12 | 105 | 120 |
| 0602 | CON2 | 10 | 62 | 57 |
| 0603 | CON3,41 | 14 | 108 | 87 |
| 0604 | CON4 | 12 | 78 | 86 |
| 0605 | CON5 | 8 | 50 | 66 |
| 0606 | CON6 | 1 | 2 | 2 |
| 0607 | CON7,19,20,50,51 | 15 | 57 | 52 |
| 0608 | CON8,27 | 12 | 71 | 85 |
| 0609 | CON9,23 | 6 | 61 | 65 |
| 0610 | CON10 | 13 | 98 | 102 |
| 0611 | CON11,12,16 | 14 | 41 | 57 |
| 0613 | CON13,49 | 12 | 85 | 92 |
| 0614 | CON14,33,39 | 7 | 34 | 28 |
| 0615 | CON15 | 2 | 14 | 9 |
| 0617 | CON17 | 4 | 32 | 37 |
| 0618 | CON18 | 11 | 75 | 70 |
| 0621 | CON21,22 | 13 | 61 | 95 |
| 0624 | CON24,44 | 13 | 67 | 58 |
| 0625 | CON25,31,48 | 22 | 165 | 165 |
| 0626 | CON26,36,37,38 | 14 | 74 | 64 |
| 0628 | CON28 | 7 | 25 | 26 |
| 0629 | CON29 | 0 | 0 | 0 |
| 0630 | CON30 | 8 | 48 | 66 |
| 0632 | CON32 | 9 | 28 | 33 |
| 0634 | CON34 | 1 | 19 | 19 |
| 0635 | CON35 | 4 | 8 | 19 |
| 0640 | CON40 | 1 | 39 | 36 |
| 0642 | CON42 | 8 | 67 | 73 |
| 0643 | CON43 | 15 | 103 | 101 |
| 0645 | CON45 | 3 | 10 | 20 |
| 0646 | CON46 | 8 | 39 | 31 |
| 0647 | CON47,52 | 5 | 39 | 37 |

(REPUBLICAN)

| | | VOTES | PERCENT | WITH 32 OF 32 | REPORTING | VOTES | PERCENT |
|--------------------------|--|-------|---------|----------------|-----------|-------|---------|
| SECRETARY OF STATE | | | | | | | |
| (Vote for) 1 | | | | | | | |
| 01 = WILL KRAUS | | 1,368 | 34.23 | | | | |
| 02 = JOHN (JAY) ASHCROFT | | 2,444 | 61.16 | 03 = ROI CHINN | | 184 | 4.60 |

| | | 01 | 02 | 03 |
|------|------------------|-----|-----|----|
| 0601 | CON1 | 92 | 145 | 12 |
| 0602 | CON2 | 46 | 81 | 6 |
| 0603 | CON3,41 | 54 | 142 | 17 |
| 0604 | CON4 | 62 | 107 | 10 |
| 0605 | CON5 | 44 | 82 | 4 |
| 0606 | CON6 | 4 | 1 | 1 |
| 0607 | CON7,19,20,50,51 | 55 | 68 | 7 |
| 0608 | CON8,27 | 68 | 86 | 14 |
| 0609 | CON9,23 | 32 | 96 | 7 |
| 0610 | CON10 | 67 | 141 | 9 |
| 0611 | CON11,12,16 | 38 | 73 | 2 |
| 0613 | CON13,49 | 69 | 113 | 8 |
| 0614 | CON14,33,39 | 25 | 40 | 2 |
| 0615 | CON15 | 7 | 17 | 1 |
| 0617 | CON17 | 26 | 47 | 1 |
| 0618 | CON18 | 60 | 91 | 8 |
| 0621 | CON21,22 | 66 | 108 | 4 |
| 0624 | CON24,44 | 44 | 85 | 8 |
| 0625 | CON25,31,48 | 116 | 237 | 9 |
| 0626 | CON26,36,37,38 | 57 | 87 | 8 |
| 0628 | CON28 | 20 | 40 | 1 |
| 0629 | CON29 | 0 | 0 | 0 |
| 0630 | CON30 | 40 | 77 | 6 |
| 0632 | CON32 | 26 | 44 | 0 |
| 0634 | CON34 | 15 | 21 | 3 |
| 0635 | CON35 | 11 | 20 | 1 |
| 0640 | CON40 | 23 | 50 | 5 |
| 0642 | CON42 | 46 | 99 | 8 |
| 0643 | CON43 | 73 | 137 | 12 |
| 0645 | CON45 | 13 | 20 | 1 |
| 0646 | CON46 | 38 | 42 | 3 |
| 0647 | CON47,52 | 31 | 47 | 6 |

(REPUBLICAN)

| | | VOTES | PERCENT | WITH 32 OF 32 | REPORTING |
|-------------------|--|-------|---------|---------------|-----------|
| STATE TREASURER | | | | | |
| (Vote for) 1 | | | | | |
| 01 = ERIC SCHMITT | | 3,607 | 100.00 | | |

| | | 01 |
|------|------|-----|
| 0601 | CON1 | 219 |

| | | |
|------|------------------|-----|
| 0602 | CON2 | 125 |
| 0603 | CON3,41 | 199 |
| 0604 | CON4 | 160 |
| 0605 | CON5 | 124 |
| 0606 | CON6 | 5 |
| 0607 | CON7,19,20,50,51 | 108 |
| 0608 | CON8,27 | 154 |
| 0609 | CON9,23 | 121 |
| 0610 | CON10 | 185 |
| 0611 | CON11,12,16 | 103 |
| 0613 | CON13,49 | 180 |
| 0614 | CON14,33,39 | 58 |
| 0615 | CON15 | 22 |
| 0617 | CON17 | 71 |
| 0618 | CON18 | 145 |
| 0621 | CON21,22 | 154 |
| 0624 | CON24,44 | 132 |
| 0625 | CON25,31,48 | 323 |
| 0626 | CON26,36,37,38 | 135 |
| 0628 | CON28 | 55 |
| 0629 | CON29 | 0 |
| 0630 | CON30 | 107 |
| 0632 | CON32 | 64 |
| 0634 | CON34 | 34 |
| 0635 | CON35 | 31 |
| 0640 | CON40 | 71 |
| 0642 | CON42 | 139 |
| 0643 | CON43 | 212 |
| 0645 | CON45 | 25 |
| 0646 | CON46 | 68 |
| 0647 | CON47,52 | 78 |

=====
 (REPUBLICAN)

VOTES PERCENT WITH 32 OF 32 REPORTING

ATTORNEY GENERAL
 (Vote for) 1
 01 = JOSH HAWLEY
 02 = KURT SCHAEFER

2,993 74.71
 1,013 25.29

 01 02

| | | | |
|------|------------------|-----|----|
| 0601 | CON1 | 201 | 44 |
| 0602 | CON2 | 111 | 28 |
| 0603 | CON3,41 | 168 | 49 |
| 0604 | CON4 | 126 | 53 |
| 0605 | CON5 | 103 | 24 |
| 0606 | CON6 | 2 | 4 |
| 0607 | CON7,19,20,50,51 | 98 | 33 |
| 0608 | CON8,27 | 107 | 56 |
| 0609 | CON9,23 | 110 | 27 |
| 0610 | CON10 | 159 | 61 |
| 0611 | CON11,12,16 | 75 | 37 |
| 0613 | CON13,49 | 149 | 40 |
| 0614 | CON14,33,39 | 55 | 15 |
| 0615 | CON15 | 22 | 4 |
| 0617 | CON17 | 66 | 10 |
| 0618 | CON18 | 115 | 45 |
| 0621 | CON21,22 | 121 | 51 |
| 0624 | CON24,44 | 93 | 42 |
| 0625 | CON25,31,48 | 275 | 88 |
| 0626 | CON26,36,37,38 | 110 | 44 |
| 0628 | CON28 | 36 | 24 |
| 0629 | CON29 | 0 | 0 |
| 0630 | CON30 | 96 | 27 |
| 0632 | CON32 | 55 | 15 |
| 0634 | CON34 | 22 | 17 |
| 0635 | CON35 | 30 | 3 |
| 0640 | CON40 | 61 | 16 |
| 0642 | CON42 | 118 | 38 |
| 0643 | CON43 | 169 | 58 |
| 0645 | CON45 | 26 | 8 |
| 0646 | CON46 | 51 | 30 |
| 0647 | CON47,52 | 63 | 22 |

=====
 (REPUBLICAN)

VOTES PERCENT WITH 18 OF 18 REPORTING

STATE SENATOR DISTRICT 1
 (Vote for) 1
 01 = RANDY JOTTE

1,933 100.00

 01

| | | |
|------|------------------|-----|
| 0602 | CON2 | 118 |
| 0604 | CON4 | 160 |
| 0605 | CON5 | 117 |
| 0607 | CON7,19,20,50,51 | 109 |
| 0608 | CON8,27 | 157 |
| 0609 | CON9,23 | 125 |
| 0610 | CON10 | 189 |
| 0611 | CON11,12,16 | 102 |
| 0614 | CON14,33,39 | 56 |
| 0617 | CON17 | 68 |
| 0618 | CON18 | 144 |
| 0621 | CON21,22 | 156 |
| 0626 | CON26,36,37,38 | 134 |
| 0630 | CON30 | 97 |
| 0632 | CON32 | 64 |
| 0634 | CON34 | 31 |
| 0635 | CON35 | 29 |
| 0647 | CON47,52 | 77 |

=====
 (REPUBLICAN)

VOTES PERCENT WITH 14 OF 14 REPORTING

STATE SENATOR DISTRICT 15
 (Vote for) 1
 01 = ANDREW KOENIG
 02 = RICK STREAM

969 53.77
 833 46.23

 01 02

| | | | |
|------|----------|-----|-----|
| 0601 | CON1 | 133 | 111 |
| 0603 | CON3,41 | 118 | 102 |
| 0606 | CON6 | 4 | 1 |
| 0613 | CON13,49 | 106 | 87 |

| | | | |
|------|-------------|-----|-----|
| 0615 | CON15 | 16 | 9 |
| 0624 | CON24,44 | 75 | 62 |
| 0625 | CON25,31,48 | 197 | 159 |
| 0628 | CON28 | 31 | 27 |
| 0629 | CON29 | 0 | 0 |
| 0640 | CON40 | 47 | 28 |
| 0642 | CON42 | 86 | 65 |
| 0643 | CON43 | 100 | 122 |
| 0645 | CON45 | 20 | 15 |
| 0646 | CON46 | 36 | 45 |

(REPUBLICAN)

WITH 14 OF 14 REPORTING

| | | VOTES | PERCENT |
|----------------------------------|--|-------|---------|
| STATE REPRESENTATIVE DISTRICT 92 | | | |
| (Vote for) 1 | | | |
| 01 = DANIEL BOGLE | | 1,526 | 100.00 |

01

| | | | |
|------|----------------|-----|--|
| 0604 | CON4 | 161 | |
| 0606 | CON6 | 4 | |
| 0608 | CON8,27 | 160 | |
| 0609 | CON9,23 | 124 | |
| 0610 | CON10 | 178 | |
| 0613 | CON13,49 | 179 | |
| 0621 | CON21,22 | 149 | |
| 0626 | CON26,36,37,38 | 136 | |
| 0630 | CON30 | 100 | |
| 0634 | CON34 | 32 | |
| 0642 | CON42 | 137 | |
| 0645 | CON45 | 28 | |
| 0646 | CON46 | 62 | |
| 0647 | CON47,52 | 76 | |

(REPUBLICAN)

WITH 5 OF 5 REPORTING

| | | VOTES | PERCENT |
|----------------------------------|--|-------|---------|
| STATE REPRESENTATIVE DISTRICT 93 | | | |
| (Vote for) 1 | | | |
| 01 = LANDRY SORBEL | | 430 | 100.00 |

01

| | | | |
|------|------------------|-----|--|
| 0602 | CON2 | 115 | |
| 0605 | CON5 | 118 | |
| 0607 | CON7,19,20,50,51 | 103 | |
| 0617 | CON17 | 63 | |
| 0635 | CON35 | 31 | |

(REPUBLICAN)

WITH 6 OF 6 REPORTING

| | | VOTES | PERCENT |
|----------------------------------|--|-------|---------|
| STATE REPRESENTATIVE DISTRICT 94 | | | |
| (Vote for) 1 | | | |
| 01 = CLORIA BROWN | | 590 | 100.00 |

01

| | | | |
|------|-------------|-----|--|
| 0611 | CON11,12,16 | 103 | |
| 0614 | CON14,33,39 | 65 | |
| 0618 | CON18 | 147 | |
| 0629 | CON29 | 0 | |
| 0632 | CON32 | 64 | |
| 0643 | CON43 | 211 | |

(REPUBLICAN)

WITH 7 OF 7 REPORTING

| | | VOTES | PERCENT |
|----------------------------------|--|-------|---------|
| STATE REPRESENTATIVE DISTRICT 96 | | | |
| (Vote for) 1 | | | |
| 01 = DAN REUTER | | 413 | 36.71 |
| 02 = DAVID J. GREGORY | | 712 | 63.29 |

01 02

| | | | |
|------|-------------|-----|-----|
| 0601 | CON1 | 77 | 166 |
| 0603 | CON3,41 | 92 | 135 |
| 0615 | CON15 | 9 | 18 |
| 0624 | CON24,44 | 28 | 107 |
| 0625 | CON25,31,48 | 150 | 214 |
| 0628 | CON28 | 24 | 36 |
| 0640 | CON40 | 33 | 36 |

(REPUBLICAN)

WITH 26 OF 26 REPORTING

| | | VOTES | PERCENT |
|---------------------------|--|-------|---------|
| COUNTY COUNCIL DISTRICT 6 | | | |
| (Vote for) 1 | | | |
| 01 = ERNIE TRAKAS | | 2,601 | 100.00 |

01

| | | | |
|------|------------------|-----|--|
| 0602 | CON2 | 117 | |
| 0604 | CON4 | 161 | |
| 0605 | CON5 | 115 | |
| 0607 | CON7,19,20,50,51 | 106 | |
| 0608 | CON8,27 | 154 | |
| 0609 | CON9,23 | 119 | |
| 0610 | CON10 | 180 | |
| 0611 | CON11,12,16 | 95 | |
| 0613 | CON13,49 | 175 | |
| 0614 | CON14,33,39 | 61 | |
| 0617 | CON17 | 65 | |
| 0618 | CON18 | 138 | |
| 0621 | CON21,22 | 148 | |
| 0626 | CON26,36,37,38 | 130 | |
| 0628 | CON28 | 56 | |
| 0629 | CON29 | 0 | |
| 0630 | CON30 | 99 | |
| 0632 | CON32 | 62 | |
| 0634 | CON34 | 32 | |
| 0635 | CON35 | 30 | |
| 0640 | CON40 | 67 | |
| 0642 | CON42 | 135 | |
| 0643 | CON43 | 197 | |
| 0645 | CON45 | 29 | |

0646 CON46 57
 0647 CON47,52 73

(REPUBLICAN)

WITH 32 OF 32 REPORTING
 VOTES PERCENT

COMMITTEEMAN CONCORD TOWNSHIP
 (Vote for) 1
 01 = TONY POUSOSA
 02 = INVALID WRITE-IN

3,432 98.76
 43 1.24

 01 02

| | | |
|-----------------------|-----|---|
| 0601 CON1 | 200 | 2 |
| 0602 CON2 | 114 | 0 |
| 0603 CON3,41 | 184 | 3 |
| 0604 CON4 | 155 | 2 |
| 0605 CON5 | 108 | 0 |
| 0606 CON6 | 4 | 1 |
| 0607 CON7,19,20,50,51 | 112 | 0 |
| 0608 CON8,27 | 155 | 1 |
| 0609 CON9,23 | 119 | 1 |
| 0610 CON10 | 185 | 2 |
| 0611 CON11,12,16 | 98 | 1 |
| 0613 CON13,49 | 170 | 3 |
| 0614 CON14,33,39 | 66 | 0 |
| 0615 CON15 | 22 | 1 |
| 0617 CON17 | 66 | 1 |
| 0618 CON18 | 143 | 2 |
| 0621 CON21,22 | 148 | 2 |
| 0624 CON24,44 | 106 | 7 |
| 0625 CON25,31,48 | 307 | 4 |
| 0626 CON26,36,37,38 | 129 | 1 |
| 0628 CON28 | 55 | 1 |
| 0629 CON29 | 0 | 0 |
| 0630 CON30 | 100 | 2 |
| 0632 CON32 | 59 | 1 |
| 0634 CON34 | 33 | 0 |
| 0635 CON35 | 29 | 0 |
| 0640 CON40 | 65 | 1 |
| 0642 CON42 | 139 | 0 |
| 0643 CON43 | 198 | 2 |
| 0645 CON45 | 30 | 0 |
| 0646 CON46 | 57 | 2 |
| 0647 CON47,52 | 76 | 0 |

(REPUBLICAN)

WITH 32 OF 32 REPORTING
 VOTES PERCENT

COMMITTEEWOMAN CONCORD TOWNSHIP
 (Vote for) 1
 01 = CASILDA (CHRIS) STRUCKHOFF
 02 = INVALID WRITE-IN

3,368 99.18
 28 .82

 01 02

| | | |
|-----------------------|-----|---|
| 0601 CON1 | 202 | 1 |
| 0602 CON2 | 112 | 0 |
| 0603 CON3,41 | 186 | 0 |
| 0604 CON4 | 154 | 0 |
| 0605 CON5 | 109 | 0 |
| 0606 CON6 | 4 | 1 |
| 0607 CON7,19,20,50,51 | 108 | 0 |
| 0608 CON8,27 | 153 | 0 |
| 0609 CON9,23 | 116 | 0 |
| 0610 CON10 | 177 | 3 |
| 0611 CON11,12,16 | 95 | 0 |
| 0613 CON13,49 | 168 | 2 |
| 0614 CON14,33,39 | 61 | 0 |
| 0615 CON15 | 20 | 1 |
| 0617 CON17 | 67 | 0 |
| 0618 CON18 | 142 | 1 |
| 0621 CON21,22 | 140 | 4 |
| 0624 CON24,44 | 104 | 7 |
| 0625 CON25,31,48 | 307 | 1 |
| 0626 CON26,36,37,38 | 126 | 1 |
| 0628 CON28 | 54 | 0 |
| 0629 CON29 | 0 | 0 |
| 0630 CON30 | 95 | 1 |
| 0632 CON32 | 57 | 2 |
| 0634 CON34 | 33 | 0 |
| 0635 CON35 | 29 | 0 |
| 0640 CON40 | 63 | 1 |
| 0642 CON42 | 133 | 1 |
| 0643 CON43 | 192 | 0 |
| 0645 CON45 | 28 | 0 |
| 0646 CON46 | 60 | 0 |
| 0647 CON47,52 | 73 | 1 |

(LIBERTARIAN)

WITH 32 OF 32 REPORTING
 VOTES PERCENT

U.S. SENATE
 (Vote for) 1
 01 = JONATHAN DINE
 02 = HERSCHEL L. YOUNG

21 70.00
 9 30.00

 01 02

| | | |
|-----------------------|---|---|
| 0601 CON1 | 0 | 1 |
| 0602 CON2 | 1 | 0 |
| 0603 CON3,41 | 0 | 0 |
| 0604 CON4 | 4 | 2 |
| 0605 CON5 | 0 | 0 |
| 0606 CON6 | 0 | 1 |
| 0607 CON7,19,20,50,51 | 0 | 0 |
| 0608 CON8,27 | 1 | 0 |
| 0609 CON9,23 | 0 | 0 |
| 0610 CON10 | 1 | 0 |
| 0611 CON11,12,16 | 2 | 0 |
| 0613 CON13,49 | 1 | 1 |
| 0614 CON14,33,39 | 1 | 0 |
| 0615 CON15 | 0 | 0 |
| 0617 CON17 | 1 | 0 |
| 0618 CON18 | 0 | 1 |
| 0621 CON21,22 | 0 | 0 |
| 0624 CON24,44 | 1 | 0 |

| | | | |
|------|----------------|---|---|
| 0625 | CON25,31,48 | 2 | 0 |
| 0626 | CON26,36,37,38 | 1 | 0 |
| 0628 | CON28 | 0 | 0 |
| 0629 | CON29 | 0 | 0 |
| 0630 | CON30 | 0 | 0 |
| 0632 | CON32 | 0 | 1 |
| 0634 | CON34 | 0 | 1 |
| 0635 | CON35 | 0 | 0 |
| 0640 | CON40 | 1 | 0 |
| 0642 | CON42 | 1 | 0 |
| 0643 | CON43 | 2 | 1 |
| 0645 | CON45 | 0 | 0 |
| 0646 | CON46 | 0 | 0 |
| 0647 | CON47,52 | 1 | 0 |

(LIBERTARIAN)

VOTES PERCENT

WITH 32 OF 32 REPORTING

U.S. REPRESENTATIVE DISTRICT 2
(Vote for) 1
01 = JIM HIGGINS

31 100.00

01

| | | | |
|------|------------------|---|--|
| 0601 | CON1 | 1 | |
| 0602 | CON2 | 1 | |
| 0603 | CON3,41 | 0 | |
| 0604 | CON4 | 6 | |
| 0605 | CON5 | 0 | |
| 0606 | CON6 | 1 | |
| 0607 | CON7,19,20,50,51 | 0 | |
| 0608 | CON8,27 | 1 | |
| 0609 | CON9,23 | 0 | |
| 0610 | CON10 | 2 | |
| 0611 | CON11,12,16 | 2 | |
| 0613 | CON13,49 | 2 | |
| 0614 | CON14,33,39 | 1 | |
| 0615 | CON15 | 0 | |
| 0617 | CON17 | 1 | |
| 0618 | CON18 | 1 | |
| 0621 | CON21,22 | 0 | |
| 0624 | CON24,44 | 2 | |
| 0625 | CON25,31,48 | 1 | |
| 0626 | CON26,36,37,38 | 1 | |
| 0628 | CON28 | 0 | |
| 0629 | CON29 | 0 | |
| 0630 | CON30 | 0 | |
| 0632 | CON32 | 1 | |
| 0634 | CON34 | 1 | |
| 0635 | CON35 | 0 | |
| 0640 | CON40 | 1 | |
| 0642 | CON42 | 1 | |
| 0643 | CON43 | 3 | |
| 0645 | CON45 | 0 | |
| 0646 | CON46 | 0 | |
| 0647 | CON47,52 | 1 | |

(LIBERTARIAN)

VOTES PERCENT

WITH 32 OF 32 REPORTING

GOVERNOR
(Vote for) 1
01 = CISSE W. SPRAGINS

28 100.00

01

| | | | |
|------|------------------|---|--|
| 0601 | CON1 | 1 | |
| 0602 | CON2 | 1 | |
| 0603 | CON3,41 | 0 | |
| 0604 | CON4 | 6 | |
| 0605 | CON5 | 0 | |
| 0606 | CON6 | 1 | |
| 0607 | CON7,19,20,50,51 | 0 | |
| 0608 | CON8,27 | 1 | |
| 0609 | CON9,23 | 0 | |
| 0610 | CON10 | 2 | |
| 0611 | CON11,12,16 | 2 | |
| 0613 | CON13,49 | 2 | |
| 0614 | CON14,33,39 | 1 | |
| 0615 | CON15 | 0 | |
| 0617 | CON17 | 1 | |
| 0618 | CON18 | 0 | |
| 0621 | CON21,22 | 0 | |
| 0624 | CON24,44 | 1 | |
| 0625 | CON25,31,48 | 1 | |
| 0626 | CON26,36,37,38 | 1 | |
| 0628 | CON28 | 0 | |
| 0629 | CON29 | 0 | |
| 0630 | CON30 | 0 | |
| 0632 | CON32 | 1 | |
| 0634 | CON34 | 1 | |
| 0635 | CON35 | 0 | |
| 0640 | CON40 | 1 | |
| 0642 | CON42 | 1 | |
| 0643 | CON43 | 2 | |
| 0645 | CON45 | 0 | |
| 0646 | CON46 | 0 | |
| 0647 | CON47,52 | 1 | |

(LIBERTARIAN)

VOTES PERCENT

WITH 32 OF 32 REPORTING

LIEUTENANT GOVERNOR
(Vote for) 1
01 = STEVEN R. HEDRICK

27 100.00

01

| | | | |
|------|------------------|---|--|
| 0601 | CON1 | 1 | |
| 0602 | CON2 | 1 | |
| 0603 | CON3,41 | 0 | |
| 0604 | CON4 | 6 | |
| 0605 | CON5 | 0 | |
| 0606 | CON6 | 1 | |
| 0607 | CON7,19,20,50,51 | 0 | |
| 0608 | CON8,27 | 1 | |
| 0609 | CON9,23 | 0 | |

0610 CON10 1
 0611 CON11,12,16 2
 0613 CON13,49 2
 0614 CON14,33,39 1
 0615 CON15 0
 0617 CON17 1
 0618 CON18 0
 0621 CON21,22 0
 0624 CON24,44 1
 0625 CON25,31,48 1
 0626 CON26,36,37,38 1
 0628 CON28 0
 0629 CON29 0
 0630 CON30 0
 0632 CON32 1
 0634 CON34 1
 0635 CON35 0
 0640 CON40 1
 0642 CON42 1
 0643 CON43 2
 0645 CON45 0
 0646 CON46 0
 0647 CON47,52 1

=====

(LIBERTARIAN)

WITH 32 OF 32 REPORTING
 VOTES PERCENT

SECRETARY OF STATE
 (Vote for) 1
 01 = CHRIS MORRILL

25 100.00

 01

0601 CON1 1
 0602 CON2 1
 0603 CON3,41 0
 0604 CON4 6
 0605 CON5 0
 0606 CON6 1
 0607 CON7,19,20,50,51 0
 0608 CON8,27 1
 0609 CON9,23 0
 0610 CON10 1
 0611 CON11,12,16 2
 0613 CON13,49 2
 0614 CON14,33,39 1
 0615 CON15 0
 0617 CON17 1
 0618 CON18 0
 0621 CON21,22 0
 0624 CON24,44 1
 0625 CON25,31,48 1
 0626 CON26,36,37,38 1
 0628 CON28 0
 0629 CON29 0
 0630 CON30 0
 0632 CON32 1
 0634 CON34 1
 0635 CON35 0
 0640 CON40 1
 0642 CON42 0
 0643 CON43 1
 0645 CON45 0
 0646 CON46 0
 0647 CON47,52 1

=====

(LIBERTARIAN)

WITH 32 OF 32 REPORTING
 VOTES PERCENT

STATE TREASURER
 (Vote for) 1
 01 = SEAN O'TOOLE

25 100.00

 01

0601 CON1 0
 0602 CON2 1
 0603 CON3,41 0
 0604 CON4 6
 0605 CON5 0
 0606 CON6 1
 0607 CON7,19,20,50,51 0
 0608 CON8,27 1
 0609 CON9,23 0
 0610 CON10 1
 0611 CON11,12,16 2
 0613 CON13,49 2
 0614 CON14,33,39 1
 0615 CON15 0
 0617 CON17 1
 0618 CON18 0
 0621 CON21,22 0
 0624 CON24,44 1
 0625 CON25,31,48 2
 0626 CON26,36,37,38 1
 0628 CON28 0
 0629 CON29 0
 0630 CON30 0
 0632 CON32 1
 0634 CON34 1
 0635 CON35 0
 0640 CON40 1
 0642 CON42 0
 0643 CON43 1
 0645 CON45 0
 0646 CON46 0
 0647 CON47,52 1

=====

(LIBERTARIAN)

WITH 32 OF 32 REPORTING
 VOTES PERCENT

ATTORNEY GENERAL
 (Vote for) 1
 01 = NO CANDIDATE FILED

0

 01

0601 CON1 0
 0602 CON2 0
 0603 CON3,41 0
 0604 CON4 0
 0605 CON5 0
 0606 CON6 0
 0607 CON7,19,20,50,51 0
 0608 CON8,27 0
 0609 CON9,23 0
 0610 CON10 0
 0611 CON11,12,16 0
 0613 CON13,49 0
 0614 CON14,33,39 0
 0615 CON15 0
 0617 CON17 0
 0618 CON18 0
 0621 CON21,22 0
 0624 CON24,44 0
 0625 CON25,31,48 0
 0626 CON26,36,37,38 0
 0628 CON28 0
 0629 CON29 0
 0630 CON30 0
 0632 CON32 0
 0634 CON34 0
 0635 CON35 0
 0640 CON40 0
 0642 CON42 0
 0643 CON43 0
 0645 CON45 0
 0646 CON46 0
 0647 CON47,52 0

=====
 (LIBERTARIAN)

VOTES PERCENT WITH 18 OF 18 REPORTING

STATE SENATOR DISTRICT 1
 (Vote for) 1
 01 = NO CANDIDATE FILED

0

 01

0602 CON2 0
 0604 CON4 0
 0605 CON5 0
 0607 CON7,19,20,50,51 0
 0608 CON8,27 0
 0609 CON9,23 0
 0610 CON10 0
 0611 CON11,12,16 0
 0614 CON14,33,39 0
 0617 CON17 0
 0618 CON18 0
 0621 CON21,22 0
 0626 CON26,36,37,38 0
 0630 CON30 0
 0632 CON32 0
 0634 CON34 0
 0635 CON35 0
 0647 CON47,52 0

=====
 (LIBERTARIAN)

VOTES PERCENT WITH 14 OF 14 REPORTING

STATE SENATOR DISTRICT 15
 (Vote for) 1
 01 = NO CANDIDATE FILED

0

 01

0601 CON1 0
 0603 CON3,41 0
 0606 CON6 0
 0613 CON13,49 0
 0615 CON15 0
 0624 CON24,44 0
 0625 CON25,31,48 0
 0628 CON28 0
 0629 CON29 0
 0640 CON40 0
 0642 CON42 0
 0643 CON43 0
 0645 CON45 0
 0646 CON46 0

=====
 (LIBERTARIAN)

VOTES PERCENT WITH 14 OF 14 REPORTING

STATE REPRESENTATIVE DISTRICT 92
 (Vote for) 1
 01 = NO CANDIDATE FILED

0

 01

0604 CON4 0
 0606 CON6 0
 0608 CON8,27 0
 0609 CON9,23 0
 0610 CON10 0
 0613 CON13,49 0
 0621 CON21,22 0
 0626 CON26,36,37,38 0
 0630 CON30 0
 0634 CON34 0
 0642 CON42 0
 0645 CON45 0
 0646 CON46 0
 0647 CON47,52 0

=====
 (LIBERTARIAN)

VOTES PERCENT WITH 5 OF 5 REPORTING

STATE REPRESENTATIVE DISTRICT 93
 (Vote for) 1
 01 = NO CANDIDATE FILED

0

 01

```

0602 CON2          0
0605 CON5          0
0607 CON7,19,20,50,51 0
0617 CON17         0
0635 CON35         0
=====

```

```

(LIBERTARIAN)
STATE REPRESENTATIVE DISTRICT 94
(Vote for ) 1
01 = NO CANDIDATE FILED
VOTES PERCENT WITH 6 OF 6 REPORTING
-----
01
-----
0611 CON11,12,16 0
0614 CON14,33,39 0
0618 CON18         0
0629 CON29         0
0632 CON32         0
0643 CON43         0
=====

```

```

(LIBERTARIAN)
STATE REPRESENTATIVE DISTRICT 96
(Vote for ) 1
01 = NO CANDIDATE FILED
VOTES PERCENT WITH 7 OF 7 REPORTING
-----
01
-----
0601 CON1          0
0603 CON3,41       0
0615 CON15         0
0624 CON24,44      0
0625 CON25,31,48  0
0628 CON28         0
0640 CON40         0
=====

```

```

(LIBERTARIAN)
COUNTY COUNCIL DISTRICT 6
(Vote for ) 1
01 = NO CANDIDATE FILED
VOTES PERCENT WITH 26 OF 26 REPORTING
-----
01
-----
0602 CON2          0
0604 CON4          0
0605 CON5          0
0607 CON7,19,20,50,51 0
0608 CON8,27       0
0609 CON9,23       0
0610 CON10         0
0611 CON11,12,16  0
0613 CON13,49      0
0614 CON14,33,39  0
0617 CON17         0
0618 CON18         0
0621 CON21,22      0
0626 CON26,36,37,38 0
0628 CON28         0
0629 CON29         0
0630 CON30         0
0632 CON32         0
0634 CON34         0
0635 CON35         0
0640 CON40         0
0642 CON42         0
0643 CON43         0
0645 CON45         0
0646 CON46         0
0647 CON47,52     0
=====

```

```

(LIBERTARIAN)
COMMITTEEMAN CONCORD TOWNSHIP
(Vote for ) 1
01 = NO CANDIDATE FILED
02 = *SEE OFFICIAL WRITE-IN REPORT
VOTES PERCENT WITH 32 OF 32 REPORTING
-----
01 02
-----
0601 CON1          0 0
0602 CON2          0 0
0603 CON3,41       0 0
0604 CON4          0 1
0605 CON5          0 0
0606 CON6          0 0
0607 CON7,19,20,50,51 0 0
0608 CON8,27       0 0
0609 CON9,23       0 0
0610 CON10         0 0
0611 CON11,12,16  0 0
0613 CON13,49      0 0
0614 CON14,33,39  0 0
0615 CON15         0 0
0617 CON17         0 0
0618 CON18         0 0
0621 CON21,22      0 0
0624 CON24,44      0 0
0625 CON25,31,48  0 0
0626 CON26,36,37,38 0 0
0628 CON28         0 0
0629 CON29         0 0
0630 CON30         0 0
0632 CON32         0 0
0634 CON34         0 0
0635 CON35         0 0
0640 CON40         0 0
0642 CON42         0 0
0643 CON43         0 0
0645 CON45         0 0
0646 CON46         0 0

```

0647 CON47,52 0 1

(LIBERTARIAN)

VOTES PERCENT WITH 32 OF 32 REPORTING

COMMITTEEWOMAN CONCORD TOWNSHIP

(Vote for) 1

01 = NO CANDIDATE FILED
02 = *SEE OFFICIAL WRITE-IN REPORT

0
3 100.00

01 02

0601 CON1 0 0
0602 CON2 0 0
0603 CON3,41 0 0
0604 CON4 0 1
0605 CON5 0 0
0606 CON6 0 0
0607 CON7,19,20,50,51 0 0
0608 CON8,27 0 0
0609 CON9,23 0 0
0610 CON10 0 0
0611 CON11,12,16 0 0
0613 CON13,49 0 0
0614 CON14,33,39 0 0
0615 CON15 0 0
0617 CON17 0 0
0618 CON18 0 0
0621 CON21,22 0 0
0624 CON24,44 0 0
0625 CON25,31,48 0 0
0626 CON26,36,37,38 0 0
0628 CON28 0 0
0629 CON29 0 0
0630 CON30 0 0
0632 CON32 0 0
0634 CON34 0 0
0635 CON35 0 0
0640 CON40 0 0
0642 CON42 0 1
0643 CON43 0 1
0645 CON45 0 0
0646 CON46 0 0
0647 CON47,52 0 0

(CONSTITUTION)

VOTES PERCENT WITH 32 OF 32 REPORTING

U.S. SENATE

(Vote for) 1

01 = FRED RYMAN

11 100.00

01

0601 CON1 0
0602 CON2 0
0603 CON3,41 0
0604 CON4 1
0605 CON5 0
0606 CON6 0
0607 CON7,19,20,50,51 0
0608 CON8,27 2
0609 CON9,23 0
0610 CON10 1
0611 CON11,12,16 0
0613 CON13,49 3
0614 CON14,33,39 0
0615 CON15 0
0617 CON17 1
0618 CON18 0
0621 CON21,22 1
0624 CON24,44 0
0625 CON25,31,48 0
0626 CON26,36,37,38 0
0628 CON28 1
0629 CON29 0
0630 CON30 1
0632 CON32 0
0634 CON34 0
0635 CON35 0
0640 CON40 0
0642 CON42 0
0643 CON43 0
0645 CON45 0
0646 CON46 0
0647 CON47,52 0

(CONSTITUTION)

VOTES PERCENT WITH 32 OF 32 REPORTING

U.S. REPRESENTATIVE DISTRICT 2

(Vote for) 1

01 = NO CANDIDATE FILED

0

01

0601 CON1 0
0602 CON2 0
0603 CON3,41 0
0604 CON4 0
0605 CON5 0
0606 CON6 0
0607 CON7,19,20,50,51 0
0608 CON8,27 0
0609 CON9,23 0
0610 CON10 0
0611 CON11,12,16 0
0613 CON13,49 0
0614 CON14,33,39 0
0615 CON15 0
0617 CON17 0
0618 CON18 0
0621 CON21,22 0
0624 CON24,44 0
0625 CON25,31,48 0
0626 CON26,36,37,38 0
0628 CON28 0

0629 CON29 0
0630 CON30 0
0632 CON32 0
0634 CON34 0
0635 CON35 0
0640 CON40 0
0642 CON42 0
0643 CON43 0
0645 CON45 0
0646 CON46 0
0647 CON47,52 0

(CONSTITUTION)

WITH 32 OF 32 REPORTING
VOTES PERCENT

GOVERNOR
(Vote for) 1
01 = NO CANDIDATE FILED

01

0601 CON1 0
0602 CON2 0
0603 CON3,41 0
0604 CON4 0
0605 CON5 0
0606 CON6 0
0607 CON7,19,20,50,51 0
0608 CON8,27 0
0609 CON9,23 0
0610 CON10 0
0611 CON11,12,16 0
0613 CON13,49 0
0614 CON14,33,39 0
0615 CON15 0
0617 CON17 0
0618 CON18 0
0621 CON21,22 0
0624 CON24,44 0
0625 CON25,31,48 0
0626 CON26,36,37,38 0
0628 CON28 0
0629 CON29 0
0630 CON30 0
0632 CON32 0
0634 CON34 0
0635 CON35 0
0640 CON40 0
0642 CON42 0
0643 CON43 0
0645 CON45 0
0646 CON46 0
0647 CON47,52 0

(CONSTITUTION)

WITH 32 OF 32 REPORTING
VOTES PERCENT

LIEUTENANT GOVERNOR
(Vote for) 1
01 = NO CANDIDATE FILED

01

0601 CON1 0
0602 CON2 0
0603 CON3,41 0
0604 CON4 0
0605 CON5 0
0606 CON6 0
0607 CON7,19,20,50,51 0
0608 CON8,27 0
0609 CON9,23 0
0610 CON10 0
0611 CON11,12,16 0
0613 CON13,49 0
0614 CON14,33,39 0
0615 CON15 0
0617 CON17 0
0618 CON18 0
0621 CON21,22 0
0624 CON24,44 0
0625 CON25,31,48 0
0626 CON26,36,37,38 0
0628 CON28 0
0629 CON29 0
0630 CON30 0
0632 CON32 0
0634 CON34 0
0635 CON35 0
0640 CON40 0
0642 CON42 0
0643 CON43 0
0645 CON45 0
0646 CON46 0
0647 CON47,52 0

(CONSTITUTION)

WITH 32 OF 32 REPORTING
VOTES PERCENT

SECRETARY OF STATE
(Vote for) 1
01 = NO CANDIDATE FILED

01

0601 CON1 0
0602 CON2 0
0603 CON3,41 0
0604 CON4 0
0605 CON5 0
0606 CON6 0
0607 CON7,19,20,50,51 0
0608 CON8,27 0
0609 CON9,23 0
0610 CON10 0
0611 CON11,12,16 0
0613 CON13,49 0

0614 CON14,33,39 0
 0615 CON15 0
 0617 CON17 0
 0618 CON18 0
 0621 CON21,22 0
 0624 CON24,44 0
 0625 CON25,31,48 0
 0626 CON26,36,37,38 0
 0628 CON28 0
 0629 CON29 0
 0630 CON30 0
 0632 CON32 0
 0634 CON34 0
 0635 CON35 0
 0640 CON40 0
 0642 CON42 0
 0643 CON43 0
 0645 CON45 0
 0646 CON46 0
 0647 CON47,52 0

(CONSTITUTION)

VOTES PERCENT WITH 32 OF 32 REPORTING

STATE TREASURER
 (Vote for) 1
 01 = NO CANDIDATE FILED

 01

0601 CON1 0
 0602 CON2 0
 0603 CON3,41 0
 0604 CON4 0
 0605 CON5 0
 0606 CON6 0
 0607 CON7,19,20,50,51 0
 0608 CON8,27 0
 0609 CON9,23 0
 0610 CON10 0
 0611 CON11,12,16 0
 0613 CON13,49 0
 0614 CON14,33,39 0
 0615 CON15 0
 0617 CON17 0
 0618 CON18 0
 0621 CON21,22 0
 0624 CON24,44 0
 0625 CON25,31,48 0
 0626 CON26,36,37,38 0
 0628 CON28 0
 0629 CON29 0
 0630 CON30 0
 0632 CON32 0
 0634 CON34 0
 0635 CON35 0
 0640 CON40 0
 0642 CON42 0
 0643 CON43 0
 0645 CON45 0
 0646 CON46 0
 0647 CON47,52 0

(CONSTITUTION)

VOTES PERCENT WITH 32 OF 32 REPORTING

ATTORNEY GENERAL
 (Vote for) 1
 01 = NO CANDIDATE FILED

 01

0601 CON1 0
 0602 CON2 0
 0603 CON3,41 0
 0604 CON4 0
 0605 CON5 0
 0606 CON6 0
 0607 CON7,19,20,50,51 0
 0608 CON8,27 0
 0609 CON9,23 0
 0610 CON10 0
 0611 CON11,12,16 0
 0613 CON13,49 0
 0614 CON14,33,39 0
 0615 CON15 0
 0617 CON17 0
 0618 CON18 0
 0621 CON21,22 0
 0624 CON24,44 0
 0625 CON25,31,48 0
 0626 CON26,36,37,38 0
 0628 CON28 0
 0629 CON29 0
 0630 CON30 0
 0632 CON32 0
 0634 CON34 0
 0635 CON35 0
 0640 CON40 0
 0642 CON42 0
 0643 CON43 0
 0645 CON45 0
 0646 CON46 0
 0647 CON47,52 0

(CONSTITUTION)

VOTES PERCENT WITH 18 OF 18 REPORTING

STATE SENATOR DISTRICT 1
 (Vote for) 1
 01 = NO CANDIDATE FILED

 01

0602 CON2 0
 0604 CON4 0
 0605 CON5 0

0607 CON7,19,20,50,51 0
 0608 CON8,27 0
 0609 CON9,23 0
 0610 CON10 0
 0611 CON11,12,16 0
 0614 CON14,33,39 0
 0617 CON17 0
 0618 CON18 0
 0621 CON21,22 0
 0626 CON26,36,37,38 0
 0630 CON30 0
 0632 CON32 0
 0634 CON34 0
 0635 CON35 0
 0647 CON47,52 0

=====

(CONSTITUTION) VOTES PERCENT WITH 14 OF 14 REPORTING

STATE SENATOR DISTRICT 15
 (Vote for) 1
 01 = NO CANDIDATE FILED 0

 01

0601 CON1 0
 0603 CON3,41 0
 0606 CON6 0
 0613 CON13,49 0
 0615 CON15 0
 0624 CON24,44 0
 0625 CON25,31,48 0
 0628 CON28 0
 0629 CON29 0
 0640 CON40 0
 0642 CON42 0
 0643 CON43 0
 0645 CON45 0
 0646 CON46 0

=====

(CONSTITUTION) VOTES PERCENT WITH 14 OF 14 REPORTING

STATE REPRESENTATIVE DISTRICT 92
 (Vote for) 1
 01 = NO CANDIDATE FILED 0

 01

0604 CON4 0
 0606 CON6 0
 0608 CON8,27 0
 0609 CON9,23 0
 0610 CON10 0
 0613 CON13,49 0
 0621 CON21,22 0
 0626 CON26,36,37,38 0
 0630 CON30 0
 0634 CON34 0
 0642 CON42 0
 0645 CON45 0
 0646 CON46 0
 0647 CON47,52 0

=====

(CONSTITUTION) VOTES PERCENT WITH 5 OF 5 REPORTING

STATE REPRESENTATIVE DISTRICT 93
 (Vote for) 1
 01 = NO CANDIDATE FILED 0

 01

0602 CON2 0
 0605 CON5 0
 0607 CON7,19,20,50,51 0
 0617 CON17 0
 0635 CON35 0

=====

(CONSTITUTION) VOTES PERCENT WITH 6 OF 6 REPORTING

STATE REPRESENTATIVE DISTRICT 94
 (Vote for) 1
 01 = NO CANDIDATE FILED 0

 01

0611 CON11,12,16 0
 0614 CON14,33,39 0
 0618 CON18 0
 0629 CON29 0
 0632 CON32 0
 0643 CON43 0

=====

(CONSTITUTION) VOTES PERCENT WITH 7 OF 7 REPORTING

STATE REPRESENTATIVE DISTRICT 96
 (Vote for) 1
 01 = NO CANDIDATE FILED 0

 01

0601 CON1 0
 0603 CON3,41 0
 0615 CON15 0
 0624 CON24,44 0
 0625 CON25,31,48 0
 0628 CON28 0
 0640 CON40 0

=====

(CONSTITUTION) VOTES PERCENT WITH 26 OF 26 REPORTING

COUNTY COUNCIL DISTRICT 6
 (Vote for) 1

01 = NO CANDIDATE FILED

0

01

| | | |
|------|------------------|---|
| 0602 | CON2 | 0 |
| 0604 | CON4 | 0 |
| 0605 | CON5 | 0 |
| 0607 | CON7,19,20,50,51 | 0 |
| 0608 | CON8,27 | 0 |
| 0609 | CON9,23 | 0 |
| 0610 | CON10 | 0 |
| 0611 | CON11,12,16 | 0 |
| 0613 | CON13,49 | 0 |
| 0614 | CON14,33,39 | 0 |
| 0617 | CON17 | 0 |
| 0618 | CON18 | 0 |
| 0621 | CON21,22 | 0 |
| 0626 | CON26,36,37,38 | 0 |
| 0628 | CON28 | 0 |
| 0629 | CON29 | 0 |
| 0630 | CON30 | 0 |
| 0632 | CON32 | 0 |
| 0634 | CON34 | 0 |
| 0635 | CON35 | 0 |
| 0640 | CON40 | 0 |
| 0642 | CON42 | 0 |
| 0643 | CON43 | 0 |
| 0645 | CON45 | 0 |
| 0646 | CON46 | 0 |
| 0647 | CON47,52 | 0 |

(CONSTITUTION)

VOTES PERCENT

WITH 32 OF 32 REPORTING

COMMITTEEMAN CONCORD TOWNSHIP

(Vote for) 1

01 = NO CANDIDATE FILED

02 = *SEE OFFICIAL WRITE-IN REPORT

0

0

01 02

| | | | |
|------|------------------|---|---|
| 0601 | CON1 | 0 | 0 |
| 0602 | CON2 | 0 | 0 |
| 0603 | CON3,41 | 0 | 0 |
| 0604 | CON4 | 0 | 0 |
| 0605 | CON5 | 0 | 0 |
| 0606 | CON6 | 0 | 0 |
| 0607 | CON7,19,20,50,51 | 0 | 0 |
| 0608 | CON8,27 | 0 | 0 |
| 0609 | CON9,23 | 0 | 0 |
| 0610 | CON10 | 0 | 0 |
| 0611 | CON11,12,16 | 0 | 0 |
| 0613 | CON13,49 | 0 | 0 |
| 0614 | CON14,33,39 | 0 | 0 |
| 0615 | CON15 | 0 | 0 |
| 0617 | CON17 | 0 | 0 |
| 0618 | CON18 | 0 | 0 |
| 0621 | CON21,22 | 0 | 0 |
| 0624 | CON24,44 | 0 | 0 |
| 0625 | CON25,31,48 | 0 | 0 |
| 0626 | CON26,36,37,38 | 0 | 0 |
| 0628 | CON28 | 0 | 0 |
| 0629 | CON29 | 0 | 0 |
| 0630 | CON30 | 0 | 0 |
| 0632 | CON32 | 0 | 0 |
| 0634 | CON34 | 0 | 0 |
| 0635 | CON35 | 0 | 0 |
| 0640 | CON40 | 0 | 0 |
| 0642 | CON42 | 0 | 0 |
| 0643 | CON43 | 0 | 0 |
| 0645 | CON45 | 0 | 0 |
| 0646 | CON46 | 0 | 0 |
| 0647 | CON47,52 | 0 | 0 |

(CONSTITUTION)

VOTES PERCENT

WITH 32 OF 32 REPORTING

COMMITTEEWOMAN CONCORD TOWNSHIP

(Vote for) 1

01 = NO CANDIDATE FILED

02 = *SEE OFFICIAL WRITE-IN REPORT

0

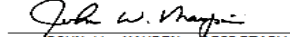
0


01 02

| | | | |
|------|------------------|---|---|
| 0601 | CON1 | 0 | 0 |
| 0602 | CON2 | 0 | 0 |
| 0603 | CON3,41 | 0 | 0 |
| 0604 | CON4 | 0 | 0 |
| 0605 | CON5 | 0 | 0 |
| 0606 | CON6 | 0 | 0 |
| 0607 | CON7,19,20,50,51 | 0 | 0 |
| 0608 | CON8,27 | 0 | 0 |
| 0609 | CON9,23 | 0 | 0 |
| 0610 | CON10 | 0 | 0 |
| 0611 | CON11,12,16 | 0 | 0 |
| 0613 | CON13,49 | 0 | 0 |
| 0614 | CON14,33,39 | 0 | 0 |
| 0615 | CON15 | 0 | 0 |
| 0617 | CON17 | 0 | 0 |
| 0618 | CON18 | 0 | 0 |
| 0621 | CON21,22 | 0 | 0 |
| 0624 | CON24,44 | 0 | 0 |
| 0625 | CON25,31,48 | 0 | 0 |
| 0626 | CON26,36,37,38 | 0 | 0 |
| 0628 | CON28 | 0 | 0 |
| 0629 | CON29 | 0 | 0 |
| 0630 | CON30 | 0 | 0 |
| 0632 | CON32 | 0 | 0 |
| 0634 | CON34 | 0 | 0 |
| 0635 | CON35 | 0 | 0 |
| 0640 | CON40 | 0 | 0 |
| 0642 | CON42 | 0 | 0 |
| 0643 | CON43 | 0 | 0 |
| 0645 | CON45 | 0 | 0 |
| 0646 | CON46 | 0 | 0 |
| 0647 | CON47,52 | 0 | 0 |

WE, THE BOARD OF ELECTION COMMISSIONERS OF ST. LOUIS COUNTY, MISSOURI, ACTING AS THE VERIFICATION BOARD PURSUANT TO SECTION 115.507, RSMO, HEREBY CERTIFY THE FOREGOING TO BE A TRUE AND CORRECT ABSTRACT OF VOTES CAST FOR THE CANDIDATES AND ISSUES AT THE PRIMARY ELECTION HELD IN ST. LOUIS COUNTY, MISSOURI, ON AUGUST 2, 2016. IN TESTIMONY WHEREOF, WE HAVE HEREUNTO SET OUR HAND AT OUR OFFICE IN MAPLEWOOD, ST. LOUIS COUNTY, MISSOURI, ON AUGUST 16, 2016.


RICHARD H. KELLETT, CHAIRMAN


JOHN W. MAUPIN, SECRETARY


TRUDI MCCOLLUM FOUSHEE, COMMISSIONER


JOHN P. KING, COMMISSIONER



RUN DATE:08/15/16 12:29 PM

| | | | | | |
|--------------------------------|--------|---------|-----------------------------------|-------|---------|
| | TOTAL | PERCENT | WITH 26 OF 26 PRECINCTS REPORTING | TOTAL | PERCENT |
| 01 = REGISTERED VOTERS - TOTAL | 22,000 | | 05 = BALLOTS CAST - LIBERTARIAN | 14 | .23 |
| 02 = BALLOTS CAST - TOTAL | 6,053 | | 06 = BALLOTS CAST - CONSTITUTION | 10 | .17 |
| 03 = BALLOTS CAST - DEMOCRATIC | 4,918 | 81.25 | 07 = BALLOTS CAST - NONPARTISAN | 47 | .78 |
| 04 = BALLOTS CAST - REPUBLICAN | 1,064 | 17.58 | 08 = VOTER TURNOUT - TOTAL | | 27.51 |

| | 01 | 02 | 03 | 04 | 05 | 06 | 07 | 08 |
|---------------------|------|------|------|------|----|----|-----|-------|
| 0701 FER1,26 | 1128 | .228 | .195 | .32 | .0 | .1 | .0 | 20.21 |
| 0702 FER2 | 526 | .183 | .164 | .18 | .0 | .0 | .1 | 34.79 |
| 0703 FER3,13,15,44 | 1242 | .287 | .194 | .91 | .1 | .1 | .0 | 23.11 |
| 0704 FER4,6,7,25 | 814 | .195 | .185 | .9 | .0 | .0 | .1 | 23.96 |
| 0705 FER5 | 1063 | .435 | .313 | .116 | .2 | .0 | .4 | 40.92 |
| 0708 FER8 | 660 | .169 | .153 | .16 | .0 | .0 | .0 | 25.61 |
| 0709 FER9,10,28,39 | 1095 | .221 | .187 | .32 | .1 | .0 | .1 | 20.18 |
| 0711 FER11 | 307 | .50 | .34 | .16 | .0 | .0 | .0 | 16.29 |
| 0712 FER12,20,31,32 | 1389 | .488 | .318 | .144 | .3 | .0 | .23 | 35.13 |
| 0714 FER14,43 | 795 | .120 | .103 | .17 | .0 | .0 | .0 | 15.09 |
| 0716 FER16 | 349 | .82 | .69 | .13 | .0 | .0 | .0 | 23.50 |
| 0717 FER17,18,19 | 1784 | .532 | .491 | .40 | .0 | .1 | .0 | 29.82 |
| 0721 FER21,34,35 | 1863 | .483 | .356 | .115 | .0 | .2 | .10 | 25.93 |
| 0722 FER22 | 1649 | .462 | .446 | .16 | .0 | .0 | .0 | 28.02 |
| 0723 FER23 | 411 | .100 | .76 | .24 | .0 | .0 | .0 | 24.33 |
| 0724 FER24 | 865 | .157 | .99 | .53 | .3 | .2 | .0 | 18.15 |
| 0727 FER27,41 | 895 | .140 | .126 | .12 | .1 | .1 | .0 | 15.64 |
| 0729 FER29 | 18 | .5 | .3 | .2 | .0 | .0 | .0 | 27.78 |
| 0730 FER30 | 519 | .121 | .97 | .24 | .0 | .0 | .0 | 23.31 |
| 0733 FER33,38 | 1350 | .520 | .320 | .190 | .2 | .1 | .7 | 38.52 |
| 0736 FER36 | 249 | .60 | .53 | .7 | .0 | .0 | .0 | 24.10 |
| 0737 FER37 | 1457 | .477 | .448 | .28 | .1 | .0 | .0 | 32.74 |
| 0740 FER40 | 528 | .243 | .227 | .16 | .0 | .0 | .0 | 46.02 |
| 0742 FER42 | 984 | .281 | .247 | .33 | .0 | .1 | .0 | 28.56 |
| 0745 FER45 | 30 | .7 | .7 | .0 | .0 | .0 | .0 | 23.33 |
| 0746 FER46 | 30 | .7 | .7 | .0 | .0 | .0 | .0 | 23.33 |

| | | | | | | | |
|-----------------------|---------------|---------------|-------|-------------------------|--|---------------|-------|
| (DEMOCRATIC) | | VOTES PERCENT | | WITH 26 OF 26 REPORTING | | VOTES PERCENT | |
| U.S. SENATE | (Vote for) 1 | | | | | | |
| 01 = CHIEF WANA DUBIE | | 501 | 10.86 | 03 = JASON KANDER | | 2,784 | 60.33 |
| 02 = CORI BUSH | | 890 | 19.28 | 04 = ROBERT MACK | | 440 | 9.53 |

| | 01 | 02 | 03 | 04 |
|---------------------|----|----|-----|----|
| 0701 FER1,26 | 28 | 39 | 103 | 16 |
| 0702 FER2 | 12 | 30 | 98 | 13 |
| 0703 FER3,13,15,44 | 21 | 30 | 118 | 13 |
| 0704 FER4,6,7,25 | 19 | 26 | 99 | 28 |
| 0705 FER5 | 24 | 54 | 191 | 24 |
| 0708 FER8 | 16 | 31 | 81 | 10 |
| 0709 FER9,10,28,39 | 17 | 45 | 89 | 22 |
| 0711 FER11 | 5 | 12 | 8 | 8 |
| 0712 FER12,20,31,32 | 34 | 77 | 170 | 19 |
| 0714 FER14,43 | 12 | 18 | 61 | 6 |
| 0716 FER16 | 6 | 13 | 39 | 7 |
| 0717 FER17,18,19 | 40 | 72 | 317 | 43 |
| 0721 FER21,34,35 | 42 | 58 | 199 | 33 |
| 0722 FER22 | 53 | 69 | 243 | 43 |
| 0723 FER23 | 8 | 11 | 53 | 4 |
| 0724 FER24 | 11 | 24 | 40 | 15 |
| 0727 FER27,41 | 19 | 15 | 70 | 11 |
| 0729 FER29 | 0 | 1 | 2 | 0 |
| 0730 FER30 | 11 | 18 | 56 | 5 |
| 0733 FER33,38 | 25 | 72 | 193 | 16 |
| 0736 FER36 | 6 | 13 | 20 | 11 |
| 0737 FER37 | 38 | 80 | 274 | 35 |
| 0740 FER40 | 33 | 46 | 93 | 32 |
| 0742 FER42 | 20 | 34 | 156 | 26 |
| 0745 FER45 | 1 | 0 | 6 | 0 |
| 0746 FER46 | 0 | 2 | 5 | 0 |

| | | | | | | | |
|--------------------------------|---------------|---------------|-------|-------------------------------|--|---------------|-------|
| (DEMOCRATIC) | | VOTES PERCENT | | WITH 26 OF 26 REPORTING | | VOTES PERCENT | |
| U.S. REPRESENTATIVE DISTRICT 1 | (Vote for) 1 | | | | | | |
| 01 = (WILLIAM) BILL HAAS | | 307 | 6.32 | 03 = MARIA N. CHAPPELLE-NADAL | | 1,249 | 25.72 |
| 02 = LACY CLAY | | 3,300 | 67.96 | | | | |

| | 01 | 02 | 03 |
|---------------------|----|-----|-----|
| 0701 FER1,26 | 7 | 152 | 34 |
| 0702 FER2 | 2 | 125 | 34 |
| 0703 FER3,13,15,44 | 17 | 127 | 46 |
| 0704 FER4,6,7,25 | 1 | 138 | 45 |
| 0705 FER5 | 20 | 202 | 86 |
| 0708 FER8 | 7 | 108 | 34 |
| 0709 FER9,10,28,39 | 11 | 123 | 50 |
| 0711 FER11 | 5 | 22 | 7 |
| 0712 FER12,20,31,32 | 54 | 164 | 94 |
| 0714 FER14,43 | 5 | 62 | 36 |
| 0716 FER16 | 3 | 42 | 22 |
| 0717 FER17,18,19 | 21 | 363 | 106 |
| 0721 FER21,34,35 | 32 | 212 | 106 |
| 0722 FER22 | 20 | 312 | 111 |
| 0723 FER23 | 7 | 48 | 21 |
| 0724 FER24 | 10 | 66 | 21 |
| 0727 FER27,41 | 9 | 82 | 35 |
| 0729 FER29 | 0 | 0 | 2 |
| 0730 FER30 | 0 | 69 | 27 |
| 0733 FER33,38 | 43 | 180 | 88 |
| 0736 FER36 | 2 | 42 | 9 |
| 0737 FER37 | 14 | 311 | 119 |
| 0740 FER40 | 9 | 167 | 46 |
| 0742 FER42 | 8 | 173 | 66 |
| 0745 FER45 | 0 | 7 | 0 |
| 0746 FER46 | 0 | 3 | 4 |

| GOVERNOR | | VOTES | PERCENT | | VOTES | PERCENT |
|----------------------------------|--------------|-------|---------|-------------------------|-------|---------|
| (Vote for) 1 | | | | | | |
| 01 = LEONARD JOSEPH STEINMAN, II | | 253 | 5.37 | 03 = ERIC MORRISON | 472 | 10.02 |
| 02 = CHRIS KOSTER | | 3,602 | 76.49 | 04 = CHARLES B. WHEELER | 382 | 8.11 |
| | 01 02 03 04 | | | | | |
| 0701 FER1,26 | 16 130 24 16 | | | | | |
| 0702 FER2 | 8 127 12 9 | | | | | |
| 0703 FER3,13,15,44 | 6 140 20 20 | | | | | |
| 0704 FER4,6,7,25 | 7 138 13 18 | | | | | |
| 0705 FER5 | 14 238 30 19 | | | | | |
| 0708 FER8 | 10 107 12 15 | | | | | |
| 0709 FER9,10,28,39 | 9 139 20 11 | | | | | |
| 0711 FER11 | 2 25 2 5 | | | | | |
| 0712 FER12,20,31,32 | 27 222 32 25 | | | | | |
| 0714 FER14,43 | 6 74 8 11 | | | | | |
| 0716 FER16 | 1 49 10 3 | | | | | |
| 0717 FER17,18,19 | 20 383 45 30 | | | | | |
| 0721 FER21,34,35 | 24 261 38 23 | | | | | |
| 0722 FER22 | 16 330 40 38 | | | | | |
| 0723 FER23 | 3 65 6 2 | | | | | |
| 0724 FER24 | 7 57 12 12 | | | | | |
| 0727 FER27,41 | 9 90 10 9 | | | | | |
| 0729 FER29 | 0 1 1 1 | | | | | |
| 0730 FER30 | 3 73 11 6 | | | | | |
| 0733 FER33,38 | 16 240 29 21 | | | | | |
| 0736 FER36 | 2 31 5 12 | | | | | |
| 0737 FER37 | 15 342 46 34 | | | | | |
| 0740 FER40 | 20 138 28 25 | | | | | |
| 0742 FER42 | 11 190 18 16 | | | | | |
| 0745 FER45 | 1 6 0 0 | | | | | |
| 0746 FER46 | 0 6 0 1 | | | | | |

(DEMOCRATIC)

| LIEUTENANT GOVERNOR | | VOTES | PERCENT | WITH 26 OF 26 REPORTING | VOTES | PERCENT |
|---------------------|------------|-------|---------|--------------------------|-------|---------|
| (Vote for) 1 | | | | | | |
| 01 = WINSTON APPLE | | 329 | 6.96 | 03 = TOMMIE PIERSON, SR. | 1,362 | 28.83 |
| 02 = RUSS CARNAHAN | | 3,033 | 64.20 | | | |
| | 01 02 03 | | | | | |
| 0701 FER1,26 | 13 123 51 | | | | | |
| 0702 FER2 | 7 92 58 | | | | | |
| 0703 FER3,13,15,44 | 24 130 30 | | | | | |
| 0704 FER4,6,7,25 | 6 128 47 | | | | | |
| 0705 FER5 | 25 195 81 | | | | | |
| 0708 FER8 | 6 92 48 | | | | | |
| 0709 FER9,10,28,39 | 5 91 83 | | | | | |
| 0711 FER11 | 4 25 5 | | | | | |
| 0712 FER12,20,31,32 | 29 201 77 | | | | | |
| 0714 FER14,43 | 3 63 37 | | | | | |
| 0716 FER16 | 5 50 9 | | | | | |
| 0717 FER17,18,19 | 31 283 163 | | | | | |
| 0721 FER21,34,35 | 24 219 93 | | | | | |
| 0722 FER22 | 24 260 144 | | | | | |
| 0723 FER23 | 7 57 12 | | | | | |
| 0724 FER24 | 9 58 24 | | | | | |
| 0727 FER27,41 | 11 71 43 | | | | | |
| 0729 FER29 | 0 0 1 | | | | | |
| 0730 FER30 | 6 49 40 | | | | | |
| 0733 FER33,38 | 25 213 63 | | | | | |
| 0736 FER36 | 4 31 16 | | | | | |
| 0737 FER37 | 24 298 113 | | | | | |
| 0740 FER40 | 23 126 61 | | | | | |
| 0742 FER42 | 14 167 60 | | | | | |
| 0745 FER45 | 0 5 2 | | | | | |
| 0746 FER46 | 0 6 1 | | | | | |

(DEMOCRATIC)

| SECRETARY OF STATE | | VOTES | PERCENT | WITH 26 OF 26 REPORTING | VOTES | PERCENT |
|-------------------------|-----------|-------|---------|-------------------------|-------|---------|
| (Vote for) 1 | | | | | | |
| 01 = BILL CLINTON YOUNG | | 516 | 10.91 | 03 = MD RABBI ALAM | 156 | 3.30 |
| 02 = ROBIN SMITH | | 4,057 | 85.79 | | | |
| | 01 02 03 | | | | | |
| 0701 FER1,26 | 26 153 8 | | | | | |
| 0702 FER2 | 14 141 4 | | | | | |
| 0703 FER3,13,15,44 | 30 146 6 | | | | | |
| 0704 FER4,6,7,25 | 9 163 5 | | | | | |
| 0705 FER5 | 34 253 11 | | | | | |
| 0708 FER8 | 15 123 7 | | | | | |
| 0709 FER9,10,28,39 | 12 160 5 | | | | | |
| 0711 FER11 | 11 21 0 | | | | | |
| 0712 FER12,20,31,32 | 39 242 17 | | | | | |
| 0714 FER14,43 | 14 86 2 | | | | | |
| 0716 FER16 | 8 54 3 | | | | | |
| 0717 FER17,18,19 | 43 418 19 | | | | | |
| 0721 FER21,34,35 | 47 273 20 | | | | | |
| 0722 FER22 | 46 380 7 | | | | | |
| 0723 FER23 | 9 65 1 | | | | | |
| 0724 FER24 | 18 75 5 | | | | | |
| 0727 FER27,41 | 17 106 0 | | | | | |
| 0729 FER29 | 0 3 0 | | | | | |
| 0730 FER30 | 13 79 2 | | | | | |
| 0733 FER33,38 | 26 266 9 | | | | | |
| 0736 FER36 | 4 48 0 | | | | | |
| 0737 FER37 | 29 400 13 | | | | | |
| 0740 FER40 | 27 178 7 | | | | | |
| 0742 FER42 | 25 212 4 | | | | | |
| 0745 FER45 | 0 6 1 | | | | | |
| 0746 FER46 | 0 6 0 | | | | | |

(DEMOCRATIC)

| STATE TREASURER | | VOTES | PERCENT | WITH 26 OF 26 REPORTING | VOTES | PERCENT |
|--------------------|--|-------|---------|-------------------------|-------|---------|
| (Vote for) 1 | | | | | | |
| 01 = PAT CONTRERAS | | 2,527 | 55.32 | | | |
| 02 = JUDY BAKER | | 2,041 | 44.68 | | | |

| | 01 | 02 |
|---------------------|-----|-----|
| 0701 FER1,26 | 101 | 85 |
| 0702 FER2 | 60 | 91 |
| 0703 FER3,13,15,44 | 111 | 70 |
| 0704 FER4,6,7,25 | 66 | 108 |
| 0705 FER5 | 195 | 92 |
| 0708 FER8 | 73 | 65 |
| 0709 FER9,10,28,39 | 85 | 87 |
| 0711 FER11 | 18 | 16 |
| 0712 FER12,20,31,32 | 144 | 141 |
| 0714 FER14,43 | 60 | 38 |
| 0716 FER16 | 43 | 19 |
| 0717 FER17,18,19 | 292 | 170 |
| 0721 FER21,34,35 | 204 | 124 |
| 0722 FER22 | 211 | 204 |
| 0723 FER23 | 42 | 30 |
| 0724 FER24 | 55 | 37 |
| 0727 FER27,41 | 66 | 52 |
| 0729 FER29 | 1 | 1 |
| 0730 FER30 | 46 | 45 |
| 0733 FER33,38 | 167 | 123 |
| 0736 FER36 | 14 | 36 |
| 0737 FER37 | 215 | 214 |
| 0740 FER40 | 102 | 105 |
| 0742 FER42 | 147 | 85 |
| 0745 FER45 | 5 | 2 |
| 0746 FER46 | 4 | 1 |

(DEMOCRATIC)

VOTES PERCENT

WITH 26 OF 26 REPORTING

ATTORNEY GENERAL
 (Vote for) 1
 01 = JAKE ZIMMERMAN
 02 = TERESA HENSLEY

2,107 45.04
 2,571 54.96

| | 01 | 02 |
|---------------------|-----|-----|
| 0701 FER1,26 | 105 | 82 |
| 0702 FER2 | 70 | 81 |
| 0703 FER3,13,15,44 | 75 | 108 |
| 0704 FER4,6,7,25 | 78 | 101 |
| 0705 FER5 | 143 | 159 |
| 0708 FER8 | 64 | 77 |
| 0709 FER9,10,28,39 | 76 | 103 |
| 0711 FER11 | 16 | 17 |
| 0712 FER12,20,31,32 | 137 | 160 |
| 0714 FER14,43 | 32 | 67 |
| 0716 FER16 | 22 | 43 |
| 0717 FER17,18,19 | 267 | 213 |
| 0721 FER21,34,35 | 156 | 179 |
| 0722 FER22 | 175 | 246 |
| 0723 FER23 | 35 | 39 |
| 0724 FER24 | 28 | 67 |
| 0727 FER27,41 | 41 | 78 |
| 0729 FER29 | 0 | 1 |
| 0730 FER30 | 43 | 49 |
| 0733 FER33,38 | 161 | 140 |
| 0736 FER36 | 15 | 37 |
| 0737 FER37 | 181 | 256 |
| 0740 FER40 | 85 | 122 |
| 0742 FER42 | 92 | 142 |
| 0745 FER45 | 5 | 2 |
| 0746 FER46 | 5 | 2 |

(DEMOCRATIC)

VOTES PERCENT

WITH 16 OF 16 REPORTING

STATE SENATOR DISTRICT 13
 (Vote for) 1
 01 = GINA WALSH

2,431 100.00

| | 01 | 02 |
|------------------|-----|----|
| 0701 FER1,26 | 164 | |
| 0702 FER2 | 139 | |
| 0704 FER4,6,7,25 | 163 | |
| 0708 FER8 | 115 | |
| 0716 FER16 | 54 | |
| 0717 FER17,18,19 | 420 | |
| 0722 FER22 | 379 | |
| 0723 FER23 | 68 | |
| 0729 FER29 | 0 | |
| 0730 FER30 | 90 | |
| 0736 FER36 | 43 | |
| 0737 FER37 | 387 | |
| 0740 FER40 | 185 | |
| 0742 FER42 | 212 | |
| 0745 FER45 | 7 | |
| 0746 FER46 | 5 | |

(DEMOCRATIC)

VOTES PERCENT

WITH 2 OF 2 REPORTING

STATE REPRESENTATIVE DISTRICT 67
 (Vote for) 1
 01 = ALAN GREEN
 02 = SHELIA R. THOMPSON

4 33.33
 8 66.67

| | 01 | 02 |
|------------|----|----|
| 0745 FER45 | 2 | 5 |
| 0746 FER46 | 2 | 3 |

(DEMOCRATIC)

VOTES PERCENT

WITH 3 OF 3 REPORTING

STATE REPRESENTATIVE DISTRICT 68
 (Vote for) 1
 01 = JAY MOSLEY
 02 = BERT ATKINS

93 81.58
 21 18.42

| | 01 | 02 |
|------------|----|----|
| 0716 FER16 | 44 | 18 |
| 0729 FER29 | 3 | 0 |

0736 FER36 46 3

(DEMOCRATIC)

| | | VOTES PERCENT | | WITH 1 OF 1 REPORTING | | VOTES PERCENT | |
|----------------------------------|--|---------------|-------|-------------------------------|----|---------------|-------|
| STATE REPRESENTATIVE DISTRICT 73 | | | | | | | |
| (Vote for) 1 | | | | | | | |
| 01 = DANIEL WIBRACHT | | 28 | 14.58 | 03 = EILEEN GRANT McGEOGHEGAN | | 22 | 11.46 |
| 02 = COURTNEY ALLEN CURTIS | | 76 | 39.58 | 04 = LEE SMITH | | 66 | 34.38 |
| | | 01 | 02 | 03 | 04 | | |
| 0701 FER1,26 | | 28 | 76 | 22 | 66 | | |

(DEMOCRATIC)

| | | VOTES PERCENT | | WITH 8 OF 8 REPORTING | |
|----------------------------------|--|---------------|-------|-----------------------|--|
| STATE REPRESENTATIVE DISTRICT 74 | | | | | |
| (Vote for) 1 | | | | | |
| 01 = CORA FAITH WALKER | | 1,372 | 86.13 | | |
| 02 = DON HOUSTON | | 221 | 13.87 | | |
| | | 01 | 02 | | |
| 0703 FER3,13,15,44 | | 159 | 25 | | |
| 0705 FER5 | | 263 | 31 | | |
| 0711 FER11 | | 25 | 8 | | |
| 0712 FER12,20,31,32 | | 258 | 38 | | |
| 0721 FER21,34,35 | | 284 | 44 | | |
| 0723 FER23 | | 53 | 19 | | |
| 0724 FER24 | | 67 | 22 | | |
| 0733 FER33,38 | | 263 | 34 | | |

(DEMOCRATIC)

| | | VOTES PERCENT | | WITH 12 OF 12 REPORTING | |
|----------------------------------|--|---------------|-------|-------------------------|--|
| STATE REPRESENTATIVE DISTRICT 75 | | | | | |
| (Vote for) 1 | | | | | |
| 01 = ALAN GRAY | | 1,693 | 62.29 | | |
| 02 = TEONA McGHAW-BOURE' | | 1,025 | 37.71 | | |
| | | 01 | 02 | | |
| 0702 FER2 | | 77 | 79 | | |
| 0704 FER4,6,7,25 | | 90 | 89 | | |
| 0708 FER8 | | 60 | 84 | | |
| 0709 FER9,10,28,39 | | 83 | 93 | | |
| 0714 FER14,43 | | 50 | 48 | | |
| 0717 FER17,18,19 | | 359 | 108 | | |
| 0722 FER22 | | 305 | 110 | | |
| 0727 FER27,41 | | 74 | 46 | | |
| 0730 FER30 | | 37 | 59 | | |
| 0737 FER37 | | 250 | 184 | | |
| 0740 FER40 | | 122 | 76 | | |
| 0742 FER42 | | 186 | 49 | | |

(DEMOCRATIC)

| | | VOTES PERCENT | | WITH 11 OF 11 REPORTING | |
|---------------------------|--|---------------|-------|-------------------------|--|
| COUNTY COUNCIL DISTRICT 4 | | | | | |
| (Vote for) 1 | | | | | |
| 01 = MIKE O'MARA | | 388 | 19.16 | | |
| 02 = ROCHELLE WALTON GRAY | | 1,637 | 80.84 | | |
| | | 01 | 02 | | |
| 0716 FER16 | | 21 | 42 | | |
| 0717 FER17,18,19 | | 109 | 375 | | |
| 0722 FER22 | | 62 | 378 | | |
| 0723 FER23 | | 35 | 37 | | |
| 0729 FER29 | | 0 | 3 | | |
| 0736 FER36 | | 4 | 48 | | |
| 0737 FER37 | | 64 | 375 | | |
| 0740 FER40 | | 45 | 168 | | |
| 0742 FER42 | | 43 | 202 | | |
| 0745 FER45 | | 3 | 4 | | |
| 0746 FER46 | | 2 | 5 | | |

(DEMOCRATIC)

| | | VOTES PERCENT | | WITH 26 OF 26 REPORTING | | VOTES PERCENT | |
|--------------------------------|--|---------------|-------|-------------------------|--|---------------|-----|
| COMMITTEEMAN FERGUSON TOWNSHIP | | | | | | | |
| (Vote for) 1 | | | | | | | |
| 01 = LARRY THOMAS | | 1,710 | 38.38 | 03 = INVALID WRITE-IN | | 42 | .94 |
| 02 = MIKE PERSON | | 2,703 | 60.67 | | | | |
| | | 01 | 02 | 03 | | | |
| 0701 FER1,26 | | 93 | 85 | 1 | | | |
| 0702 FER2 | | 63 | 80 | 3 | | | |
| 0703 FER3,13,15,44 | | 63 | 105 | 3 | | | |
| 0704 FER4,6,7,25 | | 57 | 110 | 0 | | | |
| 0705 FER5 | | 80 | 195 | 3 | | | |
| 0708 FER8 | | 65 | 75 | 0 | | | |
| 0709 FER9,10,28,39 | | 79 | 87 | 1 | | | |
| 0711 FER11 | | 14 | 19 | 0 | | | |
| 0712 FER12,20,31,32 | | 100 | 167 | 5 | | | |
| 0714 FER14,43 | | 38 | 62 | 1 | | | |
| 0716 FER16 | | 27 | 32 | 0 | | | |
| 0717 FER17,18,19 | | 151 | 298 | 9 | | | |
| 0721 FER21,34,35 | | 111 | 203 | 4 | | | |
| 0722 FER22 | | 197 | 214 | 3 | | | |
| 0723 FER23 | | 29 | 39 | 1 | | | |
| 0724 FER24 | | 43 | 47 | 0 | | | |
| 0727 FER27,41 | | 38 | 77 | 1 | | | |
| 0729 FER29 | | 1 | 1 | 0 | | | |
| 0730 FER30 | | 40 | 51 | 0 | | | |
| 0733 FER33,38 | | 111 | 168 | 3 | | | |
| 0736 FER36 | | 17 | 34 | 0 | | | |
| 0737 FER37 | | 137 | 277 | 2 | | | |
| 0740 FER40 | | 95 | 99 | 1 | | | |
| 0742 FER42 | | 55 | 172 | 1 | | | |
| 0745 FER45 | | 3 | 4 | 0 | | | |
| 0746 FER46 | | 3 | 2 | 0 | | | |

(DEMOCRATIC)

WITH 26 OF 26 REPORTING

| COMMITTEEWOMAN FERGUSON TOWNSHIP | | | VOTES | PERCENT | | VOTES | PERCENT |
|----------------------------------|----------------|--|-------|---------|-----------------------|-------|---------|
| (Vote for) 1 | | | | | | | |
| 01 = TEONA MCGHAW-BOURE' | | | 1,150 | 25.16 | | | |
| 02 = ROCHELLE WALTON GRAY | | | 3,399 | 74.38 | 03 = INVALID WRITE-IN | 21 | .46 |
| | | | 01 | 02 | 03 | | |
| 0701 | FER1,26 | | 39 | 142 | 0 | | |
| 0702 | FER2 | | 49 | 109 | 0 | | |
| 0703 | FER3,13,15,44 | | 44 | 123 | 2 | | |
| 0704 | FER4,6,7,25 | | 61 | 119 | 0 | | |
| 0705 | FER5 | | 50 | 230 | 3 | | |
| 0708 | FER8 | | 74 | 73 | 0 | | |
| 0709 | FER9,10,28,39 | | 73 | 100 | 0 | | |
| 0711 | FER11 | | 7 | 26 | 0 | | |
| 0712 | FER12,20,31,32 | | 93 | 175 | 2 | | |
| 0714 | FER14,43 | | 36 | 65 | 1 | | |
| 0716 | FER16 | | 10 | 52 | 0 | | |
| 0717 | FER17,18,19 | | 74 | 392 | 2 | | |
| 0721 | FER21,34,35 | | 101 | 208 | 3 | | |
| 0722 | FER22 | | 58 | 373 | 1 | | |
| 0723 | FER23 | | 13 | 52 | 2 | | |
| 0724 | FER24 | | 24 | 67 | 0 | | |
| 0727 | FER27,41 | | 27 | 94 | 0 | | |
| 0729 | FER29 | | 0 | 2 | 0 | | |
| 0730 | FER30 | | 40 | 55 | 0 | | |
| 0733 | FER33,38 | | 76 | 200 | 5 | | |
| 0736 | FER36 | | 11 | 42 | 0 | | |
| 0737 | FER37 | | 109 | 328 | 0 | | |
| 0740 | FER40 | | 36 | 169 | 0 | | |
| 0742 | FER42 | | 43 | 192 | 0 | | |
| 0745 | FER45 | | 1 | 6 | 0 | | |
| 0746 | FER46 | | 1 | 5 | 0 | | |

| (REPUBLICAN) | | | VOTES | PERCENT | WITH 26 OF 26 REPORTING | VOTES | PERCENT |
|---------------------|----------------|--|-------|---------|-------------------------|-------|---------|
| U.S. SENATE | | | | | | | |
| (Vote for) 1 | | | | | | | |
| 01 = ROY BLUNT | | | 772 | 75.24 | 03 = BERNIE MOWINSKI | 36 | 3.51 |
| 02 = KRISTI NICHOLS | | | 184 | 17.93 | 04 = RYAN D. LUETHY | 34 | 3.31 |
| | | | 01 | 02 | 03 | 04 | |
| 0701 | FER1,26 | | 25 | 5 | 0 | 1 | |
| 0702 | FER2 | | 13 | 3 | 0 | 1 | |
| 0703 | FER3,13,15,44 | | 59 | 27 | 2 | 2 | |
| 0704 | FER4,6,7,25 | | 6 | 3 | 0 | 0 | |
| 0705 | FER5 | | 90 | 16 | 4 | 1 | |
| 0708 | FER8 | | 13 | 1 | 0 | 2 | |
| 0709 | FER9,10,28,39 | | 26 | 3 | 2 | 1 | |
| 0711 | FER11 | | 13 | 2 | 0 | 1 | |
| 0712 | FER12,20,31,32 | | 105 | 24 | 4 | 2 | |
| 0714 | FER14,43 | | 13 | 1 | 1 | 1 | |
| 0716 | FER16 | | 8 | 2 | 2 | 1 | |
| 0717 | FER17,18,19 | | 32 | 5 | 2 | 0 | |
| 0721 | FER21,34,35 | | 75 | 22 | 5 | 8 | |
| 0722 | FER22 | | 13 | 2 | 0 | 1 | |
| 0723 | FER23 | | 18 | 5 | 1 | 0 | |
| 0724 | FER24 | | 35 | 9 | 3 | 1 | |
| 0727 | FER27,41 | | 8 | 2 | 0 | 1 | |
| 0729 | FER29 | | 2 | 0 | 0 | 0 | |
| 0730 | FER30 | | 18 | 4 | 0 | 1 | |
| 0733 | FER33,38 | | 137 | 34 | 8 | 7 | |
| 0736 | FER36 | | 6 | 0 | 0 | 0 | |
| 0737 | FER37 | | 20 | 6 | 1 | 1 | |
| 0740 | FER40 | | 12 | 1 | 1 | 1 | |
| 0742 | FER42 | | 25 | 7 | 0 | 0 | |
| 0745 | FER45 | | 0 | 0 | 0 | 0 | |
| 0746 | FER46 | | 0 | 0 | 0 | 0 | |

| (REPUBLICAN) | | | VOTES | PERCENT | WITH 26 OF 26 REPORTING | VOTES | PERCENT |
|--------------------------------|----------------|--|-------|---------|-------------------------|-------|---------|
| U.S. REPRESENTATIVE DISTRICT 1 | | | | | | | |
| (Vote for) 1 | | | | | | | |
| 01 = STEVEN G. BAILEY | | | 629 | 69.35 | | | |
| 02 = PAUL BERRY, III | | | 278 | 30.65 | | | |
| | | | 01 | 02 | | | |
| 0701 | FER1,26 | | 19 | 10 | | | |
| 0702 | FER2 | | 12 | 3 | | | |
| 0703 | FER3,13,15,44 | | 59 | 21 | | | |
| 0704 | FER4,6,7,25 | | 5 | 1 | | | |
| 0705 | FER5 | | 65 | 36 | | | |
| 0708 | FER8 | | 15 | 0 | | | |
| 0709 | FER9,10,28,39 | | 18 | 9 | | | |
| 0711 | FER11 | | 12 | 3 | | | |
| 0712 | FER12,20,31,32 | | 72 | 36 | | | |
| 0714 | FER14,43 | | 10 | 5 | | | |
| 0716 | FER16 | | 5 | 7 | | | |
| 0717 | FER17,18,19 | | 30 | 8 | | | |
| 0721 | FER21,34,35 | | 65 | 29 | | | |
| 0722 | FER22 | | 10 | 5 | | | |
| 0723 | FER23 | | 14 | 5 | | | |
| 0724 | FER24 | | 38 | 8 | | | |
| 0727 | FER27,41 | | 7 | 4 | | | |
| 0729 | FER29 | | 2 | 0 | | | |
| 0730 | FER30 | | 16 | 5 | | | |
| 0733 | FER33,38 | | 107 | 58 | | | |
| 0736 | FER36 | | 1 | 5 | | | |
| 0737 | FER37 | | 18 | 7 | | | |
| 0740 | FER40 | | 9 | 5 | | | |
| 0742 | FER42 | | 20 | 8 | | | |
| 0745 | FER45 | | 0 | 0 | | | |
| 0746 | FER46 | | 0 | 0 | | | |

| (REPUBLICAN) | | | VOTES | PERCENT | WITH 26 OF 26 REPORTING | VOTES | PERCENT |
|------------------------|--|--|-------|---------|-------------------------|-------|---------|
| GOVERNOR | | | | | | | |
| (Vote for) 1 | | | | | | | |
| 01 = CATHERINE HANAWAY | | | 263 | 25.00 | 03 = JOHN BRUNNER | 168 | 15.97 |
| 02 = ERIC GREITENS | | | 288 | 27.38 | 04 = PETER D. KINDER | 333 | 31.65 |

| | 01 | 02 | 03 | 04 |
|---------------------|----|----|----|----|
| 0701 FER1,26 | 3 | 11 | 11 | 7 |
| 0702 FER2 | 9 | 3 | 1 | 4 |
| 0703 FER3,13,15,44 | 22 | 23 | 14 | 31 |
| 0704 FER4,6,7,25 | 4 | 3 | 1 | 1 |
| 0705 FER5 | 28 | 36 | 21 | 31 |
| 0708 FER8 | 1 | 6 | 2 | 7 |
| 0709 FER9,10,28,39 | 10 | 11 | 4 | 7 |
| 0711 FER11 | 5 | 6 | 2 | 3 |
| 0712 FER12,20,31,32 | 33 | 27 | 18 | 64 |
| 0714 FER14,43 | 5 | 1 | 3 | 7 |
| 0716 FER16 | 5 | 4 | 1 | 3 |
| 0717 FER17,18,19 | 13 | 11 | 11 | 5 |
| 0721 FER21,34,35 | 22 | 34 | 11 | 45 |
| 0722 FER22 | 3 | 3 | 4 | 6 |
| 0723 FER23 | 9 | 4 | 4 | 7 |
| 0724 FER24 | 19 | 16 | 8 | 8 |
| 0727 FER27,41 | 4 | 5 | 1 | 1 |
| 0729 FER29 | 0 | 2 | 0 | 0 |
| 0730 FER30 | 7 | 6 | 4 | 7 |
| 0733 FER33,38 | 43 | 50 | 27 | 69 |
| 0736 FER36 | 1 | 1 | 3 | 2 |
| 0737 FER37 | 7 | 8 | 4 | 9 |
| 0740 FER40 | 3 | 7 | 4 | 2 |
| 0742 FER42 | 7 | 10 | 9 | 7 |
| 0745 FER45 | 0 | 0 | 0 | 0 |
| 0746 FER46 | 0 | 0 | 0 | 0 |

(REPUBLICAN)

| | VOTES | PERCENT | WITH 26 OF 26 REPORTING | VOTES | PERCENT |
|--|-------|---------|-------------------------|-------|---------|
| LIEUTENANT GOVERNOR (Vote for) 1 01 = ARNIE C. AC DIENOFF 02 = BEV RANDLES | 67 | 6.77 | 03 = MIKE PARSON | 434 | 43.84 |

| | 01 | 02 | 03 |
|---------------------|----|----|----|
| 0701 FER1,26 | 3 | 15 | 12 |
| 0702 FER2 | 1 | 8 | 5 |
| 0703 FER3,13,15,44 | 6 | 51 | 32 |
| 0704 FER4,6,7,25 | 1 | 2 | 3 |
| 0705 FER5 | 6 | 56 | 48 |
| 0708 FER8 | 0 | 4 | 12 |
| 0709 FER9,10,28,39 | 2 | 15 | 15 |
| 0711 FER11 | 1 | 10 | 5 |
| 0712 FER12,20,31,32 | 10 | 54 | 62 |
| 0714 FER14,43 | 3 | 4 | 9 |
| 0716 FER16 | 1 | 6 | 6 |
| 0717 FER17,18,19 | 4 | 18 | 17 |
| 0721 FER21,34,35 | 9 | 46 | 49 |
| 0722 FER22 | 1 | 10 | 5 |
| 0723 FER23 | 1 | 11 | 10 |
| 0724 FER24 | 4 | 20 | 26 |
| 0727 FER27,41 | 0 | 5 | 5 |
| 0729 FER29 | 0 | 1 | 1 |
| 0730 FER30 | 0 | 12 | 10 |
| 0733 FER33,38 | 6 | 98 | 74 |
| 0736 FER36 | 0 | 5 | 1 |
| 0737 FER37 | 2 | 20 | 5 |
| 0740 FER40 | 0 | 5 | 10 |
| 0742 FER42 | 6 | 13 | 12 |
| 0745 FER45 | 0 | 0 | 0 |
| 0746 FER46 | 0 | 0 | 0 |

(REPUBLICAN)

| | VOTES | PERCENT | WITH 26 OF 26 REPORTING | VOTES | PERCENT |
|--|-------|---------|-------------------------|-------|---------|
| SECRETARY OF STATE (Vote for) 1 01 = WILL KRAUS 02 = JOHN (JAY) ASHCROFT | 322 | 31.72 | 03 = ROI CHINN | 58 | 5.71 |

| | 01 | 02 | 03 |
|---------------------|----|-----|----|
| 0701 FER1,26 | 13 | 15 | 3 |
| 0702 FER2 | 3 | 12 | 2 |
| 0703 FER3,13,15,44 | 35 | 51 | 4 |
| 0704 FER4,6,7,25 | 3 | 5 | 0 |
| 0705 FER5 | 31 | 77 | 5 |
| 0708 FER8 | 7 | 8 | 0 |
| 0709 FER9,10,28,39 | 11 | 20 | 1 |
| 0711 FER11 | 6 | 9 | 1 |
| 0712 FER12,20,31,32 | 31 | 88 | 11 |
| 0714 FER14,43 | 9 | 8 | 0 |
| 0716 FER16 | 2 | 9 | 2 |
| 0717 FER17,18,19 | 14 | 22 | 4 |
| 0721 FER21,34,35 | 32 | 71 | 4 |
| 0722 FER22 | 1 | 14 | 1 |
| 0723 FER23 | 10 | 12 | 1 |
| 0724 FER24 | 14 | 32 | 2 |
| 0727 FER27,41 | 4 | 7 | 0 |
| 0729 FER29 | 0 | 2 | 0 |
| 0730 FER30 | 9 | 15 | 0 |
| 0733 FER33,38 | 63 | 108 | 12 |
| 0736 FER36 | 2 | 4 | 0 |
| 0737 FER37 | 5 | 18 | 3 |
| 0740 FER40 | 4 | 9 | 2 |
| 0742 FER42 | 13 | 19 | 0 |
| 0745 FER45 | 0 | 0 | 0 |
| 0746 FER46 | 0 | 0 | 0 |

(REPUBLICAN)

| | VOTES | PERCENT | WITH 26 OF 26 REPORTING |
|---|-------|---------|-------------------------|
| STATE TREASURER (Vote for) 1 01 = ERIC SCHMITT | 865 | 100.00 | |

| | 01 |
|--------------------|----|
| 0701 FER1,26 | 28 |
| 0702 FER2 | 11 |
| 0703 FER3,13,15,44 | 79 |
| 0704 FER4,6,7,25 | 4 |
| 0705 FER5 | 92 |

| | | |
|------|----------------|-----|
| 0708 | FER8 | 15 |
| 0709 | FER9,10,28,39 | 28 |
| 0711 | FER11 | 14 |
| 0712 | FER12,20,31,32 | 106 |
| 0714 | FER14,43 | 15 |
| 0716 | FER16 | 10 |
| 0717 | FER17,18,19 | 38 |
| 0721 | FER21,34,35 | 89 |
| 0722 | FER22 | 14 |
| 0723 | FER23 | 22 |
| 0724 | FER24 | 42 |
| 0727 | FER27,41 | 8 |
| 0729 | FER29 | 2 |
| 0730 | FER30 | 18 |
| 0733 | FER33,38 | 156 |
| 0736 | FER36 | 6 |
| 0737 | FER37 | 25 |
| 0740 | FER40 | 15 |
| 0742 | FER42 | 28 |
| 0745 | FER45 | 0 |
| 0746 | FER46 | 0 |

(REPUBLICAN)

VOTES PERCENT

WITH 26 OF 26 REPORTING

ATTORNEY GENERAL

(Vote for) 1

01 = JOSH HAWLEY
02 = KURT SCHAEFER

713 71.51
284 28.49

01 02

| | | | |
|------|----------------|-----|----|
| 0701 | FER1,26 | 23 | 7 |
| 0702 | FER2 | 9 | 4 |
| 0703 | FER3,13,15,44 | 62 | 26 |
| 0704 | FER4,6,7,25 | 7 | 1 |
| 0705 | FER5 | 84 | 30 |
| 0708 | FER8 | 13 | 2 |
| 0709 | FER9,10,28,39 | 23 | 6 |
| 0711 | FER11 | 13 | 3 |
| 0712 | FER12,20,31,32 | 93 | 36 |
| 0714 | FER14,43 | 9 | 8 |
| 0716 | FER16 | 7 | 5 |
| 0717 | FER17,18,19 | 27 | 12 |
| 0721 | FER21,34,35 | 71 | 32 |
| 0722 | FER22 | 7 | 7 |
| 0723 | FER23 | 17 | 7 |
| 0724 | FER24 | 35 | 14 |
| 0727 | FER27,41 | 6 | 5 |
| 0729 | FER29 | 2 | 0 |
| 0730 | FER30 | 18 | 6 |
| 0733 | FER33,38 | 130 | 50 |
| 0736 | FER36 | 5 | 1 |
| 0737 | FER37 | 18 | 8 |
| 0740 | FER40 | 10 | 5 |
| 0742 | FER42 | 24 | 9 |
| 0745 | FER45 | 0 | 0 |
| 0746 | FER46 | 0 | 0 |

(REPUBLICAN)

VOTES PERCENT

WITH 16 OF 16 REPORTING

STATE SENATOR DISTRICT 13

(Vote for) 1

01 = NO CANDIDATE FILED

0

01

| | | |
|------|-------------|---|
| 0701 | FER1,26 | 0 |
| 0702 | FER2 | 0 |
| 0704 | FER4,6,7,25 | 0 |
| 0708 | FER8 | 0 |
| 0716 | FER16 | 0 |
| 0717 | FER17,18,19 | 0 |
| 0722 | FER22 | 0 |
| 0723 | FER23 | 0 |
| 0729 | FER29 | 0 |
| 0730 | FER30 | 0 |
| 0736 | FER36 | 0 |
| 0737 | FER37 | 0 |
| 0740 | FER40 | 0 |
| 0742 | FER42 | 0 |
| 0745 | FER45 | 0 |
| 0746 | FER46 | 0 |

(REPUBLICAN)

VOTES PERCENT

WITH 2 OF 2 REPORTING

STATE REPRESENTATIVE DISTRICT 67

(Vote for) 1

01 = NO CANDIDATE FILED

0

01

| | | |
|------|-------|---|
| 0745 | FER45 | 0 |
| 0746 | FER46 | 0 |

(REPUBLICAN)

VOTES PERCENT

WITH 3 OF 3 REPORTING

STATE REPRESENTATIVE DISTRICT 68

(Vote for) 1

01 = NO CANDIDATE FILED

0

01

| | | |
|------|-------|---|
| 0716 | FER16 | 0 |
| 0729 | FER29 | 0 |
| 0736 | FER36 | 0 |

(REPUBLICAN)

VOTES PERCENT

WITH 1 OF 1 REPORTING

STATE REPRESENTATIVE DISTRICT 73

(Vote for) 1

01 = NO CANDIDATE FILED

0

01

0

0701 FER1,26
=====

(REPUBLICAN)

WITH 8 OF 8 REPORTING

STATE REPRESENTATIVE DISTRICT 74
(Vote for) 1
01 = NO CANDIDATE FILED

01

| | VOTES | PERCENT |
|---------------------|-------|---------|
| 0703 FER3,13,15,44 | 0 | |
| 0705 FER5 | 0 | |
| 0711 FER11 | 0 | |
| 0712 FER12,20,31,32 | 0 | |
| 0721 FER21,34,35 | 0 | |
| 0723 FER23 | 0 | |
| 0724 FER24 | 0 | |
| 0733 FER33,38 | 0 | |

=====

(REPUBLICAN)

WITH 12 OF 12 REPORTING

STATE REPRESENTATIVE DISTRICT 75
(Vote for) 1
01 = NO CANDIDATE FILED

01

| | VOTES | PERCENT |
|--------------------|-------|---------|
| 0702 FER2 | 0 | |
| 0704 FER4,6,7,25 | 0 | |
| 0708 FER8 | 0 | |
| 0709 FER9,10,28,39 | 0 | |
| 0714 FER14,43 | 0 | |
| 0717 FER17,18,19 | 0 | |
| 0722 FER22 | 0 | |
| 0727 FER27,41 | 0 | |
| 0730 FER30 | 0 | |
| 0737 FER37 | 0 | |
| 0740 FER40 | 0 | |
| 0742 FER42 | 0 | |

=====

(REPUBLICAN)

WITH 11 OF 11 REPORTING

COUNTY COUNCIL DISTRICT 4
(Vote for) 1
01 = CURTIS FAULKNER

01

| | VOTES | PERCENT |
|------------------|-------|---------|
| 0716 FER16 | 9 | |
| 0717 FER17,18,19 | 35 | |
| 0722 FER22 | 14 | |
| 0723 FER23 | 18 | |
| 0729 FER29 | 2 | |
| 0736 FER36 | 5 | |
| 0737 FER37 | 26 | |
| 0740 FER40 | 11 | |
| 0742 FER42 | 26 | |
| 0745 FER45 | 0 | |
| 0746 FER46 | 0 | |

=====

(REPUBLICAN)

WITH 26 OF 26 REPORTING

COMMITTEEMAN FERGUSON TOWNSHIP
(Vote for) 1
01 = NO CANDIDATE FILED
02 = *SEE OFFICIAL WRITE-IN REPORT

01 02

| | VOTES | PERCENT |
|---------------------|-------|---------|
| 0701 FER1,26 | 0 | 3 |
| 0702 FER2 | 0 | 0 |
| 0703 FER3,13,15,44 | 0 | 4 |
| 0704 FER4,6,7,25 | 0 | 0 |
| 0705 FER5 | 0 | 14 |
| 0708 FER8 | 0 | 1 |
| 0709 FER9,10,28,39 | 0 | 6 |
| 0711 FER11 | 0 | 0 |
| 0712 FER12,20,31,32 | 0 | 11 |
| 0714 FER14,43 | 0 | 2 |
| 0716 FER16 | 0 | 0 |
| 0717 FER17,18,19 | 0 | 4 |
| 0721 FER21,34,35 | 0 | 6 |
| 0722 FER22 | 0 | 4 |
| 0723 FER23 | 0 | 1 |
| 0724 FER24 | 0 | 1 |
| 0727 FER27,41 | 0 | 0 |
| 0729 FER29 | 0 | 0 |
| 0730 FER30 | 0 | 4 |
| 0733 FER33,38 | 0 | 16 |
| 0736 FER36 | 0 | 2 |
| 0737 FER37 | 0 | 1 |
| 0740 FER40 | 0 | 0 |
| 0742 FER42 | 0 | 1 |
| 0745 FER45 | 0 | 0 |
| 0746 FER46 | 0 | 0 |

=====

(REPUBLICAN)

WITH 26 OF 26 REPORTING

COMMITTEEWOMAN FERGUSON TOWNSHIP
(Vote for) 1
01 = LISA KALISKI
02 = INVALID WRITE-IN

01 02

| | VOTES | PERCENT |
|--------------------|-------|---------|
| 0701 FER1,26 | 23 | 0 |
| 0702 FER2 | 10 | 0 |
| 0703 FER3,13,15,44 | 71 | 1 |
| 0704 FER4,6,7,25 | 5 | 0 |
| 0705 FER5 | 77 | 2 |

| | | | |
|------|----------------|-----|---|
| 0708 | FER8 | 10 | 0 |
| 0709 | FER9,10,28,39 | 18 | 0 |
| 0711 | FER11 | 12 | 0 |
| 0712 | FER12,20,31,32 | 88 | 1 |
| 0714 | FER14,43 | 7 | 2 |
| 0716 | FER16 | 12 | 0 |
| 0717 | FER17,18,19 | 35 | 0 |
| 0721 | FER21,34,35 | 64 | 3 |
| 0722 | FER22 | 15 | 0 |
| 0723 | FER23 | 20 | 1 |
| 0724 | FER24 | 33 | 0 |
| 0727 | FER27,41 | 8 | 0 |
| 0729 | FER29 | 2 | 0 |
| 0730 | FER30 | 12 | 0 |
| 0733 | FER33,38 | 111 | 5 |
| 0736 | FER36 | 3 | 1 |
| 0737 | FER37 | 20 | 0 |
| 0740 | FER40 | 9 | 0 |
| 0742 | FER42 | 24 | 1 |
| 0745 | FER45 | 0 | 0 |
| 0746 | FER46 | 0 | 0 |

(LIBERTARIAN)

WITH 26 OF 26 REPORTING

| | | | |
|------------------------|--|-------|---------|
| U.S. SENATE | | VOTES | PERCENT |
| (Vote for) 1 | | | |
| 01 = JONATHAN DINE | | 5 | 38.46 |
| 02 = HERSCHEL L. YOUNG | | 8 | 61.54 |

01 02

| | | | |
|------|----------------|---|---|
| 0701 | FER1,26 | 0 | 0 |
| 0702 | FER2 | 0 | 0 |
| 0703 | FER3,13,15,44 | 0 | 1 |
| 0704 | FER4,6,7,25 | 0 | 0 |
| 0705 | FER5 | 1 | 1 |
| 0708 | FER8 | 0 | 0 |
| 0709 | FER9,10,28,39 | 1 | 0 |
| 0711 | FER11 | 0 | 0 |
| 0712 | FER12,20,31,32 | 1 | 2 |
| 0714 | FER14,43 | 0 | 0 |
| 0716 | FER16 | 0 | 0 |
| 0717 | FER17,18,19 | 0 | 0 |
| 0721 | FER21,34,35 | 0 | 0 |
| 0722 | FER22 | 0 | 0 |
| 0723 | FER23 | 0 | 0 |
| 0724 | FER24 | 0 | 3 |
| 0727 | FER27,41 | 0 | 1 |
| 0729 | FER29 | 0 | 0 |
| 0730 | FER30 | 0 | 0 |
| 0733 | FER33,38 | 2 | 0 |
| 0736 | FER36 | 0 | 0 |
| 0737 | FER37 | 0 | 0 |
| 0740 | FER40 | 0 | 0 |
| 0742 | FER42 | 0 | 0 |
| 0745 | FER45 | 0 | 0 |
| 0746 | FER46 | 0 | 0 |

(LIBERTARIAN)

WITH 26 OF 26 REPORTING

| | | | |
|--------------------------------|--|-------|---------|
| U.S. REPRESENTATIVE DISTRICT 1 | | VOTES | PERCENT |
| (Vote for) 1 | | | |
| 01 = ROBB E. CUNNINGHAM | | 12 | 100.00 |

01

| | | | |
|------|----------------|---|--|
| 0701 | FER1,26 | 0 | |
| 0702 | FER2 | 0 | |
| 0703 | FER3,13,15,44 | 1 | |
| 0704 | FER4,6,7,25 | 0 | |
| 0705 | FER5 | 2 | |
| 0708 | FER8 | 0 | |
| 0709 | FER9,10,28,39 | 1 | |
| 0711 | FER11 | 0 | |
| 0712 | FER12,20,31,32 | 2 | |
| 0714 | FER14,43 | 0 | |
| 0716 | FER16 | 0 | |
| 0717 | FER17,18,19 | 0 | |
| 0721 | FER21,34,35 | 0 | |
| 0722 | FER22 | 0 | |
| 0723 | FER23 | 0 | |
| 0724 | FER24 | 3 | |
| 0727 | FER27,41 | 1 | |
| 0729 | FER29 | 0 | |
| 0730 | FER30 | 0 | |
| 0733 | FER33,38 | 2 | |
| 0736 | FER36 | 0 | |
| 0737 | FER37 | 0 | |
| 0740 | FER40 | 0 | |
| 0742 | FER42 | 0 | |
| 0745 | FER45 | 0 | |
| 0746 | FER46 | 0 | |

(LIBERTARIAN)

WITH 26 OF 26 REPORTING

| | | | |
|------------------------|--|-------|---------|
| GOVERNOR | | VOTES | PERCENT |
| (Vote for) 1 | | | |
| 01 = CISSE W. SPRAGINS | | 11 | 100.00 |

01

| | | | |
|------|----------------|---|--|
| 0701 | FER1,26 | 0 | |
| 0702 | FER2 | 0 | |
| 0703 | FER3,13,15,44 | 1 | |
| 0704 | FER4,6,7,25 | 0 | |
| 0705 | FER5 | 2 | |
| 0708 | FER8 | 0 | |
| 0709 | FER9,10,28,39 | 1 | |
| 0711 | FER11 | 0 | |
| 0712 | FER12,20,31,32 | 2 | |
| 0714 | FER14,43 | 0 | |
| 0716 | FER16 | 0 | |
| 0717 | FER17,18,19 | 0 | |
| 0721 | FER21,34,35 | 0 | |

0722 FER22 0
 0723 FER23 0
 0724 FER24 3
 0727 FER27,41 1
 0729 FER29 0
 0730 FER30 0
 0733 FER33,38 1
 0736 FER36 0
 0737 FER37 0
 0740 FER40 0
 0742 FER42 0
 0745 FER45 0
 0746 FER46 0

(LIBERTARIAN)

VOTES PERCENT WITH 26 OF 26 REPORTING

LIEUTENANT GOVERNOR
 (Vote for) 1

11 100.00

01 = STEVEN R. HEDRICK

 01

0701 FER1,26 0
 0702 FER2 0
 0703 FER3,13,15,44 1
 0704 FER4,6,7,25 0
 0705 FER5 2
 0708 FER8 0
 0709 FER9,10,28,39 1
 0711 FER11 0
 0712 FER12,20,31,32 2
 0714 FER14,43 0
 0716 FER16 0
 0717 FER17,18,19 0
 0721 FER21,34,35 0
 0722 FER22 0
 0723 FER23 0
 0724 FER24 2
 0727 FER27,41 1
 0729 FER29 0
 0730 FER30 0
 0733 FER33,38 2
 0736 FER36 0
 0737 FER37 0
 0740 FER40 0
 0742 FER42 0
 0745 FER45 0
 0746 FER46 0

(LIBERTARIAN)

VOTES PERCENT WITH 26 OF 26 REPORTING

SECRETARY OF STATE
 (Vote for) 1

10 100.00

01 = CHRIS MORRILL

 01

0701 FER1,26 0
 0702 FER2 0
 0703 FER3,13,15,44 1
 0704 FER4,6,7,25 0
 0705 FER5 2
 0708 FER8 0
 0709 FER9,10,28,39 1
 0711 FER11 0
 0712 FER12,20,31,32 2
 0714 FER14,43 0
 0716 FER16 0
 0717 FER17,18,19 0
 0721 FER21,34,35 0
 0722 FER22 0
 0723 FER23 0
 0724 FER24 2
 0727 FER27,41 1
 0729 FER29 0
 0730 FER30 0
 0733 FER33,38 1
 0736 FER36 0
 0737 FER37 0
 0740 FER40 0
 0742 FER42 0
 0745 FER45 0
 0746 FER46 0

(LIBERTARIAN)

VOTES PERCENT WITH 26 OF 26 REPORTING

STATE TREASURER
 (Vote for) 1

11 100.00

01 = SEAN O'TOOLE

 01

0701 FER1,26 0
 0702 FER2 0
 0703 FER3,13,15,44 1
 0704 FER4,6,7,25 0
 0705 FER5 2
 0708 FER8 0
 0709 FER9,10,28,39 1
 0711 FER11 0
 0712 FER12,20,31,32 2
 0714 FER14,43 0
 0716 FER16 0
 0717 FER17,18,19 0
 0721 FER21,34,35 0
 0722 FER22 0
 0723 FER23 0
 0724 FER24 3
 0727 FER27,41 1
 0729 FER29 0
 0730 FER30 0
 0733 FER33,38 1
 0736 FER36 0
 0737 FER37 0

0740 FER40 0
0742 FER42 0
0745 FER45 0
0746 FER46 0

(LIBERTARIAN)

VOTES PERCENT WITH 26 OF 26 REPORTING

ATTORNEY GENERAL
(Vote for) 1
01 = NO CANDIDATE FILED

01

0701 FER1,26 0
0702 FER2 0
0703 FER3,13,15,44 0
0704 FER4,6,7,25 0
0705 FER5 0
0708 FER8 0
0709 FER9,10,28,39 0
0711 FER11 0
0712 FER12,20,31,32 0
0714 FER14,43 0
0716 FER16 0
0717 FER17,18,19 0
0721 FER21,34,35 0
0722 FER22 0
0723 FER23 0
0724 FER24 0
0727 FER27,41 0
0729 FER29 0
0730 FER30 0
0733 FER33,38 0
0736 FER36 0
0737 FER37 0
0740 FER40 0
0742 FER42 0
0745 FER45 0
0746 FER46 0

(LIBERTARIAN)

VOTES PERCENT WITH 16 OF 16 REPORTING

STATE SENATOR DISTRICT 13
(Vote for) 1
01 = NO CANDIDATE FILED

01

0701 FER1,26 0
0702 FER2 0
0704 FER4,6,7,25 0
0708 FER8 0
0716 FER16 0
0717 FER17,18,19 0
0722 FER22 0
0723 FER23 0
0729 FER29 0
0730 FER30 0
0736 FER36 0
0737 FER37 0
0740 FER40 0
0742 FER42 0
0745 FER45 0
0746 FER46 0

(LIBERTARIAN)

VOTES PERCENT WITH 2 OF 2 REPORTING

STATE REPRESENTATIVE DISTRICT 67
(Vote for) 1
01 = NO CANDIDATE FILED

01

0745 FER45 0
0746 FER46 0

(LIBERTARIAN)

VOTES PERCENT WITH 3 OF 3 REPORTING

STATE REPRESENTATIVE DISTRICT 68
(Vote for) 1
01 = NO CANDIDATE FILED

01

0716 FER16 0
0729 FER29 0
0736 FER36 0

(LIBERTARIAN)

VOTES PERCENT WITH 1 OF 1 REPORTING

STATE REPRESENTATIVE DISTRICT 73
(Vote for) 1
01 = NO CANDIDATE FILED

01

0701 FER1,26 0

(LIBERTARIAN)

VOTES PERCENT WITH 8 OF 8 REPORTING

STATE REPRESENTATIVE DISTRICT 74
(Vote for) 1
01 = NO CANDIDATE FILED

01

0703 FER3,13,15,44 0
0705 FER5 0
0711 FER11 0
0712 FER12,20,31,32 0
0721 FER21,34,35 0

0723 FER23 0
0724 FER24 0
0733 FER33,38 0

(LIBERTARIAN)

VOTES PERCENT WITH 12 OF 12 REPORTING

STATE REPRESENTATIVE DISTRICT 75
(Vote for) 1
01 = NO CANDIDATE FILED

0

01

0702 FER2 0
0704 FER4,6,7,25 0
0708 FER8 0
0709 FER9,10,28,39 0
0714 FER14,43 0
0717 FER17,18,19 0
0722 FER22 0
0727 FER27,41 0
0730 FER30 0
0737 FER37 0
0740 FER40 0
0742 FER42 0

(LIBERTARIAN)

VOTES PERCENT WITH 11 OF 11 REPORTING

COUNTY COUNCIL DISTRICT 4
(Vote for) 1
01 = JEFF COLEMAN

0

01

0716 FER16 0
0717 FER17,18,19 0
0722 FER22 0
0723 FER23 0
0729 FER29 0
0736 FER36 0
0737 FER37 0
0740 FER40 0
0742 FER42 0
0745 FER45 0
0746 FER46 0

(LIBERTARIAN)

VOTES PERCENT WITH 26 OF 26 REPORTING

COMMITTEEMAN FERGUSON TOWNSHIP
(Vote for) 1
01 = NO CANDIDATE FILED
02 = *SEE OFFICIAL WRITE-IN REPORT

0
2 100.00

01 02

0701 FER1,26 0 0
0702 FER2 0 0
0703 FER3,13,15,44 0 0
0704 FER4,6,7,25 0 0
0705 FER5 0 0
0708 FER8 0 0
0709 FER9,10,28,39 0 0
0711 FER11 0 0
0712 FER12,20,31,32 0 2
0714 FER14,43 0 0
0716 FER16 0 0
0717 FER17,18,19 0 0
0721 FER21,34,35 0 0
0722 FER22 0 0
0723 FER23 0 0
0724 FER24 0 0
0727 FER27,41 0 0
0729 FER29 0 0
0730 FER30 0 0
0733 FER33,38 0 0
0736 FER36 0 0
0737 FER37 0 0
0740 FER40 0 0
0742 FER42 0 0
0745 FER45 0 0
0746 FER46 0 0

(LIBERTARIAN)

VOTES PERCENT WITH 26 OF 26 REPORTING

COMMITTEEWOMAN FERGUSON TOWNSHIP
(Vote for) 1
01 = NO CANDIDATE FILED
02 = *SEE OFFICIAL WRITE-IN REPORT

0
0

01 02

0701 FER1,26 0 0
0702 FER2 0 0
0703 FER3,13,15,44 0 0
0704 FER4,6,7,25 0 0
0705 FER5 0 0
0708 FER8 0 0
0709 FER9,10,28,39 0 0
0711 FER11 0 0
0712 FER12,20,31,32 0 0
0714 FER14,43 0 0
0716 FER16 0 0
0717 FER17,18,19 0 0
0721 FER21,34,35 0 0
0722 FER22 0 0
0723 FER23 0 0
0724 FER24 0 0
0727 FER27,41 0 0
0729 FER29 0 0
0730 FER30 0 0
0733 FER33,38 0 0
0736 FER36 0 0
0737 FER37 0 0
0740 FER40 0 0

0742 FER42 0 0
0745 FER45 0 0
0746 FER46 0 0

(CONSTITUTION)

VOTES PERCENT WITH 26 OF 26 REPORTING

U.S. SENATE
(Vote for) 1
01 = FRED RYMAN

9 100.00

01

0701 FER1,26 1
0702 FER2 0
0703 FER3,13,15,44 1
0704 FER4,6,7,25 0
0705 FER5 0
0708 FER8 0
0709 FER9,10,28,39 0
0711 FER11 0
0712 FER12,20,31,32 0
0714 FER14,43 0
0716 FER16 0
0717 FER17,18,19 1
0721 FER21,34,35 2
0722 FER22 0
0723 FER23 0
0724 FER24 1
0727 FER27,41 1
0729 FER29 0
0730 FER30 0
0733 FER33,38 1
0736 FER36 0
0737 FER37 0
0740 FER40 0
0742 FER42 1
0745 FER45 0
0746 FER46 0

(CONSTITUTION)

VOTES PERCENT WITH 26 OF 26 REPORTING

U.S. REPRESENTATIVE DISTRICT 1
(Vote for) 1
01 = NO CANDIDATE FILED

0

01

0701 FER1,26 0
0702 FER2 0
0703 FER3,13,15,44 0
0704 FER4,6,7,25 0
0705 FER5 0
0708 FER8 0
0709 FER9,10,28,39 0
0711 FER11 0
0712 FER12,20,31,32 0
0714 FER14,43 0
0716 FER16 0
0717 FER17,18,19 0
0721 FER21,34,35 0
0722 FER22 0
0723 FER23 0
0724 FER24 0
0727 FER27,41 0
0729 FER29 0
0730 FER30 0
0733 FER33,38 0
0736 FER36 0
0737 FER37 0
0740 FER40 0
0742 FER42 0
0745 FER45 0
0746 FER46 0

(CONSTITUTION)

VOTES PERCENT WITH 26 OF 26 REPORTING

GOVERNOR
(Vote for) 1
01 = NO CANDIDATE FILED

0

01

0701 FER1,26 0
0702 FER2 0
0703 FER3,13,15,44 0
0704 FER4,6,7,25 0
0705 FER5 0
0708 FER8 0
0709 FER9,10,28,39 0
0711 FER11 0
0712 FER12,20,31,32 0
0714 FER14,43 0
0716 FER16 0
0717 FER17,18,19 0
0721 FER21,34,35 0
0722 FER22 0
0723 FER23 0
0724 FER24 0
0727 FER27,41 0
0729 FER29 0
0730 FER30 0
0733 FER33,38 0
0736 FER36 0
0737 FER37 0
0740 FER40 0
0742 FER42 0
0745 FER45 0
0746 FER46 0

(CONSTITUTION)

VOTES PERCENT WITH 26 OF 26 REPORTING

LIEUTENANT GOVERNOR
(Vote for) 1

01 = NO CANDIDATE FILED

0

01

| | | |
|------|----------------|---|
| 0701 | FER1,26 | 0 |
| 0702 | FER2 | 0 |
| 0703 | FER3,13,15,44 | 0 |
| 0704 | FER4,6,7,25 | 0 |
| 0705 | FER5 | 0 |
| 0708 | FER8 | 0 |
| 0709 | FER9,10,28,39 | 0 |
| 0711 | FER11 | 0 |
| 0712 | FER12,20,31,32 | 0 |
| 0714 | FER14,43 | 0 |
| 0716 | FER16 | 0 |
| 0717 | FER17,18,19 | 0 |
| 0721 | FER21,34,35 | 0 |
| 0722 | FER22 | 0 |
| 0723 | FER23 | 0 |
| 0724 | FER24 | 0 |
| 0727 | FER27,41 | 0 |
| 0729 | FER29 | 0 |
| 0730 | FER30 | 0 |
| 0733 | FER33,38 | 0 |
| 0736 | FER36 | 0 |
| 0737 | FER37 | 0 |
| 0740 | FER40 | 0 |
| 0742 | FER42 | 0 |
| 0745 | FER45 | 0 |
| 0746 | FER46 | 0 |

(CONSTITUTION)

VOTES PERCENT

WITH 26 OF 26 REPORTING

SECRETARY OF STATE

(Vote for) 1

0

01 = NO CANDIDATE FILED

01

| | | |
|------|----------------|---|
| 0701 | FER1,26 | 0 |
| 0702 | FER2 | 0 |
| 0703 | FER3,13,15,44 | 0 |
| 0704 | FER4,6,7,25 | 0 |
| 0705 | FER5 | 0 |
| 0708 | FER8 | 0 |
| 0709 | FER9,10,28,39 | 0 |
| 0711 | FER11 | 0 |
| 0712 | FER12,20,31,32 | 0 |
| 0714 | FER14,43 | 0 |
| 0716 | FER16 | 0 |
| 0717 | FER17,18,19 | 0 |
| 0721 | FER21,34,35 | 0 |
| 0722 | FER22 | 0 |
| 0723 | FER23 | 0 |
| 0724 | FER24 | 0 |
| 0727 | FER27,41 | 0 |
| 0729 | FER29 | 0 |
| 0730 | FER30 | 0 |
| 0733 | FER33,38 | 0 |
| 0736 | FER36 | 0 |
| 0737 | FER37 | 0 |
| 0740 | FER40 | 0 |
| 0742 | FER42 | 0 |
| 0745 | FER45 | 0 |
| 0746 | FER46 | 0 |

(CONSTITUTION)

VOTES PERCENT

WITH 26 OF 26 REPORTING

STATE TREASURER

(Vote for) 1

0

01 = NO CANDIDATE FILED

01

| | | |
|------|----------------|---|
| 0701 | FER1,26 | 0 |
| 0702 | FER2 | 0 |
| 0703 | FER3,13,15,44 | 0 |
| 0704 | FER4,6,7,25 | 0 |
| 0705 | FER5 | 0 |
| 0708 | FER8 | 0 |
| 0709 | FER9,10,28,39 | 0 |
| 0711 | FER11 | 0 |
| 0712 | FER12,20,31,32 | 0 |
| 0714 | FER14,43 | 0 |
| 0716 | FER16 | 0 |
| 0717 | FER17,18,19 | 0 |
| 0721 | FER21,34,35 | 0 |
| 0722 | FER22 | 0 |
| 0723 | FER23 | 0 |
| 0724 | FER24 | 0 |
| 0727 | FER27,41 | 0 |
| 0729 | FER29 | 0 |
| 0730 | FER30 | 0 |
| 0733 | FER33,38 | 0 |
| 0736 | FER36 | 0 |
| 0737 | FER37 | 0 |
| 0740 | FER40 | 0 |
| 0742 | FER42 | 0 |
| 0745 | FER45 | 0 |
| 0746 | FER46 | 0 |

(CONSTITUTION)

VOTES PERCENT

WITH 26 OF 26 REPORTING

ATTORNEY GENERAL

(Vote for) 1

0

01 = NO CANDIDATE FILED

01

| | | |
|------|---------------|---|
| 0701 | FER1,26 | 0 |
| 0702 | FER2 | 0 |
| 0703 | FER3,13,15,44 | 0 |
| 0704 | FER4,6,7,25 | 0 |
| 0705 | FER5 | 0 |

0708 FER8 0
 0709 FER9,10,28,39 0
 0711 FER11 0
 0712 FER12,20,31,32 0
 0714 FER14,43 0
 0716 FER16 0
 0717 FER17,18,19 0
 0721 FER21,34,35 0
 0722 FER22 0
 0723 FER23 0
 0724 FER24 0
 0727 FER27,41 0
 0729 FER29 0
 0730 FER30 0
 0733 FER33,38 0
 0736 FER36 0
 0737 FER37 0
 0740 FER40 0
 0742 FER42 0
 0745 FER45 0
 0746 FER46 0

=====

(CONSTITUTION) VOTES PERCENT WITH 16 OF 16 REPORTING

STATE SENATOR DISTRICT 13
 (Vote for) 1
 01 = NO CANDIDATE FILED 0

 01

0701 FER1,26 0
 0702 FER2 0
 0704 FER4,6,7,25 0
 0708 FER8 0
 0716 FER16 0
 0717 FER17,18,19 0
 0722 FER22 0
 0723 FER23 0
 0729 FER29 0
 0730 FER30 0
 0736 FER36 0
 0737 FER37 0
 0740 FER40 0
 0742 FER42 0
 0745 FER45 0
 0746 FER46 0

=====

(CONSTITUTION) VOTES PERCENT WITH 2 OF 2 REPORTING

STATE REPRESENTATIVE DISTRICT 67
 (Vote for) 1
 01 = NO CANDIDATE FILED 0

 01

0745 FER45 0
 0746 FER46 0

=====

(CONSTITUTION) VOTES PERCENT WITH 3 OF 3 REPORTING

STATE REPRESENTATIVE DISTRICT 68
 (Vote for) 1
 01 = NO CANDIDATE FILED 0

 01

0716 FER16 0
 0729 FER29 0
 0736 FER36 0

=====

(CONSTITUTION) VOTES PERCENT WITH 1 OF 1 REPORTING

STATE REPRESENTATIVE DISTRICT 73
 (Vote for) 1
 01 = NO CANDIDATE FILED 0

 01

0701 FER1,26 0

=====

(CONSTITUTION) VOTES PERCENT WITH 8 OF 8 REPORTING

STATE REPRESENTATIVE DISTRICT 74
 (Vote for) 1
 01 = NO CANDIDATE FILED 0

 01

0703 FER3,13,15,44 0
 0705 FER5 0
 0711 FER11 0
 0712 FER12,20,31,32 0
 0721 FER21,34,35 0
 0723 FER23 0
 0724 FER24 0
 0733 FER33,38 0

=====

(CONSTITUTION) VOTES PERCENT WITH 12 OF 12 REPORTING

STATE REPRESENTATIVE DISTRICT 75
 (Vote for) 1
 01 = NO CANDIDATE FILED 0

 01

0702 FER2 0
 0704 FER4,6,7,25 0
 0708 FER8 0
 0709 FER9,10,28,39 0
 0714 FER14,43 0
 0717 FER17,18,19 0

| | |
|---------------|---|
| 0722 FER22 | 0 |
| 0727 FER27,41 | 0 |
| 0730 FER30 | 0 |
| 0737 FER37 | 0 |
| 0740 FER40 | 0 |
| 0742 FER42 | 0 |

(CONSTITUTION) VOTES PERCENT WITH 11 OF 11 REPORTING

COUNTY COUNCIL DISTRICT 4
 (Vote for) 1
 01 = NO CANDIDATE FILED 0

| | |
|------------------|---|
| 0716 FER16 | 0 |
| 0717 FER17,18,19 | 0 |
| 0722 FER22 | 0 |
| 0723 FER23 | 0 |
| 0729 FER29 | 0 |
| 0736 FER36 | 0 |
| 0737 FER37 | 0 |
| 0740 FER40 | 0 |
| 0742 FER42 | 0 |
| 0745 FER45 | 0 |
| 0746 FER46 | 0 |

(CONSTITUTION) VOTES PERCENT WITH 26 OF 26 REPORTING

COMMITTEEMAN FERGUSON TOWNSHIP
 (Vote for) 1
 01 = NO CANDIDATE FILED 0
 02 = *SEE OFFICIAL WRITE-IN REPORT 0

| | | |
|---------------------|---|---|
| 0701 FER1,26 | 0 | 0 |
| 0702 FER2 | 0 | 0 |
| 0703 FER3,13,15,44 | 0 | 0 |
| 0704 FER4,6,7,25 | 0 | 0 |
| 0705 FER5 | 0 | 0 |
| 0708 FER8 | 0 | 0 |
| 0709 FER9,10,28,39 | 0 | 0 |
| 0711 FER11 | 0 | 0 |
| 0712 FER12,20,31,32 | 0 | 0 |
| 0714 FER14,43 | 0 | 0 |
| 0716 FER16 | 0 | 0 |
| 0717 FER17,18,19 | 0 | 0 |
| 0721 FER21,34,35 | 0 | 0 |
| 0722 FER22 | 0 | 0 |
| 0723 FER23 | 0 | 0 |
| 0724 FER24 | 0 | 0 |
| 0727 FER27,41 | 0 | 0 |
| 0729 FER29 | 0 | 0 |
| 0730 FER30 | 0 | 0 |
| 0733 FER33,38 | 0 | 0 |
| 0736 FER36 | 0 | 0 |
| 0737 FER37 | 0 | 0 |
| 0740 FER40 | 0 | 0 |
| 0742 FER42 | 0 | 0 |
| 0745 FER45 | 0 | 0 |
| 0746 FER46 | 0 | 0 |

(CONSTITUTION) VOTES PERCENT WITH 26 OF 26 REPORTING

COMMITTEEWOMAN FERGUSON TOWNSHIP
 (Vote for) 1
 01 = NO CANDIDATE FILED 0
 02 = *SEE OFFICIAL WRITE-IN REPORT 1 100.00

| | | |
|---------------------|---|---|
| 0701 FER1,26 | 0 | 0 |
| 0702 FER2 | 0 | 0 |
| 0703 FER3,13,15,44 | 0 | 0 |
| 0704 FER4,6,7,25 | 0 | 0 |
| 0705 FER5 | 0 | 0 |
| 0708 FER8 | 0 | 0 |
| 0709 FER9,10,28,39 | 0 | 0 |
| 0711 FER11 | 0 | 0 |
| 0712 FER12,20,31,32 | 0 | 0 |
| 0714 FER14,43 | 0 | 0 |
| 0716 FER16 | 0 | 0 |
| 0717 FER17,18,19 | 0 | 1 |
| 0721 FER21,34,35 | 0 | 0 |
| 0722 FER22 | 0 | 0 |
| 0723 FER23 | 0 | 0 |
| 0724 FER24 | 0 | 0 |
| 0727 FER27,41 | 0 | 0 |
| 0729 FER29 | 0 | 0 |
| 0730 FER30 | 0 | 0 |
| 0733 FER33,38 | 0 | 0 |
| 0736 FER36 | 0 | 0 |
| 0737 FER37 | 0 | 0 |
| 0740 FER40 | 0 | 0 |
| 0742 FER42 | 0 | 0 |
| 0745 FER45 | 0 | 0 |
| 0746 FER46 | 0 | 0 |

(NONPARTISAN) VOTES PERCENT WITH 4 OF 4 REPORTING

DELLWOOD - PROPOSITION A
 REGISTRATION & INSPECTION FEE - VACANT PROPERTY
 (Vote for) 1
 01 = YES 472 68.80
 02 = NO 214 31.20

| | | |
|--------------------|-----|----|
| 0704 FER4,6,7,25 | 128 | 61 |
| 0708 FER8 | 116 | 48 |
| 0709 FER9,10,28,39 | 145 | 71 |
| 0730 FER30 | 83 | 34 |

(NONPARTISAN)

VOTES PERCENT

WITH 5 OF 5 REPORTING

FERGUSON - PROPOSITION U

INCREASE BUSINESS LICENSE TAX - UTILITIES

(Vote for) 1

01 = YES

02 = NO

1,494 71.59
593 28.41

01 02

0702 FER2 112 71
0705 FER5 320 112
0712 FER12,20,31,32 368 118
0721 FER21,34,35 311 162
0733 FER33,38 383 130

WE, THE BOARD OF ELECTION COMMISSIONERS OF ST. LOUIS COUNTY, MISSOURI, ACTING AS THE VERIFICATION BOARD PURSUANT TO SECTION 115.507, RSMo, HEREBY CERTIFY THE FOREGOING TO BE A TRUE AND CORRECT ABSTRACT OF VOTES CAST FOR THE CANDIDATES AND ISSUES AT THE PRIMARY ELECTION HELD IN ST. LOUIS COUNTY, MISSOURI, ON AUGUST 2, 2016. IN TESTIMONY WHEREOF, WE HAVE HEREUNTO SET OUR HAND AT OUR OFFICE IN MAPLEWOOD, ST. LOUIS COUNTY, MISSOURI, ON AUGUST 16, 2016.

Richard H. Kellett
RICHARD H. KELLETT, CHAIRMAN

John W. Maupin
JOHN W. MAUPIN, SECRETARY

Trudi McCollum Foushee
TRUDI MCCOLLUM FOUSHEE, COMMISSIONER

John P. King
JOHN P. KING, COMMISSIONER



| | | TOTAL | | | | PERCENT | | | | WITH 24 OF 24 PRECINCTS REPORTING | | | | TOTAL | PERCENT |
|--------------------------------|--|--------|-------|--|--|----------------------------------|--|--|--|-----------------------------------|-----|--|--|-------|---------|
| 01 = REGISTERED VOTERS - TOTAL | | 22,978 | | | | 05 = BALLOTS CAST - LIBERTARIAN | | | | 35 | .58 | | | | |
| 02 = BALLOTS CAST - TOTAL | | 6,017 | | | | 06 = BALLOTS CAST - CONSTITUTION | | | | 13 | .22 | | | | |
| 03 = BALLOTS CAST - DEMOCRATIC | | 3,875 | 64.40 | | | 07 = BALLOTS CAST - NONPARTISAN | | | | 0 | | | | | |
| 04 = BALLOTS CAST - REPUBLICAN | | 2,094 | 34.80 | | | 08 = VOTER TURNOUT - TOTAL | | | | 26.19 | | | | | |

| | 01 | 02 | 03 | 04 | 05 | 06 | 07 | 08 |
|---------------|------|-----|-----|-----|----|----|----|-------|
| 0801 FLO1 | 886 | 220 | 153 | 62 | 4 | 1 | 0 | 24.83 |
| 0802 FLO2,5 | 1439 | 390 | 236 | 150 | 2 | 2 | 0 | 27.10 |
| 0803 FLO3 | 1509 | 460 | 320 | 140 | 0 | 0 | 0 | 30.48 |
| 0804 FLO4 | 1390 | 419 | 293 | 122 | 3 | 1 | 0 | 30.14 |
| 0806 FLO6 | 947 | 201 | 141 | 60 | 0 | 0 | 0 | 21.22 |
| 0807 FLO7 | 303 | 73 | 43 | 30 | 0 | 0 | 0 | 24.09 |
| 0808 FLO8 | 1273 | 345 | 219 | 123 | 1 | 2 | 0 | 27.10 |
| 0809 FLO9 | 1357 | 302 | 160 | 141 | 1 | 0 | 0 | 22.25 |
| 0810 FLO10 | 39 | 12 | 9 | 3 | 0 | 0 | 0 | 30.77 |
| 0811 FLO11,12 | 919 | 295 | 163 | 129 | 3 | 0 | 0 | 32.10 |
| 0813 FLO13 | 390 | 94 | 56 | 38 | 0 | 0 | 0 | 24.10 |
| 0814 FLO14 | 1549 | 450 | 266 | 177 | 5 | 2 | 0 | 29.05 |
| 0815 FLO15 | 6 | 1 | 0 | 1 | 0 | 0 | 0 | 16.67 |
| 0816 FLO16 | 1495 | 312 | 193 | 114 | 3 | 2 | 0 | 20.87 |
| 0817 FLO17 | 1267 | 370 | 297 | 72 | 1 | 0 | 0 | 29.20 |
| 0818 FLO18,23 | 1352 | 379 | 264 | 113 | 2 | 0 | 0 | 28.03 |
| 0819 FLO19,24 | 1715 | 432 | 310 | 121 | 1 | 0 | 0 | 25.19 |
| 0820 FLO20 | 355 | 106 | 55 | 50 | 1 | 0 | 0 | 29.86 |
| 0821 FLO21,27 | 1176 | 234 | 124 | 105 | 3 | 2 | 0 | 19.90 |
| 0822 FLO22,29 | 1200 | 306 | 169 | 137 | 0 | 0 | 0 | 25.50 |
| 0825 FLO25 | 36 | 11 | 8 | 3 | 0 | 0 | 0 | 30.56 |
| 0826 FLO26,28 | 946 | 237 | 167 | 68 | 2 | 0 | 0 | 25.05 |
| 0830 FLO30 | 756 | 177 | 132 | 43 | 2 | 0 | 0 | 23.41 |
| 0831 FLO31 | 673 | 191 | 97 | 92 | 1 | 1 | 0 | 28.38 |

| (DEMOCRATIC) | | VOTES | | | | PERCENT | | | | WITH 24 OF 24 REPORTING | | | | VOTES | PERCENT |
|-----------------------|--|-------|--|--|--|---------|-------|--|--|-------------------------|--|--|-------|-------|---------|
| U.S. SENATE | | | | | | | | | | | | | | | |
| (Vote for) 1 | | | | | | | | | | | | | | | |
| 01 = CHIEF WANA DUBIE | | | | | | 339 | 9.25 | | | 03 = JASON KANDER | | | 2,460 | 67.16 | |
| 02 = CORI BUSH | | | | | | 530 | 14.47 | | | 04 = ROBERT MACK | | | 334 | 9.12 | |

| | 01 | 02 | 03 | 04 |
|---------------|----|----|-----|----|
| 0801 FLO1 | 12 | 24 | 101 | 11 |
| 0802 FLO2,5 | 28 | 41 | 130 | 31 |
| 0803 FLO3 | 24 | 40 | 214 | 29 |
| 0804 FLO4 | 25 | 43 | 183 | 27 |
| 0806 FLO6 | 16 | 20 | 88 | 13 |
| 0807 FLO7 | 4 | 6 | 31 | 2 |
| 0808 FLO8 | 20 | 34 | 123 | 24 |
| 0809 FLO9 | 10 | 17 | 113 | 13 |
| 0810 FLO10 | 0 | 3 | 4 | 2 |
| 0811 FLO11,12 | 12 | 16 | 106 | 10 |
| 0813 FLO13 | 7 | 7 | 33 | 7 |
| 0814 FLO14 | 21 | 22 | 183 | 20 |
| 0815 FLO15 | 0 | 0 | 0 | 0 |
| 0816 FLO16 | 22 | 26 | 128 | 8 |
| 0817 FLO17 | 25 | 43 | 192 | 21 |
| 0818 FLO18,23 | 18 | 30 | 182 | 17 |
| 0819 FLO19,24 | 25 | 39 | 199 | 28 |
| 0820 FLO20 | 2 | 5 | 40 | 2 |
| 0821 FLO21,27 | 11 | 11 | 84 | 11 |
| 0822 FLO22,29 | 11 | 18 | 117 | 17 |
| 0825 FLO25 | 2 | 1 | 4 | 1 |
| 0826 FLO26,28 | 16 | 41 | 80 | 19 |
| 0830 FLO30 | 19 | 24 | 70 | 13 |
| 0831 FLO31 | 9 | 19 | 55 | 8 |

| (DEMOCRATIC) | | VOTES | | | | PERCENT | | | | WITH 24 OF 24 REPORTING | | | | VOTES | PERCENT |
|--------------------------------|--|-------|--|--|--|---------|-------|--|--|-------------------------------|--|--|-----|-------|---------|
| U.S. REPRESENTATIVE DISTRICT 1 | | | | | | | | | | | | | | | |
| (Vote for) 1 | | | | | | | | | | | | | | | |
| 01 = (WILLIAM) BILL HAAS | | | | | | 561 | 14.72 | | | 03 = MARIA N. CHAPPELLE-NADAL | | | 852 | 22.36 | |
| 02 = LACY CLAY | | | | | | 2,397 | 62.91 | | | | | | | | |

| | 01 | 02 | 03 |
|---------------|----|-----|----|
| 0801 FLO1 | 24 | 93 | 32 |
| 0802 FLO2,5 | 26 | 152 | 54 |
| 0803 FLO3 | 26 | 212 | 78 |
| 0804 FLO4 | 36 | 165 | 89 |
| 0806 FLO6 | 22 | 82 | 36 |
| 0807 FLO7 | 8 | 29 | 5 |
| 0808 FLO8 | 41 | 137 | 32 |
| 0809 FLO9 | 40 | 86 | 30 |
| 0810 FLO10 | 0 | 7 | 2 |
| 0811 FLO11,12 | 39 | 88 | 28 |
| 0813 FLO13 | 6 | 30 | 20 |
| 0814 FLO14 | 47 | 160 | 55 |
| 0815 FLO15 | 0 | 0 | 0 |
| 0816 FLO16 | 29 | 115 | 46 |
| 0817 FLO17 | 17 | 219 | 58 |
| 0818 FLO18,23 | 29 | 175 | 58 |
| 0819 FLO19,24 | 26 | 206 | 73 |
| 0820 FLO20 | 14 | 27 | 12 |
| 0821 FLO21,27 | 29 | 74 | 20 |
| 0822 FLO22,29 | 38 | 97 | 32 |
| 0825 FLO25 | 0 | 6 | 2 |
| 0826 FLO26,28 | 17 | 105 | 40 |
| 0830 FLO30 | 19 | 83 | 30 |
| 0831 FLO31 | 28 | 49 | 20 |

| (DEMOCRATIC) | | VOTES | | | | PERCENT | | | | WITH 24 OF 24 REPORTING | | | | VOTES | PERCENT |
|----------------------------------|--|-------|--|--|--|---------|-------|--|--|-------------------------|--|--|-----|-------|---------|
| GOVERNOR | | | | | | | | | | | | | | | |
| (Vote for) 1 | | | | | | | | | | | | | | | |
| 01 = LEONARD JOSEPH STEINMAN, II | | | | | | 140 | 3.75 | | | 03 = ERIC MORRISON | | | 311 | 8.32 | |
| 02 = CHRIS KOSTER | | | | | | 3,037 | 81.25 | | | 04 = CHARLES B. WHEELER | | | 250 | 6.69 | |

| | 01 | 02 | 03 | 04 |
|---------------|----|-----|----|----|
| 0801 FLO1 | 8 | 121 | 8 | 12 |
| 0802 FLO2,5 | 8 | 185 | 24 | 15 |
| 0803 FLO3 | 7 | 255 | 27 | 21 |
| 0804 FLO4 | 12 | 223 | 25 | 26 |
| 0806 FLO6 | 5 | 115 | 14 | 4 |
| 0807 FLO7 | 1 | 39 | 1 | 2 |
| 0808 FLO8 | 7 | 168 | 21 | 13 |
| 0809 FLO9 | 3 | 137 | 7 | 11 |
| 0810 FLO10 | 0 | 8 | 1 | 0 |
| 0811 FLO11,12 | 5 | 130 | 12 | 3 |
| 0813 FLO13 | 2 | 48 | 3 | 3 |
| 0814 FLO14 | 3 | 210 | 23 | 14 |
| 0815 FLO15 | 0 | 0 | 0 | 0 |
| 0816 FLO16 | 7 | 156 | 14 | 15 |
| 0817 FLO17 | 13 | 222 | 28 | 25 |
| 0818 FLO18,23 | 8 | 217 | 14 | 15 |
| 0819 FLO19,24 | 11 | 237 | 28 | 20 |
| 0820 FLO20 | 0 | 49 | 0 | 2 |
| 0821 FLO21,27 | 10 | 98 | 5 | 9 |
| 0822 FLO22,29 | 7 | 143 | 6 | 6 |
| 0825 FLO25 | 1 | 5 | 1 | 1 |
| 0826 FLO26,28 | 7 | 114 | 19 | 13 |
| 0830 FLO30 | 13 | 85 | 15 | 13 |
| 0831 FLO31 | 2 | 72 | 15 | 7 |

(DEMOCRATIC)

| | VOTES | PERCENT | WITH 24 OF 24 REPORTING | VOTES | PERCENT |
|--|-------|---------|--------------------------|-------|---------|
| LIEUTENANT GOVERNOR (Vote for) 1 01 = WINSTON APPLE 02 = RUSS CARNAHAN | 259 | 6.95 | | | |
| | 2,851 | 76.45 | 03 = TOMMIE PIERSON, SR. | 619 | 16.60 |

| | 01 | 02 | 03 |
|---------------|----|-----|----|
| 0801 FLO1 | 19 | 114 | 15 |
| 0802 FLO2,5 | 16 | 170 | 43 |
| 0803 FLO3 | 17 | 246 | 49 |
| 0804 FLO4 | 21 | 217 | 50 |
| 0806 FLO6 | 13 | 98 | 27 |
| 0807 FLO7 | 4 | 33 | 5 |
| 0808 FLO8 | 33 | 144 | 32 |
| 0809 FLO9 | 13 | 122 | 20 |
| 0810 FLO10 | 1 | 6 | 2 |
| 0811 FLO11,12 | 6 | 138 | 11 |
| 0813 FLO13 | 3 | 42 | 9 |
| 0814 FLO14 | 12 | 211 | 34 |
| 0815 FLO15 | 0 | 0 | 0 |
| 0816 FLO16 | 11 | 153 | 25 |
| 0817 FLO17 | 14 | 187 | 85 |
| 0818 FLO18,23 | 10 | 185 | 50 |
| 0819 FLO19,24 | 11 | 224 | 63 |
| 0820 FLO20 | 3 | 41 | 4 |
| 0821 FLO21,27 | 8 | 98 | 15 |
| 0822 FLO22,29 | 16 | 130 | 16 |
| 0825 FLO25 | 1 | 7 | 0 |
| 0826 FLO26,28 | 11 | 112 | 31 |
| 0830 FLO30 | 12 | 92 | 23 |
| 0831 FLO31 | 4 | 81 | 10 |

(DEMOCRATIC)

| | VOTES | PERCENT | WITH 24 OF 24 REPORTING | VOTES | PERCENT |
|--|-------|---------|-------------------------|-------|---------|
| SECRETARY OF STATE (Vote for) 1 01 = BILL CLINTON YOUNG 02 = ROBIN SMITH | 454 | 12.22 | | | |
| | 3,152 | 84.82 | 03 = MD RABBI ALAM | 110 | 2.96 |

| | 01 | 02 | 03 |
|---------------|----|-----|----|
| 0801 FLO1 | 22 | 121 | 6 |
| 0802 FLO2,5 | 27 | 196 | 7 |
| 0803 FLO3 | 26 | 278 | 6 |
| 0804 FLO4 | 35 | 239 | 9 |
| 0806 FLO6 | 12 | 120 | 5 |
| 0807 FLO7 | 9 | 31 | 1 |
| 0808 FLO8 | 28 | 178 | 4 |
| 0809 FLO9 | 23 | 128 | 3 |
| 0810 FLO10 | 1 | 8 | 0 |
| 0811 FLO11,12 | 25 | 116 | 6 |
| 0813 FLO13 | 6 | 45 | 4 |
| 0814 FLO14 | 27 | 228 | 3 |
| 0815 FLO15 | 0 | 0 | 0 |
| 0816 FLO16 | 26 | 155 | 6 |
| 0817 FLO17 | 29 | 246 | 9 |
| 0818 FLO18,23 | 24 | 223 | 5 |
| 0819 FLO19,24 | 30 | 261 | 7 |
| 0820 FLO20 | 6 | 42 | 0 |
| 0821 FLO21,27 | 21 | 98 | 2 |
| 0822 FLO22,29 | 24 | 128 | 9 |
| 0825 FLO25 | 3 | 4 | 1 |
| 0826 FLO26,28 | 23 | 122 | 8 |
| 0830 FLO30 | 18 | 106 | 4 |
| 0831 FLO31 | 9 | 79 | 5 |

(DEMOCRATIC)

| | VOTES | PERCENT | WITH 24 OF 24 REPORTING | VOTES | PERCENT |
|---|-------|---------|-------------------------|-------|---------|
| STATE TREASURER (Vote for) 1 01 = PAT CONTRERAS 02 = JUDY BAKER | 2,008 | 56.14 | | | |
| | 1,569 | 43.86 | | | |

| | 01 | 02 |
|---------------|-----|-----|
| 0801 FLO1 | 92 | 54 |
| 0802 FLO2,5 | 99 | 126 |
| 0803 FLO3 | 185 | 116 |
| 0804 FLO4 | 167 | 109 |
| 0806 FLO6 | 73 | 58 |
| 0807 FLO7 | 27 | 13 |
| 0808 FLO8 | 92 | 109 |
| 0809 FLO9 | 95 | 55 |
| 0810 FLO10 | 6 | 3 |
| 0811 FLO11,12 | 83 | 58 |

| | | | |
|------|----------|-----|-----|
| 0813 | FLO13 | 35 | 18 |
| 0814 | FLO14 | 139 | 97 |
| 0815 | FLO15 | 0 | 0 |
| 0816 | FLO16 | 101 | 82 |
| 0817 | FLO17 | 156 | 117 |
| 0818 | FLO18,23 | 135 | 105 |
| 0819 | FLO19,24 | 150 | 137 |
| 0820 | FLO20 | 32 | 13 |
| 0821 | FLO21,27 | 68 | 49 |
| 0822 | FLO22,29 | 91 | 61 |
| 0825 | FLO25 | 4 | 4 |
| 0826 | FLO26,28 | 77 | 75 |
| 0830 | FLO30 | 64 | 60 |
| 0831 | FLO31 | 37 | 50 |

(DEMOCRATIC)

VOTES PERCENT

WITH 24 OF 24 REPORTING

ATTORNEY GENERAL
(Vote for) 1
01 = JAKE ZIMMERMAN
02 = TERESA HENSLEY

2,037 54.86
1,676 45.14

01 02

| | | | |
|------|----------|-----|-----|
| 0801 | FLO1 | 88 | 61 |
| 0802 | FLO2,5 | 106 | 126 |
| 0803 | FLO3 | 170 | 141 |
| 0804 | FLO4 | 122 | 154 |
| 0806 | FLO6 | 71 | 62 |
| 0807 | FLO7 | 28 | 14 |
| 0808 | FLO8 | 120 | 87 |
| 0809 | FLO9 | 99 | 57 |
| 0810 | FLO10 | 5 | 4 |
| 0811 | FLO11,12 | 91 | 56 |
| 0813 | FLO13 | 22 | 34 |
| 0814 | FLO14 | 150 | 105 |
| 0815 | FLO15 | 0 | 0 |
| 0816 | FLO16 | 106 | 82 |
| 0817 | FLO17 | 156 | 131 |
| 0818 | FLO18,23 | 141 | 108 |
| 0819 | FLO19,24 | 154 | 144 |
| 0820 | FLO20 | 27 | 25 |
| 0821 | FLO21,27 | 74 | 45 |
| 0822 | FLO22,29 | 106 | 57 |
| 0825 | FLO25 | 2 | 6 |
| 0826 | FLO26,28 | 72 | 85 |
| 0830 | FLO30 | 67 | 58 |
| 0831 | FLO31 | 60 | 34 |

(DEMOCRATIC)

VOTES PERCENT

WITH 24 OF 24 REPORTING

STATE SENATOR DISTRICT 13
(Vote for) 1
01 = GINA WALSH

3,396 100.00

01

| | | | |
|------|----------|-----|--|
| 0801 | FLO1 | 136 | |
| 0802 | FLO2,5 | 210 | |
| 0803 | FLO3 | 290 | |
| 0804 | FLO4 | 248 | |
| 0806 | FLO6 | 124 | |
| 0807 | FLO7 | 39 | |
| 0808 | FLO8 | 191 | |
| 0809 | FLO9 | 148 | |
| 0810 | FLO10 | 8 | |
| 0811 | FLO11,12 | 137 | |
| 0813 | FLO13 | 51 | |
| 0814 | FLO14 | 232 | |
| 0815 | FLO15 | 0 | |
| 0816 | FLO16 | 180 | |
| 0817 | FLO17 | 250 | |
| 0818 | FLO18,23 | 221 | |
| 0819 | FLO19,24 | 273 | |
| 0820 | FLO20 | 46 | |
| 0821 | FLO21,27 | 114 | |
| 0822 | FLO22,29 | 146 | |
| 0825 | FLO25 | 8 | |
| 0826 | FLO26,28 | 143 | |
| 0830 | FLO30 | 113 | |
| 0831 | FLO31 | 88 | |

(DEMOCRATIC)

VOTES PERCENT

WITH 16 OF 16 REPORTING

STATE REPRESENTATIVE DISTRICT 68
(Vote for) 1
01 = JAY MOSLEY
02 = BERT ATKINS

1,569 53.40
1,369 46.60

01 02

| | | | |
|------|----------|-----|-----|
| 0801 | FLO1 | 89 | 57 |
| 0802 | FLO2,5 | 127 | 97 |
| 0803 | FLO3 | 166 | 145 |
| 0804 | FLO4 | 209 | 74 |
| 0809 | FLO9 | 69 | 90 |
| 0811 | FLO11,12 | 73 | 76 |
| 0813 | FLO13 | 40 | 13 |
| 0814 | FLO14 | 88 | 152 |
| 0815 | FLO15 | 0 | 0 |
| 0816 | FLO16 | 99 | 84 |
| 0817 | FLO17 | 160 | 121 |
| 0818 | FLO18,23 | 122 | 126 |
| 0819 | FLO19,24 | 160 | 130 |
| 0821 | FLO21,27 | 47 | 71 |
| 0822 | FLO22,29 | 88 | 73 |
| 0831 | FLO31 | 32 | 60 |

(DEMOCRATIC)

VOTES PERCENT

WITH 1 OF 1 REPORTING

STATE REPRESENTATIVE DISTRICT 69
(Vote for) 1
01 = GRETCHEN BANGERT

6 75.00

| | | | |
|---------------------------|-------|---|-------|
| 02 = JEROME (JERRY) BURKE | ----- | 2 | 25.00 |
| | 01 02 | | |
| 0825 FLO25 | 6 2 | | |

(DEMOCRATIC) WITH 6 OF 6 REPORTING

| | VOTES | PERCENT |
|---|-------|---------|
| STATE REPRESENTATIVE DISTRICT 74 (Vote for) 1 | | |
| 01 = CORA FAITH WALKER | 532 | 75.89 |
| 02 = DON HOUSTON | 169 | 24.11 |
| | ----- | ----- |
| | 01 02 | |
| 0806 FLO6 | 99 | 33 |
| 0807 FLO7 | 31 | 10 |
| 0808 FLO8 | 138 | 60 |
| 0820 FLO20 | 35 | 12 |
| 0826 FLO26,28 | 136 | 21 |
| 0830 FLO30 | 93 | 33 |

(DEMOCRATIC) WITH 1 OF 1 REPORTING

| | VOTES | PERCENT |
|---|-------|---------|
| STATE REPRESENTATIVE DISTRICT 75 (Vote for) 1 | | |
| 01 = ALAN GRAY | 5 | 55.56 |
| 02 = TEONA MCGHAW-BOURE | 4 | 44.44 |
| | ----- | ----- |
| | 01 02 | |
| 0810 FLO10 | 5 | 4 |

(DEMOCRATIC) WITH 1 OF 1 REPORTING

| | VOTES | PERCENT |
|--|-------|---------|
| COUNTY COUNCIL DISTRICT 2 (Vote for) 1 | | |
| 01 = SAM GOODMAN | 63 | 43.75 |
| 02 = SAM PAGE | 81 | 56.25 |
| | ----- | ----- |
| | 01 02 | |
| 0826 FLO26,28 | 63 | 81 |

(DEMOCRATIC) WITH 23 OF 23 REPORTING

| | VOTES | PERCENT |
|--|-------|---------|
| COUNTY COUNCIL DISTRICT 4 (Vote for) 1 | | |
| 01 = MIKE O'MARA | 1,832 | 50.78 |
| 02 = ROCHELLE WALTON GRAY | 1,776 | 49.22 |
| | ----- | ----- |
| | 01 02 | |
| 0801 FLO1 | 72 | 79 |
| 0802 FLO2,5 | 100 | 131 |
| 0803 FLO3 | 120 | 193 |
| 0804 FLO4 | 88 | 198 |
| 0806 FLO6 | 68 | 70 |
| 0807 FLO7 | 29 | 12 |
| 0808 FLO8 | 134 | 73 |
| 0809 FLO9 | 112 | 47 |
| 0810 FLO10 | 3 | 6 |
| 0811 FLO11,12 | 120 | 40 |
| 0813 FLO13 | 24 | 31 |
| 0814 FLO14 | 172 | 88 |
| 0815 FLO15 | 0 | 0 |
| 0816 FLO16 | 103 | 85 |
| 0817 FLO17 | 104 | 181 |
| 0818 FLO18,23 | 122 | 133 |
| 0819 FLO19,24 | 96 | 202 |
| 0820 FLO20 | 36 | 18 |
| 0821 FLO21,27 | 92 | 30 |
| 0822 FLO22,29 | 119 | 48 |
| 0825 FLO25 | 2 | 6 |
| 0830 FLO30 | 51 | 77 |
| 0831 FLO31 | 65 | 28 |

(DEMOCRATIC) WITH 24 OF 24 REPORTING

| | VOTES | PERCENT |
|---|-------|---------|
| COMMITTEEMAN FLORISSANT TOWNSHIP (Vote for) 1 | | |
| 01 = SEAN R. WELLER | 3,167 | 96.50 |
| 02 = INVALID WRITE-IN | 115 | 3.50 |
| | ----- | ----- |
| | 01 02 | |
| 0801 FLO1 | 132 | 9 |
| 0802 FLO2,5 | 203 | 2 |
| 0803 FLO3 | 266 | 14 |
| 0804 FLO4 | 235 | 4 |
| 0806 FLO6 | 120 | 5 |
| 0807 FLO7 | 36 | 0 |
| 0808 FLO8 | 185 | 3 |
| 0809 FLO9 | 134 | 6 |
| 0810 FLO10 | 9 | 0 |
| 0811 FLO11,12 | 124 | 4 |
| 0813 FLO13 | 46 | 1 |
| 0814 FLO14 | 201 | 7 |
| 0815 FLO15 | 0 | 0 |
| 0816 FLO16 | 171 | 4 |
| 0817 FLO17 | 235 | 13 |
| 0818 FLO18,23 | 200 | 14 |
| 0819 FLO19,24 | 249 | 8 |
| 0820 FLO20 | 41 | 1 |
| 0821 FLO21,27 | 110 | 5 |
| 0822 FLO22,29 | 140 | 5 |
| 0825 FLO25 | 7 | 0 |
| 0826 FLO26,28 | 132 | 0 |
| 0830 FLO30 | 111 | 8 |
| 0831 FLO31 | 80 | 2 |

(DEMOCRATIC)

VOTES PERCENT WITH 24 OF 24 REPORTING

COMMITTEEWOMAN FLORISSANT TOWNSHIP

(Vote for) 1
01 = MARY ELIZABETH DORSEY 3,277 98.00
02 = INVALID WRITE-IN 67 2.00

Table with 2 columns: Precinct (e.g., 0801 FLO1) and Vote count (e.g., 143 for 01, 1 for 02).

(REPUBLICAN)

VOTES PERCENT WITH 24 OF 24 REPORTING

U.S. SENATE

(Vote for) 1
01 = ROY BLUNT 1,546 75.75 03 = BERNIE MOWINSKI 59 2.89
02 = KRISTI NICHOLS 352 17.25 04 = RYAN D. LUETHY 84 4.12

Table with 4 columns: Precinct, Vote for 01, Vote for 02, Vote for 03, Vote for 04.

(REPUBLICAN)

VOTES PERCENT WITH 24 OF 24 REPORTING

U.S. REPRESENTATIVE DISTRICT 1

(Vote for) 1
01 = STEVEN G. BAILEY 1,236 68.21
02 = PAUL BERRY, III 576 31.79

Table with 2 columns: Precinct (e.g., 0801 FLO1) and Vote count (e.g., 38 for 01, 20 for 02).

(REPUBLICAN)

VOTES PERCENT WITH 24 OF 24 REPORTING

GOVERNOR

(Vote for) 1
01 = CATHERINE HANAWAY 585 28.10 03 = JOHN BRUNNER 442 21.23
02 = ERIC GREITENS 592 28.43 04 = PETER D. KINDER 463 22.24

Table with 4 columns: Precinct, Vote for 01, Vote for 02, Vote for 03, Vote for 04.

| | | | | |
|---------------|----|----|----|----|
| 0804 FLO4 | 29 | 33 | 27 | 33 |
| 0806 FLO6 | 17 | 19 | 7 | 17 |
| 0807 FLO7 | 12 | 11 | 2 | 5 |
| 0808 FLO8 | 41 | 31 | 30 | 21 |
| 0809 FLO9 | 37 | 48 | 20 | 36 |
| 0810 FLO10 | 1 | 1 | 1 | 0 |
| 0811 FLO11,12 | 38 | 21 | 38 | 31 |
| 0813 FLO13 | 17 | 9 | 6 | 6 |
| 0814 FLO14 | 38 | 55 | 38 | 44 |
| 0815 FLO15 | 0 | 0 | 0 | 1 |
| 0816 FLO16 | 35 | 35 | 23 | 20 |
| 0817 FLO17 | 21 | 10 | 25 | 14 |
| 0818 FLO18,23 | 30 | 26 | 22 | 34 |
| 0819 FLO19,24 | 37 | 37 | 22 | 24 |
| 0820 FLO20 | 18 | 15 | 10 | 7 |
| 0821 FLO21,27 | 31 | 40 | 14 | 19 |
| 0822 FLO22,29 | 38 | 42 | 26 | 30 |
| 0825 FLO25 | 1 | 2 | 0 | 0 |
| 0826 FLO26,28 | 15 | 17 | 17 | 18 |
| 0830 FLO30 | 6 | 17 | 7 | 13 |
| 0831 FLO31 | 34 | 25 | 14 | 19 |

(REPUBLICAN)

LIEUTENANT GOVERNOR

(Vote for) 1

01 = ARNIE C. AC DIENOFF
02 = BEV RANDES

VOTES PERCENT

WITH 24 OF 24 REPORTING

VOTES PERCENT

114 5.80
876 44.58

03 = MIKE PARSON

975 49.62

01 02 03

| | | | |
|---------------|----|----|----|
| 0801 FLO1 | 2 | 22 | 36 |
| 0802 FLO2,5 | 14 | 58 | 73 |
| 0803 FLO3 | 6 | 65 | 61 |
| 0804 FLO4 | 5 | 55 | 59 |
| 0806 FLO6 | 7 | 18 | 29 |
| 0807 FLO7 | 1 | 16 | 12 |
| 0808 FLO8 | 8 | 59 | 51 |
| 0809 FLO9 | 11 | 48 | 74 |
| 0810 FLO10 | 0 | 1 | 1 |
| 0811 FLO11,12 | 7 | 56 | 49 |
| 0813 FLO13 | 0 | 16 | 19 |
| 0814 FLO14 | 8 | 86 | 68 |
| 0815 FLO15 | 0 | 0 | 1 |
| 0816 FLO16 | 5 | 46 | 56 |
| 0817 FLO17 | 3 | 30 | 33 |
| 0818 FLO18,23 | 5 | 44 | 56 |
| 0819 FLO19,24 | 6 | 60 | 46 |
| 0820 FLO20 | 5 | 17 | 27 |
| 0821 FLO21,27 | 3 | 46 | 50 |
| 0822 FLO22,29 | 5 | 50 | 77 |
| 0825 FLO25 | 0 | 2 | 1 |
| 0826 FLO26,28 | 4 | 26 | 33 |
| 0830 FLO30 | 3 | 13 | 24 |
| 0831 FLO31 | 6 | 42 | 39 |

(REPUBLICAN)

SECRETARY OF STATE

(Vote for) 1

01 = WILL KRAUS
02 = JOHN (JAY) ASHCROFT

VOTES PERCENT

WITH 24 OF 24 REPORTING

VOTES PERCENT

671 33.47
1,246 62.14

03 = ROI CHINN

88 4.39

01 02 03

| | | | |
|---------------|----|-----|---|
| 0801 FLO1 | 23 | 34 | 3 |
| 0802 FLO2,5 | 41 | 98 | 7 |
| 0803 FLO3 | 38 | 93 | 6 |
| 0804 FLO4 | 43 | 68 | 5 |
| 0806 FLO6 | 17 | 38 | 4 |
| 0807 FLO7 | 13 | 14 | 2 |
| 0808 FLO8 | 44 | 72 | 3 |
| 0809 FLO9 | 37 | 93 | 4 |
| 0810 FLO10 | 1 | 1 | 1 |
| 0811 FLO11,12 | 40 | 73 | 3 |
| 0813 FLO13 | 15 | 18 | 3 |
| 0814 FLO14 | 58 | 103 | 9 |
| 0815 FLO15 | 1 | 0 | 0 |
| 0816 FLO16 | 36 | 69 | 3 |
| 0817 FLO17 | 16 | 45 | 6 |
| 0818 FLO18,23 | 33 | 70 | 5 |
| 0819 FLO19,24 | 31 | 75 | 6 |
| 0820 FLO20 | 22 | 24 | 2 |
| 0821 FLO21,27 | 35 | 66 | 2 |
| 0822 FLO22,29 | 57 | 72 | 5 |
| 0825 FLO25 | 0 | 3 | 0 |
| 0826 FLO26,28 | 32 | 33 | 3 |
| 0830 FLO30 | 14 | 23 | 2 |
| 0831 FLO31 | 24 | 61 | 4 |

(REPUBLICAN)

STATE TREASURER

(Vote for) 1

01 = ERIC SCHMITT

VOTES PERCENT

WITH 24 OF 24 REPORTING

1,750 100.00

01

| | |
|---------------|-----|
| 0801 FLO1 | 52 |
| 0802 FLO2,5 | 136 |
| 0803 FLO3 | 117 |
| 0804 FLO4 | 100 |
| 0806 FLO6 | 48 |
| 0807 FLO7 | 21 |
| 0808 FLO8 | 102 |
| 0809 FLO9 | 123 |
| 0810 FLO10 | 2 |
| 0811 FLO11,12 | 92 |
| 0813 FLO13 | 33 |
| 0814 FLO14 | 145 |
| 0815 FLO15 | 1 |
| 0816 FLO16 | 98 |
| 0817 FLO17 | 58 |
| 0818 FLO18,23 | 96 |

| | | |
|------|----------|-----|
| 0819 | FLO19,24 | 98 |
| 0820 | FLO20 | 41 |
| 0821 | FLO21,27 | 90 |
| 0822 | FLO22,29 | 120 |
| 0825 | FLO25 | 3 |
| 0826 | FLO26,28 | 57 |
| 0830 | FLO30 | 36 |
| 0831 | FLO31 | 81 |

(REPUBLICAN)

VOTES PERCENT WITH 24 OF 24 REPORTING

ATTORNEY GENERAL
 (Vote for) 1
 01 = JOSH HAWLEY
 02 = KURT SCHAEFER

1,508 74.73
 510 25.27

 01 02

| | | | |
|------|----------|-----|----|
| 0801 | FLO1 | 44 | 17 |
| 0802 | FLO2,5 | 102 | 46 |
| 0803 | FLO3 | 111 | 25 |
| 0804 | FLO4 | 101 | 20 |
| 0806 | FLO6 | 42 | 16 |
| 0807 | FLO7 | 21 | 8 |
| 0808 | FLO8 | 92 | 29 |
| 0809 | FLO9 | 106 | 32 |
| 0810 | FLO10 | 2 | 1 |
| 0811 | FLO11,12 | 89 | 33 |
| 0813 | FLO13 | 24 | 12 |
| 0814 | FLO14 | 136 | 32 |
| 0815 | FLO15 | 1 | 0 |
| 0816 | FLO16 | 82 | 27 |
| 0817 | FLO17 | 49 | 19 |
| 0818 | FLO18,23 | 77 | 29 |
| 0819 | FLO19,24 | 75 | 37 |
| 0820 | FLO20 | 37 | 11 |
| 0821 | FLO21,27 | 75 | 29 |
| 0822 | FLO22,29 | 99 | 34 |
| 0825 | FLO25 | 2 | 1 |
| 0826 | FLO26,28 | 48 | 16 |
| 0830 | FLO30 | 31 | 10 |
| 0831 | FLO31 | 62 | 26 |

(REPUBLICAN)

VOTES PERCENT WITH 24 OF 24 REPORTING

STATE SENATOR DISTRICT 13
 (Vote for) 1
 01 = NO CANDIDATE FILED

0

 01

| | | |
|------|----------|---|
| 0801 | FLO1 | 0 |
| 0802 | FLO2,5 | 0 |
| 0803 | FLO3 | 0 |
| 0804 | FLO4 | 0 |
| 0806 | FLO6 | 0 |
| 0807 | FLO7 | 0 |
| 0808 | FLO8 | 0 |
| 0809 | FLO9 | 0 |
| 0810 | FLO10 | 0 |
| 0811 | FLO11,12 | 0 |
| 0813 | FLO13 | 0 |
| 0814 | FLO14 | 0 |
| 0815 | FLO15 | 0 |
| 0816 | FLO16 | 0 |
| 0817 | FLO17 | 0 |
| 0818 | FLO18,23 | 0 |
| 0819 | FLO19,24 | 0 |
| 0820 | FLO20 | 0 |
| 0821 | FLO21,27 | 0 |
| 0822 | FLO22,29 | 0 |
| 0825 | FLO25 | 0 |
| 0826 | FLO26,28 | 0 |
| 0830 | FLO30 | 0 |
| 0831 | FLO31 | 0 |

(REPUBLICAN)

VOTES PERCENT WITH 16 OF 16 REPORTING

STATE REPRESENTATIVE DISTRICT 68
 (Vote for) 1
 01 = NO CANDIDATE FILED

0

 01

| | | |
|------|----------|---|
| 0801 | FLO1 | 0 |
| 0802 | FLO2,5 | 0 |
| 0803 | FLO3 | 0 |
| 0804 | FLO4 | 0 |
| 0809 | FLO9 | 0 |
| 0811 | FLO11,12 | 0 |
| 0813 | FLO13 | 0 |
| 0814 | FLO14 | 0 |
| 0815 | FLO15 | 0 |
| 0816 | FLO16 | 0 |
| 0817 | FLO17 | 0 |
| 0818 | FLO18,23 | 0 |
| 0819 | FLO19,24 | 0 |
| 0821 | FLO21,27 | 0 |
| 0822 | FLO22,29 | 0 |
| 0831 | FLO31 | 0 |

(REPUBLICAN)

VOTES PERCENT WITH 1 OF 1 REPORTING

STATE REPRESENTATIVE DISTRICT 69
 (Vote for) 1
 01 = NO CANDIDATE FILED

0

 01

| | | |
|------|-------|---|
| 0825 | FLO25 | 0 |
|------|-------|---|

(REPUBLICAN)

WITH 6 OF 6 REPORTING

| | | VOTES | PERCENT |
|----------------------------------|-------|-------|---------|
| STATE REPRESENTATIVE DISTRICT 74 | | | |
| (Vote for) 1 | | | |
| 01 = NO CANDIDATE FILED | | 0 | |
| | ----- | | |
| | 01 | | |
| | ----- | | |
| 0806 FLO6 | | 0 | |
| 0807 FLO7 | | 0 | |
| 0808 FLO8 | | 0 | |
| 0820 FLO20 | | 0 | |
| 0826 FLO26,28 | | 0 | |
| 0830 FLO30 | | 0 | |

(REPUBLICAN) WITH 1 OF 1 REPORTING

| | | VOTES | PERCENT |
|----------------------------------|-------|-------|---------|
| STATE REPRESENTATIVE DISTRICT 75 | | | |
| (Vote for) 1 | | | |
| 01 = NO CANDIDATE FILED | | 0 | |
| | ----- | | |
| | 01 | | |
| | ----- | | |
| 0810 FLO10 | | 0 | |

(REPUBLICAN) WITH 1 OF 1 REPORTING

| | | VOTES | PERCENT |
|---------------------------|-------|-------|---------|
| COUNTY COUNCIL DISTRICT 2 | | | |
| (Vote for) 1 | | | |
| 01 = AMY POELKER | | 53 | 100.00 |
| | ----- | | |
| | 01 | | |
| | ----- | | |
| 0826 FLO26,28 | | 53 | |

(REPUBLICAN) WITH 23 OF 23 REPORTING

| | | VOTES | PERCENT |
|---------------------------|-------|-------|---------|
| COUNTY COUNCIL DISTRICT 4 | | | |
| (Vote for) 1 | | | |
| 01 = CURTIS FAULKNER | | 1,597 | 100.00 |
| | ----- | | |
| | 01 | | |
| | ----- | | |
| 0801 FLO1 | | 49 | |
| 0802 FLO2,5 | | 121 | |
| 0803 FLO3 | | 106 | |
| 0804 FLO4 | | 98 | |
| 0806 FLO6 | | 48 | |
| 0807 FLO7 | | 23 | |
| 0808 FLO8 | | 101 | |
| 0809 FLO9 | | 111 | |
| 0810 FLO10 | | 2 | |
| 0811 FLO11,12 | | 89 | |
| 0813 FLO13 | | 28 | |
| 0814 FLO14 | | 139 | |
| 0815 FLO15 | | 1 | |
| 0816 FLO16 | | 89 | |
| 0817 FLO17 | | 51 | |
| 0818 FLO18,23 | | 90 | |
| 0819 FLO19,24 | | 90 | |
| 0820 FLO20 | | 42 | |
| 0821 FLO21,27 | | 89 | |
| 0822 FLO22,29 | | 112 | |
| 0825 FLO25 | | 2 | |
| 0830 FLO30 | | 37 | |
| 0831 FLO31 | | 79 | |

(REPUBLICAN) WITH 24 OF 24 REPORTING

| | | VOTES | PERCENT |
|----------------------------------|-------|-------|---------|
| COMMITTEEMAN FLORISSANT TOWNSHIP | | | |
| (Vote for) 1 | | | |
| 01 = JOHN R. KECK | | 1,645 | 97.74 |
| 02 = INVALID WRITE-IN | | 38 | 2.26 |
| | ----- | | |
| | 01 02 | | |
| | ----- | | |
| 0801 FLO1 | | 52 | 0 |
| 0802 FLO2,5 | | 120 | 0 |
| 0803 FLO3 | | 105 | 4 |
| 0804 FLO4 | | 97 | 2 |
| 0806 FLO6 | | 47 | 2 |
| 0807 FLO7 | | 21 | 0 |
| 0808 FLO8 | | 103 | 0 |
| 0809 FLO9 | | 109 | 6 |
| 0810 FLO10 | | 2 | 0 |
| 0811 FLO11,12 | | 88 | 3 |
| 0813 FLO13 | | 28 | 1 |
| 0814 FLO14 | | 138 | 4 |
| 0815 FLO15 | | 1 | 0 |
| 0816 FLO16 | | 89 | 1 |
| 0817 FLO17 | | 53 | 2 |
| 0818 FLO18,23 | | 90 | 2 |
| 0819 FLO19,24 | | 93 | 2 |
| 0820 FLO20 | | 41 | 2 |
| 0821 FLO21,27 | | 87 | 0 |
| 0822 FLO22,29 | | 111 | 3 |
| 0825 FLO25 | | 2 | 0 |
| 0826 FLO26,28 | | 51 | 1 |
| 0830 FLO30 | | 40 | 0 |
| 0831 FLO31 | | 77 | 3 |

(REPUBLICAN) WITH 24 OF 24 REPORTING

| | | VOTES | PERCENT |
|------------------------------------|-------|-------|---------|
| COMMITTEEWOMAN FLORISSANT TOWNSHIP | | | |
| (Vote for) 1 | | | |
| 01 = TERESA STONE | | 1,627 | 98.13 |
| 02 = INVALID WRITE-IN | | 31 | 1.87 |
| | ----- | | |
| | 01 02 | | |
| | ----- | | |
| 0801 FLO1 | | 51 | 0 |
| 0802 FLO2,5 | | 119 | 0 |
| 0803 FLO3 | | 107 | 3 |

| | | |
|---------------|-----|---|
| 0804 FLO4 | 97 | 1 |
| 0806 FLO6 | 47 | 1 |
| 0807 FLO7 | 22 | 0 |
| 0808 FLO8 | 104 | 0 |
| 0809 FLO9 | 107 | 6 |
| 0810 FLO10 | 2 | 0 |
| 0811 FLO11,12 | 89 | 2 |
| 0813 FLO13 | 29 | 1 |
| 0814 FLO14 | 136 | 3 |
| 0815 FLO15 | 1 | 0 |
| 0816 FLO16 | 91 | 0 |
| 0817 FLO17 | 51 | 2 |
| 0818 FLO18,23 | 89 | 3 |
| 0819 FLO19,24 | 90 | 0 |
| 0820 FLO20 | 39 | 3 |
| 0821 FLO21,27 | 86 | 0 |
| 0822 FLO22,29 | 106 | 3 |
| 0825 FLO25 | 1 | 1 |
| 0826 FLO26,28 | 49 | 0 |
| 0830 FLO30 | 39 | 0 |
| 0831 FLO31 | 75 | 2 |

(LIBERTARIAN)

WITH 24 OF 24 REPORTING

U.S. SENATE
 (Vote for) 1
 01 = JONATHAN DINE 14 42.42
 02 = HERSCHEL L. YOUNG 19 57.58

 01 02

| | | |
|---------------|---|---|
| 0801 FLO1 | 2 | 2 |
| 0802 FLO2,5 | 1 | 1 |
| 0803 FLO3 | 0 | 0 |
| 0804 FLO4 | 2 | 1 |
| 0806 FLO6 | 0 | 0 |
| 0807 FLO7 | 0 | 0 |
| 0808 FLO8 | 0 | 1 |
| 0809 FLO9 | 1 | 0 |
| 0810 FLO10 | 0 | 0 |
| 0811 FLO11,12 | 0 | 3 |
| 0813 FLO13 | 0 | 0 |
| 0814 FLO14 | 2 | 2 |
| 0815 FLO15 | 0 | 0 |
| 0816 FLO16 | 0 | 3 |
| 0817 FLO17 | 0 | 1 |
| 0818 FLO18,23 | 1 | 1 |
| 0819 FLO19,24 | 1 | 0 |
| 0820 FLO20 | 0 | 1 |
| 0821 FLO21,27 | 1 | 1 |
| 0822 FLO22,29 | 0 | 0 |
| 0825 FLO25 | 0 | 0 |
| 0826 FLO26,28 | 1 | 1 |
| 0830 FLO30 | 1 | 1 |
| 0831 FLO31 | 1 | 0 |

(LIBERTARIAN)

WITH 24 OF 24 REPORTING

U.S. REPRESENTATIVE DISTRICT 1
 (Vote for) 1
 01 = ROBB E. CUNNINGHAM 30 100.00

 01

| | | |
|---------------|---|--|
| 0801 FLO1 | 4 | |
| 0802 FLO2,5 | 2 | |
| 0803 FLO3 | 0 | |
| 0804 FLO4 | 2 | |
| 0806 FLO6 | 0 | |
| 0807 FLO7 | 0 | |
| 0808 FLO8 | 1 | |
| 0809 FLO9 | 1 | |
| 0810 FLO10 | 0 | |
| 0811 FLO11,12 | 3 | |
| 0813 FLO13 | 0 | |
| 0814 FLO14 | 3 | |
| 0815 FLO15 | 0 | |
| 0816 FLO16 | 2 | |
| 0817 FLO17 | 1 | |
| 0818 FLO18,23 | 2 | |
| 0819 FLO19,24 | 1 | |
| 0820 FLO20 | 1 | |
| 0821 FLO21,27 | 2 | |
| 0822 FLO22,29 | 0 | |
| 0825 FLO25 | 0 | |
| 0826 FLO26,28 | 2 | |
| 0830 FLO30 | 2 | |
| 0831 FLO31 | 1 | |

(LIBERTARIAN)

WITH 24 OF 24 REPORTING

GOVERNOR
 (Vote for) 1
 01 = CISSE W. SPRAGINS 27 100.00

 01

| | | |
|---------------|---|--|
| 0801 FLO1 | 4 | |
| 0802 FLO2,5 | 1 | |
| 0803 FLO3 | 0 | |
| 0804 FLO4 | 2 | |
| 0806 FLO6 | 0 | |
| 0807 FLO7 | 0 | |
| 0808 FLO8 | 1 | |
| 0809 FLO9 | 1 | |
| 0810 FLO10 | 0 | |
| 0811 FLO11,12 | 2 | |
| 0813 FLO13 | 0 | |
| 0814 FLO14 | 4 | |
| 0815 FLO15 | 0 | |
| 0816 FLO16 | 1 | |
| 0817 FLO17 | 1 | |
| 0818 FLO18,23 | 1 | |
| 0819 FLO19,24 | 1 | |

0820 FLO20 1
 0821 FLO21,27 2
 0822 FLO22,29 0
 0825 FLO25 0
 0826 FLO26,28 2
 0830 FLO30 2
 0831 FLO31 1

(LIBERTARIAN)

WITH 24 OF 24 REPORTING
 VOTES PERCENT

LIEUTENANT GOVERNOR
 (Vote for) 1
 01 = STEVEN R. HEDRICK

29 100.00

 01

0801 FLO1 4
 0802 FLO2,5 2
 0803 FLO3 0
 0804 FLO4 2
 0806 FLO6 0
 0807 FLO7 0
 0808 FLO8 1
 0809 FLO9 1
 0810 FLO10 0
 0811 FLO11,12 3
 0813 FLO13 0
 0814 FLO14 4
 0815 FLO15 0
 0816 FLO16 1
 0817 FLO17 1
 0818 FLO18,23 1
 0819 FLO19,24 1
 0820 FLO20 1
 0821 FLO21,27 2
 0822 FLO22,29 0
 0825 FLO25 0
 0826 FLO26,28 2
 0830 FLO30 2
 0831 FLO31 1

(LIBERTARIAN)

WITH 24 OF 24 REPORTING
 VOTES PERCENT

SECRETARY OF STATE
 (Vote for) 1
 01 = CHRIS MORRILL

28 100.00

 01

0801 FLO1 4
 0802 FLO2,5 1
 0803 FLO3 0
 0804 FLO4 2
 0806 FLO6 0
 0807 FLO7 0
 0808 FLO8 1
 0809 FLO9 1
 0810 FLO10 0
 0811 FLO11,12 3
 0813 FLO13 0
 0814 FLO14 4
 0815 FLO15 0
 0816 FLO16 1
 0817 FLO17 1
 0818 FLO18,23 1
 0819 FLO19,24 1
 0820 FLO20 1
 0821 FLO21,27 2
 0822 FLO22,29 0
 0825 FLO25 0
 0826 FLO26,28 2
 0830 FLO30 2
 0831 FLO31 1

(LIBERTARIAN)

WITH 24 OF 24 REPORTING
 VOTES PERCENT

STATE TREASURER
 (Vote for) 1
 01 = SEAN O'TOOLE

28 100.00

 01

0801 FLO1 4
 0802 FLO2,5 1
 0803 FLO3 0
 0804 FLO4 2
 0806 FLO6 0
 0807 FLO7 0
 0808 FLO8 1
 0809 FLO9 1
 0810 FLO10 0
 0811 FLO11,12 2
 0813 FLO13 0
 0814 FLO14 4
 0815 FLO15 0
 0816 FLO16 1
 0817 FLO17 1
 0818 FLO18,23 2
 0819 FLO19,24 1
 0820 FLO20 1
 0821 FLO21,27 2
 0822 FLO22,29 0
 0825 FLO25 0
 0826 FLO26,28 2
 0830 FLO30 2
 0831 FLO31 1

(LIBERTARIAN)

WITH 24 OF 24 REPORTING
 VOTES PERCENT

ATTORNEY GENERAL
 (Vote for) 1
 01 = NO CANDIDATE FILED

0

```

01
-----
0801 FLO1 0
0802 FLO2,5 0
0803 FLO3 0
0804 FLO4 0
0806 FLO6 0
0807 FLO7 0
0808 FLO8 0
0809 FLO9 0
0810 FLO10 0
0811 FLO11,12 0
0813 FLO13 0
0814 FLO14 0
0815 FLO15 0
0816 FLO16 0
0817 FLO17 0
0818 FLO18,23 0
0819 FLO19,24 0
0820 FLO20 0
0821 FLO21,27 0
0822 FLO22,29 0
0825 FLO25 0
0826 FLO26,28 0
0830 FLO30 0
0831 FLO31 0

```

```

=====
(LIBERTARIAN)
STATE SENATOR DISTRICT 13
(Vote for ) 1
01 = NO CANDIDATE FILED

```

```

-----
01
-----
0801 FLO1 0
0802 FLO2,5 0
0803 FLO3 0
0804 FLO4 0
0806 FLO6 0
0807 FLO7 0
0808 FLO8 0
0809 FLO9 0
0810 FLO10 0
0811 FLO11,12 0
0813 FLO13 0
0814 FLO14 0
0815 FLO15 0
0816 FLO16 0
0817 FLO17 0
0818 FLO18,23 0
0819 FLO19,24 0
0820 FLO20 0
0821 FLO21,27 0
0822 FLO22,29 0
0825 FLO25 0
0826 FLO26,28 0
0830 FLO30 0
0831 FLO31 0

```

```

=====
(LIBERTARIAN)
STATE REPRESENTATIVE DISTRICT 68
(Vote for ) 1
01 = NO CANDIDATE FILED

```

```

-----
01
-----
0801 FLO1 0
0802 FLO2,5 0
0803 FLO3 0
0804 FLO4 0
0809 FLO9 0
0811 FLO11,12 0
0813 FLO13 0
0814 FLO14 0
0815 FLO15 0
0816 FLO16 0
0817 FLO17 0
0818 FLO18,23 0
0819 FLO19,24 0
0821 FLO21,27 0
0822 FLO22,29 0
0831 FLO31 0

```

```

=====
(LIBERTARIAN)
STATE REPRESENTATIVE DISTRICT 69
(Vote for ) 1
01 = NO CANDIDATE FILED

```

```

-----
01
-----
0825 FLO25 0

```

```

=====
(LIBERTARIAN)
STATE REPRESENTATIVE DISTRICT 74
(Vote for ) 1
01 = NO CANDIDATE FILED

```

```

-----
01
-----
0806 FLO6 0
0807 FLO7 0
0808 FLO8 0
0820 FLO20 0
0826 FLO26,28 0
0830 FLO30 0

```

```

=====
(LIBERTARIAN)

```

STATE REPRESENTATIVE DISTRICT 75

(Vote for) 1
01 = NO CANDIDATE FILED 0

01

0810 FLO10 0

(LIBERTARIAN)

WITH 1 OF 1 REPORTING
VOTES PERCENT

COUNTY COUNCIL DISTRICT 2

(Vote for) 1
01 = LADONNA HIGGINS 2 100.00

01

0826 FLO26,28 2

(LIBERTARIAN)

WITH 23 OF 23 REPORTING
VOTES PERCENT

COUNTY COUNCIL DISTRICT 4

(Vote for) 1
01 = JEFF COLEMAN 29 100.00

01

0801 FLO1 4
0802 FLO2,5 2
0803 FLO3 0
0804 FLO4 3
0806 FLO6 0
0807 FLO7 0
0808 FLO8 1
0809 FLO9 1
0810 FLO10 0
0811 FLO11,12 3
0813 FLO13 0
0814 FLO14 4
0815 FLO15 0
0816 FLO16 1
0817 FLO17 1
0818 FLO18,23 2
0819 FLO19,24 1
0820 FLO20 1
0821 FLO21,27 2
0822 FLO22,29 0
0825 FLO25 0
0830 FLO30 2
0831 FLO31 1

(LIBERTARIAN)

WITH 24 OF 24 REPORTING
VOTES PERCENT

COMMITTEEMAN FLORISSANT TOWNSHIP

(Vote for) 1
01 = NO CANDIDATE FILED 0
02 = *SEE OFFICIAL WRITE-IN REPORT 7 100.00

01 02

0801 FLO1 0 0
0802 FLO2,5 0 0
0803 FLO3 0 0
0804 FLO4 0 1
0806 FLO6 0 0
0807 FLO7 0 0
0808 FLO8 0 1
0809 FLO9 0 1
0810 FLO10 0 0
0811 FLO11,12 0 0
0813 FLO13 0 0
0814 FLO14 0 1
0815 FLO15 0 0
0816 FLO16 0 0
0817 FLO17 0 0
0818 FLO18,23 0 1
0819 FLO19,24 0 1
0820 FLO20 0 0
0821 FLO21,27 0 0
0822 FLO22,29 0 0
0825 FLO25 0 0
0826 FLO26,28 0 1
0830 FLO30 0 0
0831 FLO31 0 0

(LIBERTARIAN)

WITH 24 OF 24 REPORTING
VOTES PERCENT

COMMITTEEWOMAN FLORISSANT TOWNSHIP

(Vote for) 1
01 = NO CANDIDATE FILED 0
02 = *SEE OFFICIAL WRITE-IN REPORT 3 100.00

01 02

0801 FLO1 0 0
0802 FLO2,5 0 0
0803 FLO3 0 0
0804 FLO4 0 1
0806 FLO6 0 0
0807 FLO7 0 0
0808 FLO8 0 1
0809 FLO9 0 0
0810 FLO10 0 0
0811 FLO11,12 0 0
0813 FLO13 0 0
0814 FLO14 0 0
0815 FLO15 0 0
0816 FLO16 0 0
0817 FLO17 0 0
0818 FLO18,23 0 1
0819 FLO19,24 0 0
0820 FLO20 0 0
0821 FLO21,27 0 0
0822 FLO22,29 0 0

| | | |
|---------------|---|---|
| 0825 FLO25 | 0 | 0 |
| 0826 FLO26,28 | 0 | 0 |
| 0830 FLO30 | 0 | 0 |
| 0831 FLO31 | 0 | 0 |

(CONSTITUTION)

WITH 24 OF 24 REPORTING

| | VOTES | PERCENT |
|-----------------|-------|---------|
| U.S. SENATE | | |
| (Vote for) 1 | | |
| 01 = FRED RYMAN | 12 | 100.00 |

01

| | |
|---------------|---|
| 0801 FLO1 | 1 |
| 0802 FLO2,5 | 1 |
| 0803 FLO3 | 0 |
| 0804 FLO4 | 1 |
| 0806 FLO6 | 0 |
| 0807 FLO7 | 0 |
| 0808 FLO8 | 2 |
| 0809 FLO9 | 0 |
| 0810 FLO10 | 0 |
| 0811 FLO11,12 | 0 |
| 0813 FLO13 | 0 |
| 0814 FLO14 | 2 |
| 0815 FLO15 | 0 |
| 0816 FLO16 | 2 |
| 0817 FLO17 | 0 |
| 0818 FLO18,23 | 0 |
| 0819 FLO19,24 | 0 |
| 0820 FLO20 | 0 |
| 0821 FLO21,27 | 2 |
| 0822 FLO22,29 | 0 |
| 0825 FLO25 | 0 |
| 0826 FLO26,28 | 0 |
| 0830 FLO30 | 0 |
| 0831 FLO31 | 1 |

(CONSTITUTION)

WITH 24 OF 24 REPORTING

| | VOTES | PERCENT |
|--------------------------------|-------|---------|
| U.S. REPRESENTATIVE DISTRICT 1 | | |
| (Vote for) 1 | | |
| 01 = NO CANDIDATE FILED | 0 | |

01

| | |
|---------------|---|
| 0801 FLO1 | 0 |
| 0802 FLO2,5 | 0 |
| 0803 FLO3 | 0 |
| 0804 FLO4 | 0 |
| 0806 FLO6 | 0 |
| 0807 FLO7 | 0 |
| 0808 FLO8 | 0 |
| 0809 FLO9 | 0 |
| 0810 FLO10 | 0 |
| 0811 FLO11,12 | 0 |
| 0813 FLO13 | 0 |
| 0814 FLO14 | 0 |
| 0815 FLO15 | 0 |
| 0816 FLO16 | 0 |
| 0817 FLO17 | 0 |
| 0818 FLO18,23 | 0 |
| 0819 FLO19,24 | 0 |
| 0820 FLO20 | 0 |
| 0821 FLO21,27 | 0 |
| 0822 FLO22,29 | 0 |
| 0825 FLO25 | 0 |
| 0826 FLO26,28 | 0 |
| 0830 FLO30 | 0 |
| 0831 FLO31 | 0 |

(CONSTITUTION)

WITH 24 OF 24 REPORTING

| | VOTES | PERCENT |
|-------------------------|-------|---------|
| GOVERNOR | | |
| (Vote for) 1 | | |
| 01 = NO CANDIDATE FILED | 0 | |

01

| | |
|---------------|---|
| 0801 FLO1 | 0 |
| 0802 FLO2,5 | 0 |
| 0803 FLO3 | 0 |
| 0804 FLO4 | 0 |
| 0806 FLO6 | 0 |
| 0807 FLO7 | 0 |
| 0808 FLO8 | 0 |
| 0809 FLO9 | 0 |
| 0810 FLO10 | 0 |
| 0811 FLO11,12 | 0 |
| 0813 FLO13 | 0 |
| 0814 FLO14 | 0 |
| 0815 FLO15 | 0 |
| 0816 FLO16 | 0 |
| 0817 FLO17 | 0 |
| 0818 FLO18,23 | 0 |
| 0819 FLO19,24 | 0 |
| 0820 FLO20 | 0 |
| 0821 FLO21,27 | 0 |
| 0822 FLO22,29 | 0 |
| 0825 FLO25 | 0 |
| 0826 FLO26,28 | 0 |
| 0830 FLO30 | 0 |
| 0831 FLO31 | 0 |

(CONSTITUTION)

WITH 24 OF 24 REPORTING

| | VOTES | PERCENT |
|-------------------------|-------|---------|
| LIEUTENANT GOVERNOR | | |
| (Vote for) 1 | | |
| 01 = NO CANDIDATE FILED | 0 | |

01

| | |
|-----------|---|
| 0801 FLO1 | 0 |
|-----------|---|

0802 FLO2,5 0
 0803 FLO3 0
 0804 FLO4 0
 0806 FLO6 0
 0807 FLO7 0
 0808 FLO8 0
 0809 FLO9 0
 0810 FLO10 0
 0811 FLO11,12 0
 0813 FLO13 0
 0814 FLO14 0
 0815 FLO15 0
 0816 FLO16 0
 0817 FLO17 0
 0818 FLO18,23 0
 0819 FLO19,24 0
 0820 FLO20 0
 0821 FLO21,27 0
 0822 FLO22,29 0
 0825 FLO25 0
 0826 FLO26,28 0
 0830 FLO30 0
 0831 FLO31 0

(CONSTITUTION)

WITH 24 OF 24 REPORTING

SECRETARY OF STATE
 (Vote for) 1
 01 = NO CANDIDATE FILED 0

 01

0801 FLO1 0
 0802 FLO2,5 0
 0803 FLO3 0
 0804 FLO4 0
 0806 FLO6 0
 0807 FLO7 0
 0808 FLO8 0
 0809 FLO9 0
 0810 FLO10 0
 0811 FLO11,12 0
 0813 FLO13 0
 0814 FLO14 0
 0815 FLO15 0
 0816 FLO16 0
 0817 FLO17 0
 0818 FLO18,23 0
 0819 FLO19,24 0
 0820 FLO20 0
 0821 FLO21,27 0
 0822 FLO22,29 0
 0825 FLO25 0
 0826 FLO26,28 0
 0830 FLO30 0
 0831 FLO31 0

(CONSTITUTION)

WITH 24 OF 24 REPORTING

STATE TREASURER
 (Vote for) 1
 01 = NO CANDIDATE FILED 0

 01

0801 FLO1 0
 0802 FLO2,5 0
 0803 FLO3 0
 0804 FLO4 0
 0806 FLO6 0
 0807 FLO7 0
 0808 FLO8 0
 0809 FLO9 0
 0810 FLO10 0
 0811 FLO11,12 0
 0813 FLO13 0
 0814 FLO14 0
 0815 FLO15 0
 0816 FLO16 0
 0817 FLO17 0
 0818 FLO18,23 0
 0819 FLO19,24 0
 0820 FLO20 0
 0821 FLO21,27 0
 0822 FLO22,29 0
 0825 FLO25 0
 0826 FLO26,28 0
 0830 FLO30 0
 0831 FLO31 0

(CONSTITUTION)

WITH 24 OF 24 REPORTING

ATTORNEY GENERAL
 (Vote for) 1
 01 = NO CANDIDATE FILED 0

 01

0801 FLO1 0
 0802 FLO2,5 0
 0803 FLO3 0
 0804 FLO4 0
 0806 FLO6 0
 0807 FLO7 0
 0808 FLO8 0
 0809 FLO9 0
 0810 FLO10 0
 0811 FLO11,12 0
 0813 FLO13 0
 0814 FLO14 0
 0815 FLO15 0
 0816 FLO16 0
 0817 FLO17 0
 0818 FLO18,23 0

0819 FLO19,24 0
0820 FLO20 0
0821 FLO21,27 0
0822 FLO22,29 0
0825 FLO25 0
0826 FLO26,28 0
0830 FLO30 0
0831 FLO31 0

(CONSTITUTION)

WITH 24 OF 24 REPORTING

STATE SENATOR DISTRICT 13
(Vote for) 1
01 = NO CANDIDATE FILED

VOTES PERCENT
0

01

0801 FLO1 0
0802 FLO2,5 0
0803 FLO3 0
0804 FLO4 0
0806 FLO6 0
0807 FLO7 0
0808 FLO8 0
0809 FLO9 0
0810 FLO10 0
0811 FLO11,12 0
0813 FLO13 0
0814 FLO14 0
0815 FLO15 0
0816 FLO16 0
0817 FLO17 0
0818 FLO18,23 0
0819 FLO19,24 0
0820 FLO20 0
0821 FLO21,27 0
0822 FLO22,29 0
0825 FLO25 0
0826 FLO26,28 0
0830 FLO30 0
0831 FLO31 0

(CONSTITUTION)

WITH 16 OF 16 REPORTING

STATE REPRESENTATIVE DISTRICT 68
(Vote for) 1
01 = NO CANDIDATE FILED

VOTES PERCENT
0

01

0801 FLO1 0
0802 FLO2,5 0
0803 FLO3 0
0804 FLO4 0
0809 FLO9 0
0811 FLO11,12 0
0813 FLO13 0
0814 FLO14 0
0815 FLO15 0
0816 FLO16 0
0817 FLO17 0
0818 FLO18,23 0
0819 FLO19,24 0
0821 FLO21,27 0
0822 FLO22,29 0
0831 FLO31 0

(CONSTITUTION)

WITH 1 OF 1 REPORTING

STATE REPRESENTATIVE DISTRICT 69
(Vote for) 1
01 = NO CANDIDATE FILED

VOTES PERCENT
0

01

0825 FLO25 0

(CONSTITUTION)

WITH 6 OF 6 REPORTING

STATE REPRESENTATIVE DISTRICT 74
(Vote for) 1
01 = NO CANDIDATE FILED

VOTES PERCENT
0

01

0806 FLO6 0
0807 FLO7 0
0808 FLO8 0
0820 FLO20 0
0826 FLO26,28 0
0830 FLO30 0

(CONSTITUTION)

WITH 1 OF 1 REPORTING

STATE REPRESENTATIVE DISTRICT 75
(Vote for) 1
01 = NO CANDIDATE FILED

VOTES PERCENT
0

01

0810 FLO10 0

(CONSTITUTION)

WITH 1 OF 1 REPORTING

COUNTY COUNCIL DISTRICT 2
(Vote for) 1
01 = NO CANDIDATE FILED

VOTES PERCENT
0

01

0826 FLO26,28 0

```

=====
              (CONSTITUTION)
COUNTY COUNCIL DISTRICT 4
(Vote for ) 1
01 = NO CANDIDATE FILED
              0
              -----
              01
              -----
0801 FLO1      0
0802 FLO2,5   0
0803 FLO3     0
0804 FLO4     0
0806 FLO6     0
0807 FLO7     0
0808 FLO8     0
0809 FLO9     0
0810 FLO10    0
0811 FLO11,12 0
0813 FLO13    0
0814 FLO14    0
0815 FLO15    0
0816 FLO16    0
0817 FLO17    0
0818 FLO18,23 0
0819 FLO19,24 0
0820 FLO20    0
0821 FLO21,27 0
0822 FLO22,29 0
0825 FLO25    0
0830 FLO30    0
0831 FLO31    0
=====

```

```

=====
              (CONSTITUTION)
COMMITTEEMAN FLORISSANT TOWNSHIP
(Vote for ) 1
01 = NO CANDIDATE FILED
02 = *SEE OFFICIAL WRITE-IN REPORT
              0
              4 100.00
              -----
              01 02
              -----
0801 FLO1      0 1
0802 FLO2,5   0 0
0803 FLO3     0 0
0804 FLO4     0 0
0806 FLO6     0 0
0807 FLO7     0 0
0808 FLO8     0 1
0809 FLO9     0 0
0810 FLO10    0 0
0811 FLO11,12 0 0
0813 FLO13    0 0
0814 FLO14    0 0
0815 FLO15    0 0
0816 FLO16    0 1
0817 FLO17    0 0
0818 FLO18,23 0 0
0819 FLO19,24 0 0
0820 FLO20    0 0
0821 FLO21,27 0 0
0822 FLO22,29 0 0
0825 FLO25    0 0
0826 FLO26,28 0 0
0830 FLO30    0 0
0831 FLO31    0 1
=====

```

```

=====
              (CONSTITUTION)
COMMITTEEWOMAN FLORISSANT TOWNSHIP
(Vote for ) 1
01 = NO CANDIDATE FILED
02 = *SEE OFFICIAL WRITE-IN REPORT
              0
              2 100.00
              -----
              01 02
              -----
0801 FLO1      0 1
0802 FLO2,5   0 0
0803 FLO3     0 0
0804 FLO4     0 0
0806 FLO6     0 0
0807 FLO7     0 0
0808 FLO8     0 0
0809 FLO9     0 0
0810 FLO10    0 0
0811 FLO11,12 0 0
0813 FLO13    0 0
0814 FLO14    0 0
0815 FLO15    0 0
0816 FLO16    0 1
0817 FLO17    0 0
0818 FLO18,23 0 0
0819 FLO19,24 0 0
0820 FLO20    0 0
0821 FLO21,27 0 0
0822 FLO22,29 0 0
0825 FLO25    0 0
0826 FLO26,28 0 0
0830 FLO30    0 0
0831 FLO31    0 0
=====

```

WE, THE BOARD OF ELECTION COMMISSIONERS OF ST. LOUIS COUNTY, MISSOURI, ACTING AS THE VERIFICATION BOARD PURSUANT TO SECTION 115.507, RSMo, HEREBY CERTIFY THE FOREGOING TO BE A TRUE AND CORRECT ABSTRACT OF VOTES CAST FOR THE CANDIDATES AND ISSUES AT THE PRIMARY ELECTION HELD IN ST. LOUIS COUNTY, MISSOURI, ON AUGUST 2, 2016. IN TESTIMONY WHEREOF, WE HAVE HEREUNTO SET OUR HAND AT OUR OFFICE IN MAPLEWOOD, ST. LOUIS COUNTY, MISSOURI, ON AUGUST 16, 2016.

Richard H. Kellett
RICHARD H. KELLETT, CHAIRMAN

John W. Maupin
JOHN W. MAUPIN, SECRETARY

Trudi McCollum Foushee
TRUDI MCCOLLUM FOUSHEE, COMMISSIONER

John P. King
JOHN P. KING, COMMISSIONER



| | | | | | |
|------|-----------------|----|-----|----|----|
| 0901 | GRA1,20 | 3 | 50 | 8 | 3 |
| 0902 | GRA2,9 | 3 | 86 | 2 | 3 |
| 0903 | GRA3,8 | 2 | 25 | 2 | 2 |
| 0904 | GRA4,6,27,36,38 | 14 | 317 | 25 | 10 |
| 0905 | GRA5,46 | 10 | 197 | 16 | 5 |
| 0907 | GRA7 | 1 | 41 | 6 | 5 |
| 0910 | GRA10,11,12 | 1 | 54 | 2 | 0 |
| 0913 | GRA13,17,35 | 1 | 113 | 7 | 5 |
| 0914 | GRA14,41 | 2 | 81 | 6 | 0 |
| 0915 | GRA15 | 4 | 117 | 12 | 6 |
| 0916 | GRA16 | 3 | 127 | 9 | 5 |
| 0918 | GRA18 | 2 | 118 | 3 | 5 |
| 0919 | GRA19 | 5 | 115 | 8 | 12 |
| 0921 | GRA21 | 3 | 38 | 3 | 1 |
| 0922 | GRA22,39 | 6 | 189 | 15 | 5 |
| 0923 | GRA23,30,31,34 | 0 | 20 | 0 | 0 |
| 0924 | GRA24,37,47 | 3 | 73 | 6 | 5 |
| 0925 | GRA25 | 6 | 56 | 9 | 6 |
| 0926 | GRA26 | 2 | 90 | 4 | 3 |
| 0928 | GRA28,29,32 | 7 | 189 | 14 | 7 |
| 0933 | GRA33 | 3 | 46 | 10 | 5 |
| 0940 | GRA40 | 4 | 17 | 1 | 1 |
| 0942 | GRA42 | 4 | 70 | 11 | 1 |
| 0943 | GRA43,44,45,48 | 2 | 67 | 1 | 2 |

(DEMOCRATIC)

| | | | VOTES | PERCENT | WITH 24 OF 24 REPORTING | VOTES | PERCENT |
|---------------------|--|--|-------|---------|--------------------------|-------|---------|
| LIEUTENANT GOVERNOR | | | | | | | |
| (Vote for) 1 | | | | | | | |
| 01 = WINSTON APPLE | | | 307 | 11.65 | | | |
| 02 = RUSS CARNAHAN | | | 2,158 | 81.87 | 03 = TOMMIE PIERSON, SR. | 171 | 6.49 |

01 02 03

| | | | | | |
|------|-----------------|----|-----|----|----|
| 0901 | GRA1,20 | 8 | 51 | 5 | 4 |
| 0902 | GRA2,9 | 11 | 77 | 4 | 3 |
| 0903 | GRA3,8 | 2 | 23 | 4 | 4 |
| 0904 | GRA4,6,27,36,38 | 49 | 288 | 24 | 24 |
| 0905 | GRA5,46 | 28 | 189 | 8 | 8 |
| 0907 | GRA7 | 9 | 44 | 1 | 1 |
| 0910 | GRA10,11,12 | 2 | 50 | 2 | 2 |
| 0913 | GRA13,17,35 | 12 | 103 | 7 | 7 |
| 0914 | GRA14,41 | 16 | 68 | 7 | 7 |
| 0915 | GRA15 | 17 | 106 | 14 | 14 |
| 0916 | GRA16 | 13 | 118 | 13 | 13 |
| 0918 | GRA18 | 10 | 113 | 5 | 5 |
| 0919 | GRA19 | 14 | 117 | 7 | 7 |
| 0921 | GRA21 | 7 | 34 | 3 | 3 |
| 0922 | GRA22,39 | 22 | 166 | 22 | 22 |
| 0923 | GRA23,30,31,34 | 1 | 18 | 1 | 1 |
| 0924 | GRA24,37,47 | 12 | 70 | 4 | 4 |
| 0925 | GRA25 | 11 | 61 | 6 | 6 |
| 0926 | GRA26 | 3 | 87 | 9 | 9 |
| 0928 | GRA28,29,32 | 27 | 175 | 11 | 11 |
| 0933 | GRA33 | 11 | 55 | 2 | 2 |
| 0940 | GRA40 | 2 | 20 | 1 | 1 |
| 0942 | GRA42 | 7 | 69 | 8 | 8 |
| 0943 | GRA43,44,45,48 | 13 | 56 | 3 | 3 |

(DEMOCRATIC)

| | | | VOTES | PERCENT | WITH 24 OF 24 REPORTING | VOTES | PERCENT |
|-------------------------|--|--|-------|---------|-------------------------|-------|---------|
| SECRETARY OF STATE | | | | | | | |
| (Vote for) 1 | | | | | | | |
| 01 = BILL CLINTON YOUNG | | | 384 | 14.95 | | | |
| 02 = ROBIN SMITH | | | 2,030 | 79.05 | 03 = MD RABBI ALAM | 154 | 6.00 |

01 02 03

| | | | | | |
|------|-----------------|----|-----|----|----|
| 0901 | GRA1,20 | 3 | 53 | 6 | 6 |
| 0902 | GRA2,9 | 10 | 80 | 3 | 3 |
| 0903 | GRA3,8 | 6 | 19 | 3 | 3 |
| 0904 | GRA4,6,27,36,38 | 49 | 283 | 22 | 22 |
| 0905 | GRA5,46 | 22 | 186 | 11 | 11 |
| 0907 | GRA7 | 12 | 39 | 2 | 2 |
| 0910 | GRA10,11,12 | 4 | 49 | 0 | 0 |
| 0913 | GRA13,17,35 | 18 | 95 | 6 | 6 |
| 0914 | GRA14,41 | 6 | 75 | 6 | 6 |
| 0915 | GRA15 | 26 | 97 | 7 | 7 |
| 0916 | GRA16 | 23 | 105 | 10 | 10 |
| 0918 | GRA18 | 23 | 97 | 2 | 2 |
| 0919 | GRA19 | 25 | 99 | 9 | 9 |
| 0921 | GRA21 | 9 | 32 | 3 | 3 |
| 0922 | GRA22,39 | 33 | 157 | 13 | 13 |
| 0923 | GRA23,30,31,34 | 2 | 16 | 2 | 2 |
| 0924 | GRA24,37,47 | 12 | 68 | 5 | 5 |
| 0925 | GRA25 | 23 | 48 | 5 | 5 |
| 0926 | GRA26 | 13 | 80 | 5 | 5 |
| 0928 | GRA28,29,32 | 23 | 175 | 14 | 14 |
| 0933 | GRA33 | 11 | 51 | 3 | 3 |
| 0940 | GRA40 | 3 | 19 | 1 | 1 |
| 0942 | GRA42 | 19 | 57 | 8 | 8 |
| 0943 | GRA43,44,45,48 | 9 | 50 | 8 | 8 |

(DEMOCRATIC)

| | | | VOTES | PERCENT | WITH 24 OF 24 REPORTING | VOTES | PERCENT |
|--------------------|--|--|-------|---------|-------------------------|-------|---------|
| STATE TREASURER | | | | | | | |
| (Vote for) 1 | | | | | | | |
| 01 = PAT CONTRERAS | | | 1,326 | 52.60 | | | |
| 02 = JUDY BAKER | | | 1,195 | 47.40 | | | |

01 02

| | | | | | |
|------|-----------------|-----|-----|--|--|
| 0901 | GRA1,20 | 28 | 32 | | |
| 0902 | GRA2,9 | 42 | 47 | | |
| 0903 | GRA3,8 | 11 | 16 | | |
| 0904 | GRA4,6,27,36,38 | 212 | 134 | | |
| 0905 | GRA5,46 | 122 | 96 | | |
| 0907 | GRA7 | 29 | 24 | | |
| 0910 | GRA10,11,12 | 32 | 18 | | |
| 0913 | GRA13,17,35 | 67 | 53 | | |
| 0914 | GRA14,41 | 36 | 48 | | |
| 0915 | GRA15 | 63 | 63 | | |
| 0916 | GRA16 | 69 | 67 | | |

| | | | |
|------|-------------------|-----|-----|
| 0918 | GRA18 | 54 | 65 |
| 0919 | GRA19 | 66 | 62 |
| 0921 | GRA21 | 22 | 20 |
| 0922 | GRA22, 39 | 118 | 82 |
| 0923 | GRA23, 30, 31, 34 | 8 | 12 |
| 0924 | GRA24, 37, 47 | 42 | 41 |
| 0925 | GRA25 | 31 | 45 |
| 0926 | GRA26 | 51 | 44 |
| 0928 | GRA28, 29, 32 | 91 | 118 |
| 0933 | GRA33 | 34 | 32 |
| 0940 | GRA40 | 12 | 11 |
| 0942 | GRA42 | 44 | 39 |
| 0943 | GRA43, 44, 45, 48 | 42 | 26 |

(DEMOCRATIC)

VOTES PERCENT WITH 24 OF 24 REPORTING

ATTORNEY GENERAL
(Vote for) 1
01 = JAKE ZIMMERMAN
02 = TERESA HENSLEY

1,600 60.93
1,026 39.07

01 02

| | | | |
|------|---------------------|-----|-----|
| 0901 | GRA1, 20 | 40 | 24 |
| 0902 | GRA2, 9 | 59 | 33 |
| 0903 | GRA3, 8 | 15 | 13 |
| 0904 | GRA4, 6, 27, 36, 38 | 220 | 138 |
| 0905 | GRA5, 46 | 122 | 103 |
| 0907 | GRA7 | 34 | 20 |
| 0910 | GRA10, 11, 12 | 43 | 12 |
| 0913 | GRA13, 17, 35 | 73 | 50 |
| 0914 | GRA14, 41 | 55 | 34 |
| 0915 | GRA15 | 79 | 55 |
| 0916 | GRA16 | 74 | 68 |
| 0918 | GRA18 | 77 | 51 |
| 0919 | GRA19 | 80 | 56 |
| 0921 | GRA21 | 30 | 14 |
| 0922 | GRA22, 39 | 135 | 75 |
| 0923 | GRA23, 30, 31, 34 | 12 | 8 |
| 0924 | GRA24, 37, 47 | 48 | 37 |
| 0925 | GRA25 | 57 | 20 |
| 0926 | GRA26 | 68 | 31 |
| 0928 | GRA28, 29, 32 | 130 | 85 |
| 0933 | GRA33 | 41 | 27 |
| 0940 | GRA40 | 13 | 10 |
| 0942 | GRA42 | 60 | 25 |
| 0943 | GRA43, 44, 45, 48 | 35 | 37 |

(DEMOCRATIC)

VOTES PERCENT WITH 18 OF 18 REPORTING

STATE SENATOR DISTRICT 1
(Vote for) 1
01 = SCOTT SIFTON

1,900 100.00

01

| | | | |
|------|---------------------|-----|--|
| 0901 | GRA1, 20 | 58 | |
| 0903 | GRA3, 8 | 21 | |
| 0904 | GRA4, 6, 27, 36, 38 | 334 | |
| 0905 | GRA5, 46 | 211 | |
| 0907 | GRA7 | 52 | |
| 0913 | GRA13, 17, 35 | 118 | |
| 0915 | GRA15 | 129 | |
| 0916 | GRA16 | 131 | |
| 0918 | GRA18 | 117 | |
| 0919 | GRA19 | 129 | |
| 0921 | GRA21 | 39 | |
| 0924 | GRA24, 37, 47 | 77 | |
| 0925 | GRA25 | 70 | |
| 0928 | GRA28, 29, 32 | 188 | |
| 0933 | GRA33 | 61 | |
| 0940 | GRA40 | 23 | |
| 0942 | GRA42 | 81 | |
| 0943 | GRA43, 44, 45, 48 | 61 | |

(DEMOCRATIC)

VOTES PERCENT WITH 5 OF 5 REPORTING

STATE SENATOR DISTRICT 15
(Vote for) 1
01 = MARK G. BOYKO
02 = STEPHEN EAGLETON

167 48.69
176 51.31

01 02

| | | | |
|------|-------------------|----|----|
| 0902 | GRA2, 9 | 40 | 48 |
| 0910 | GRA10, 11, 12 | 21 | 29 |
| 0914 | GRA14, 41 | 54 | 34 |
| 0923 | GRA23, 30, 31, 34 | 8 | 12 |
| 0926 | GRA26 | 44 | 53 |

(DEMOCRATIC)

VOTES PERCENT WITH 1 OF 1 REPORTING

STATE REPRESENTATIVE DISTRICT 90
(Vote for) 1
01 = DEB LAVENDER

30 100.00

01

| | | | |
|------|---------|----|--|
| 0903 | GRA3, 8 | 30 | |
|------|---------|----|--|

(DEMOCRATIC)

VOTES PERCENT WITH 5 OF 5 REPORTING

STATE REPRESENTATIVE DISTRICT 91
(Vote for) 1
01 = SARAH UNSICKER

845 100.00

01

| | | | |
|------|---------------------|-----|--|
| 0901 | GRA1, 20 | 57 | |
| 0904 | GRA4, 6, 27, 36, 38 | 331 | |
| 0905 | GRA5, 46 | 191 | |
| 0924 | GRA24, 37, 47 | 74 | |

0928 GRA28,29,32 192

(DEMOCRATIC)

VOTES PERCENT WITH 10 OF 10 REPORTING

STATE REPRESENTATIVE DISTRICT 92
(Vote for) 1
01 = GENISE MONTECILLO

1,028 100.00

01

0907 GRA7 49
0913 GRA13,17,35 115
0915 GRA15 131
0916 GRA16 131
0918 GRA18 118
0919 GRA19 125
0921 GRA21 40
0922 GRA22,39 198
0925 GRA25 66
0943 GRA43,44,45,48 55

(DEMOCRATIC)

VOTES PERCENT WITH 3 OF 3 REPORTING

STATE REPRESENTATIVE DISTRICT 93
(Vote for) 1
01 = BOB BURNS

160 100.00

01

0933 GRA33 63
0940 GRA40 20
0942 GRA42 77

(DEMOCRATIC)

VOTES PERCENT WITH 5 OF 5 REPORTING

STATE REPRESENTATIVE DISTRICT 96
(Vote for) 1
01 = NO CANDIDATE FILED

0

01

0902 GRA2,9 0
0910 GRA10,11,12 0
0914 GRA14,41 0
0923 GRA23,30,31,34 0
0926 GRA26 0

(DEMOCRATIC)

VOTES PERCENT WITH 6 OF 6 REPORTING

COUNTY COUNCIL DISTRICT 6
(Vote for) 1
01 = PATRICIA (PAT) YAEGER

328 100.00

01

0907 GRA7 51
0921 GRA21 40
0925 GRA25 74
0933 GRA33 60
0940 GRA40 21
0942 GRA42 82

(DEMOCRATIC)

VOTES PERCENT WITH 24 OF 24 REPORTING

COMMITTEEMAN GRAVOIS TOWNSHIP
(Vote for) 1
01 = SCOTT SIFTON
02 = INVALID WRITE-IN

2,402 99.17
20 .83

01 02

0901 GRA1,20 57 0
0902 GRA2,9 83 3
0903 GRA3,8 23 1
0904 GRA4,6,27,36,38 332 1
0905 GRA5,46 204 0
0907 GRA7 51 2
0910 GRA10,11,12 37 0
0913 GRA13,17,35 113 1
0914 GRA14,41 79 2
0915 GRA15 126 1
0916 GRA16 131 0
0918 GRA18 120 2
0919 GRA19 131 0
0921 GRA21 42 0
0922 GRA22,39 193 1
0923 GRA23,30,31,34 20 0
0924 GRA24,37,47 75 1
0925 GRA25 75 0
0926 GRA26 89 1
0928 GRA28,29,32 192 2
0933 GRA33 60 1
0940 GRA40 23 0
0942 GRA42 82 1
0943 GRA43,44,45,48 64 0

(DEMOCRATIC)

VOTES PERCENT WITH 24 OF 24 REPORTING

COMMITTEEWOMAN GRAVOIS TOWNSHIP
(Vote for) 1
01 = SHANNON WEBER
02 = INVALID WRITE-IN

2,361 99.58
10 .42

01 02

0901 GRA1,20 55 0
0902 GRA2,9 81 1
0903 GRA3,8 26 0
0904 GRA4,6,27,36,38 329 1
0905 GRA5,46 196 0
0907 GRA7 49 1

| | | | |
|------|----------------|-----|---|
| 0910 | GRA10,11,12 | 38 | 0 |
| 0913 | GRA13,17,35 | 106 | 0 |
| 0914 | GRA14,41 | 79 | 0 |
| 0915 | GRA15 | 123 | 0 |
| 0916 | GRA16 | 133 | 0 |
| 0918 | GRA18 | 114 | 3 |
| 0919 | GRA19 | 128 | 0 |
| 0921 | GRA21 | 41 | 0 |
| 0922 | GRA22,39 | 196 | 0 |
| 0923 | GRA23,30,31,34 | 19 | 0 |
| 0924 | GRA24,37,47 | 74 | 1 |
| 0925 | GRA25 | 70 | 0 |
| 0926 | GRA26 | 91 | 1 |
| 0928 | GRA28,29,32 | 191 | 2 |
| 0933 | GRA33 | 63 | 0 |
| 0940 | GRA40 | 21 | 0 |
| 0942 | GRA42 | 79 | 0 |
| 0943 | GRA43,44,45,48 | 59 | 0 |

(REPUBLICAN)

| | | VOTES | PERCENT | WITH 24 OF 24 REPORTING | | VOTES | PERCENT |
|---------------------|--|-------|---------|-------------------------|--|-------|---------|
| U.S. SENATE | | | | | | | |
| (Vote for) 1 | | | | | | | |
| 01 = ROY BLUNT | | 3,134 | 76.53 | 03 = BERNIE MOWINSKI | | 113 | 2.76 |
| 02 = KRISTI NICHOLS | | 704 | 17.19 | 04 = RYAN D. LUETHY | | 144 | 3.52 |

01 02 03 04

| | | | | | |
|------|-----------------|-----|----|----|----|
| 0901 | GRA1,20 | 50 | 12 | 2 | 0 |
| 0902 | GRA2,9 | 168 | 22 | 3 | 6 |
| 0903 | GRA3,8 | 24 | 8 | 3 | 0 |
| 0904 | GRA4,6,27,36,38 | 294 | 87 | 19 | 12 |
| 0905 | GRA5,46 | 280 | 56 | 6 | 14 |
| 0907 | GRA7 | 29 | 8 | 0 | 0 |
| 0910 | GRA10,11,12 | 124 | 24 | 5 | 5 |
| 0913 | GRA13,17,35 | 188 | 56 | 8 | 7 |
| 0914 | GRA14,41 | 161 | 28 | 7 | 5 |
| 0915 | GRA15 | 152 | 34 | 2 | 8 |
| 0916 | GRA16 | 132 | 23 | 9 | 8 |
| 0918 | GRA18 | 100 | 40 | 4 | 9 |
| 0919 | GRA19 | 127 | 31 | 3 | 6 |
| 0921 | GRA21 | 24 | 9 | 0 | 2 |
| 0922 | GRA22,39 | 252 | 48 | 7 | 7 |
| 0923 | GRA23,30,31,34 | 124 | 24 | 3 | 6 |
| 0924 | GRA24,37,47 | 170 | 34 | 4 | 10 |
| 0925 | GRA25 | 49 | 13 | 3 | 1 |
| 0926 | GRA26 | 104 | 33 | 4 | 6 |
| 0928 | GRA28,29,32 | 296 | 66 | 7 | 17 |
| 0933 | GRA33 | 53 | 16 | 8 | 3 |
| 0940 | GRA40 | 42 | 6 | 0 | 3 |
| 0942 | GRA42 | 51 | 9 | 0 | 5 |
| 0943 | GRA43,44,45,48 | 140 | 17 | 6 | 4 |

(REPUBLICAN)

| | | VOTES | PERCENT | WITH 24 OF 24 REPORTING | | VOTES | PERCENT |
|--------------------------------|--|-------|---------|-------------------------|--|-------|---------|
| U.S. REPRESENTATIVE DISTRICT 2 | | | | | | | |
| (Vote for) 1 | | | | | | | |
| 01 = ANN WAGNER | | 3,393 | 83.20 | | | | |
| 02 = GREG SEARS | | 685 | 16.80 | | | | |

01 02

| | | | |
|------|-----------------|-----|----|
| 0901 | GRA1,20 | 57 | 7 |
| 0902 | GRA2,9 | 174 | 23 |
| 0903 | GRA3,8 | 28 | 7 |
| 0904 | GRA4,6,27,36,38 | 337 | 74 |
| 0905 | GRA5,46 | 283 | 73 |
| 0907 | GRA7 | 31 | 6 |
| 0910 | GRA10,11,12 | 128 | 33 |
| 0913 | GRA13,17,35 | 215 | 45 |
| 0914 | GRA14,41 | 168 | 31 |
| 0915 | GRA15 | 159 | 38 |
| 0916 | GRA16 | 137 | 30 |
| 0918 | GRA18 | 119 | 32 |
| 0919 | GRA19 | 146 | 23 |
| 0921 | GRA21 | 32 | 4 |
| 0922 | GRA22,39 | 275 | 37 |
| 0923 | GRA23,30,31,34 | 127 | 27 |
| 0924 | GRA24,37,47 | 186 | 32 |
| 0925 | GRA25 | 52 | 13 |
| 0926 | GRA26 | 112 | 32 |
| 0928 | GRA28,29,32 | 320 | 61 |
| 0933 | GRA33 | 63 | 17 |
| 0940 | GRA40 | 45 | 6 |
| 0942 | GRA42 | 51 | 12 |
| 0943 | GRA43,44,45,48 | 148 | 22 |

(REPUBLICAN)

| | | VOTES | PERCENT | WITH 24 OF 24 REPORTING | | VOTES | PERCENT |
|------------------------|--|-------|---------|-------------------------|--|-------|---------|
| GOVERNOR | | | | | | | |
| (Vote for) 1 | | | | | | | |
| 01 = CATHERINE HANAWAY | | 1,216 | 28.73 | 03 = JOHN BRUNNER | | 874 | 20.65 |
| 02 = ERIC GREITENS | | 1,354 | 31.99 | 04 = PETER D. KINDER | | 788 | 18.62 |

01 02 03 04

| | | | | | |
|------|-----------------|-----|-----|----|----|
| 0901 | GRA1,20 | 16 | 24 | 16 | 13 |
| 0902 | GRA2,9 | 61 | 62 | 54 | 25 |
| 0903 | GRA3,8 | 7 | 14 | 7 | 7 |
| 0904 | GRA4,6,27,36,38 | 128 | 154 | 75 | 69 |
| 0905 | GRA5,46 | 101 | 117 | 83 | 71 |
| 0907 | GRA7 | 10 | 8 | 12 | 8 |
| 0910 | GRA10,11,12 | 49 | 64 | 28 | 25 |
| 0913 | GRA13,17,35 | 91 | 62 | 62 | 50 |
| 0914 | GRA14,41 | 47 | 74 | 43 | 45 |
| 0915 | GRA15 | 46 | 72 | 45 | 41 |
| 0916 | GRA16 | 47 | 53 | 38 | 41 |
| 0918 | GRA18 | 56 | 51 | 20 | 29 |
| 0919 | GRA19 | 53 | 48 | 41 | 32 |
| 0921 | GRA21 | 10 | 15 | 8 | 3 |
| 0922 | GRA22,39 | 114 | 97 | 53 | 55 |
| 0923 | GRA23,30,31,34 | 40 | 51 | 37 | 37 |
| 0924 | GRA24,37,47 | 67 | 61 | 47 | 50 |
| 0925 | GRA25 | 16 | 26 | 9 | 17 |

| | | | | | |
|------|-------------------|-----|-----|----|----|
| 0926 | GRA26 | 38 | 50 | 31 | 30 |
| 0928 | GRA28, 29, 32 | 113 | 129 | 84 | 75 |
| 0933 | GRA33 | 21 | 40 | 6 | 13 |
| 0940 | GRA40 | 21 | 10 | 9 | 13 |
| 0942 | GRA42 | 14 | 21 | 22 | 10 |
| 0943 | GRA43, 44, 45, 48 | 50 | 51 | 44 | 29 |

(REPUBLICAN)

| | | VOTES PERCENT | | WITH 24 OF 24 REPORTING | | VOTES PERCENT | |
|--------------------------------------|--|---------------|-------|-------------------------|--|---------------|-------|
| LIEUTENANT GOVERNOR (Vote for) 1 | | | | | | | |
| 01 = ARNIE C. AC DIENOFF | | 246 | 6.22 | | | | |
| 02 = BEV RANGLES | | 1,896 | 47.92 | 03 = MIKE PARSON | | 1,815 | 45.87 |

01 02 03

| | | | | |
|------|---------------------|----|-----|-----|
| 0901 | GRA1, 20 | 2 | 24 | 35 |
| 0902 | GRA2, 9 | 5 | 105 | 84 |
| 0903 | GRA3, 8 | 4 | 15 | 16 |
| 0904 | GRA4, 6, 27, 36, 38 | 30 | 195 | 173 |
| 0905 | GRA5, 46 | 25 | 152 | 164 |
| 0907 | GRA7 | 2 | 14 | 19 |
| 0910 | GRA10, 11, 12 | 9 | 81 | 62 |
| 0913 | GRA13, 17, 35 | 16 | 125 | 106 |
| 0914 | GRA14, 41 | 11 | 92 | 85 |
| 0915 | GRA15 | 10 | 88 | 88 |
| 0916 | GRA16 | 10 | 84 | 70 |
| 0918 | GRA18 | 10 | 61 | 77 |
| 0919 | GRA19 | 10 | 87 | 64 |
| 0921 | GRA21 | 3 | 25 | 8 |
| 0922 | GRA22, 39 | 18 | 135 | 157 |
| 0923 | GRA23, 30, 31, 34 | 10 | 75 | 64 |
| 0924 | GRA24, 37, 47 | 13 | 100 | 98 |
| 0925 | GRA25 | 5 | 32 | 30 |
| 0926 | GRA26 | 9 | 62 | 70 |
| 0928 | GRA28, 29, 32 | 16 | 175 | 187 |
| 0933 | GRA33 | 4 | 41 | 34 |
| 0940 | GRA40 | 5 | 25 | 22 |
| 0942 | GRA42 | 10 | 32 | 20 |
| 0943 | GRA43, 44, 45, 48 | 9 | 71 | 82 |

(REPUBLICAN)

| | | VOTES PERCENT | | WITH 24 OF 24 REPORTING | | VOTES PERCENT | |
|-------------------------------------|--|---------------|-------|-------------------------|--|---------------|------|
| SECRETARY OF STATE (Vote for) 1 | | | | | | | |
| 01 = WILL KRAUS | | 1,311 | 32.41 | | | | |
| 02 = JOHN (JAY) ASHCROFT | | 2,539 | 62.77 | 03 = ROI CHINN | | 195 | 4.82 |

01 02 03

| | | | | |
|------|---------------------|-----|-----|----|
| 0901 | GRA1, 20 | 16 | 44 | 2 |
| 0902 | GRA2, 9 | 62 | 123 | 7 |
| 0903 | GRA3, 8 | 11 | 18 | 5 |
| 0904 | GRA4, 6, 27, 36, 38 | 126 | 251 | 27 |
| 0905 | GRA5, 46 | 124 | 221 | 12 |
| 0907 | GRA7 | 13 | 20 | 2 |
| 0910 | GRA10, 11, 12 | 51 | 100 | 8 |
| 0913 | GRA13, 17, 35 | 80 | 167 | 11 |
| 0914 | GRA14, 41 | 63 | 126 | 5 |
| 0915 | GRA15 | 57 | 126 | 14 |
| 0916 | GRA16 | 54 | 102 | 12 |
| 0918 | GRA18 | 59 | 85 | 8 |
| 0919 | GRA19 | 52 | 107 | 7 |
| 0921 | GRA21 | 8 | 24 | 3 |
| 0922 | GRA22, 39 | 94 | 204 | 12 |
| 0923 | GRA23, 30, 31, 34 | 68 | 84 | 4 |
| 0924 | GRA24, 37, 47 | 64 | 137 | 13 |
| 0925 | GRA25 | 15 | 43 | 9 |
| 0926 | GRA26 | 51 | 87 | 5 |
| 0928 | GRA28, 29, 32 | 121 | 247 | 14 |
| 0933 | GRA33 | 32 | 42 | 5 |
| 0940 | GRA40 | 17 | 33 | 2 |
| 0942 | GRA42 | 19 | 41 | 3 |
| 0943 | GRA43, 44, 45, 48 | 54 | 107 | 5 |

(REPUBLICAN)

| | | VOTES PERCENT | | WITH 24 OF 24 REPORTING | |
|----------------------------------|--|---------------|--------|-------------------------|--|
| STATE TREASURER (Vote for) 1 | | | | | |
| 01 = ERIC SCHMITT | | 3,688 | 100.00 | | |

01

| | | |
|------|---------------------|-----|
| 0901 | GRA1, 20 | 54 |
| 0902 | GRA2, 9 | 177 |
| 0903 | GRA3, 8 | 34 |
| 0904 | GRA4, 6, 27, 36, 38 | 361 |
| 0905 | GRA5, 46 | 319 |
| 0907 | GRA7 | 34 |
| 0910 | GRA10, 11, 12 | 146 |
| 0913 | GRA13, 17, 35 | 237 |
| 0914 | GRA14, 41 | 170 |
| 0915 | GRA15 | 181 |
| 0916 | GRA16 | 151 |
| 0918 | GRA18 | 136 |
| 0919 | GRA19 | 147 |
| 0921 | GRA21 | 34 |
| 0922 | GRA22, 39 | 297 |
| 0923 | GRA23, 30, 31, 34 | 147 |
| 0924 | GRA24, 37, 47 | 194 |
| 0925 | GRA25 | 60 |
| 0926 | GRA26 | 131 |
| 0928 | GRA28, 29, 32 | 345 |
| 0933 | GRA33 | 73 |
| 0940 | GRA40 | 49 |
| 0942 | GRA42 | 55 |
| 0943 | GRA43, 44, 45, 48 | 156 |

(REPUBLICAN)

| | | VOTES PERCENT | | WITH 24 OF 24 REPORTING | |
|-----------------------------------|--|---------------|-------|-------------------------|--|
| ATTORNEY GENERAL (Vote for) 1 | | | | | |
| 01 = JOSH HAWLEY | | 2,975 | 73.37 | | |

02 = KURT SCHAEFER 1,080 26.63

01 02

| | | | |
|------|-----------------|-----|-----|
| 0901 | GRA1,20 | 43 | 16 |
| 0902 | GRA2,9 | 148 | 48 |
| 0903 | GRA3,8 | 27 | 8 |
| 0904 | GRA4,6,27,36,38 | 294 | 114 |
| 0905 | GRA5,46 | 264 | 88 |
| 0907 | GRA7 | 18 | 18 |
| 0910 | GRA10,11,12 | 120 | 39 |
| 0913 | GRA13,17,35 | 187 | 63 |
| 0914 | GRA14,41 | 142 | 54 |
| 0915 | GRA15 | 145 | 53 |
| 0916 | GRA16 | 117 | 52 |
| 0918 | GRA18 | 106 | 44 |
| 0919 | GRA19 | 119 | 48 |
| 0921 | GRA21 | 29 | 6 |
| 0922 | GRA22,39 | 222 | 94 |
| 0923 | GRA23,30,31,34 | 109 | 48 |
| 0924 | GRA24,37,47 | 161 | 57 |
| 0925 | GRA25 | 53 | 14 |
| 0926 | GRA26 | 114 | 28 |
| 0928 | GRA28,29,32 | 295 | 90 |
| 0933 | GRA33 | 54 | 26 |
| 0940 | GRA40 | 38 | 14 |
| 0942 | GRA42 | 49 | 15 |
| 0943 | GRA43,44,45,48 | 121 | 43 |

(REPUBLICAN)

VOTES PERCENT WITH 18 OF 18 REPORTING

STATE SENATOR DISTRICT 1
(Vote for) 1
01 = RANDY JOTTE

2,589 100.00

01

| | | | |
|------|-----------------|-----|--|
| 0901 | GRA1,20 | 52 | |
| 0903 | GRA3,8 | 33 | |
| 0904 | GRA4,6,27,36,38 | 355 | |
| 0905 | GRA5,46 | 309 | |
| 0907 | GRA7 | 32 | |
| 0913 | GRA13,17,35 | 234 | |
| 0915 | GRA15 | 177 | |
| 0916 | GRA16 | 146 | |
| 0918 | GRA18 | 135 | |
| 0919 | GRA19 | 144 | |
| 0921 | GRA21 | 31 | |
| 0924 | GRA24,37,47 | 188 | |
| 0925 | GRA25 | 62 | |
| 0928 | GRA28,29,32 | 361 | |
| 0933 | GRA33 | 70 | |
| 0940 | GRA40 | 49 | |
| 0942 | GRA42 | 56 | |
| 0943 | GRA43,44,45,48 | 155 | |

(REPUBLICAN)

VOTES PERCENT WITH 5 OF 5 REPORTING

STATE SENATOR DISTRICT 15
(Vote for) 1
01 = ANDREW KOENIG
02 = RICK STREAM

407 48.63
430 51.37

01 02

| | | | |
|------|----------------|----|-----|
| 0902 | GRA2,9 | 91 | 102 |
| 0910 | GRA10,11,12 | 82 | 75 |
| 0914 | GRA14,41 | 83 | 105 |
| 0923 | GRA23,30,31,34 | 88 | 68 |
| 0926 | GRA26 | 63 | 80 |

(REPUBLICAN)

VOTES PERCENT WITH 1 OF 1 REPORTING

STATE REPRESENTATIVE DISTRICT 90
(Vote for) 1
01 = MARK MILTON

34 100.00

01

| | | | |
|------|--------|----|--|
| 0903 | GRA3,8 | 34 | |
|------|--------|----|--|

(REPUBLICAN)

VOTES PERCENT WITH 5 OF 5 REPORTING

STATE REPRESENTATIVE DISTRICT 91
(Vote for) 1
01 = GREG MUELLER

1,213 100.00

01

| | | | |
|------|-----------------|-----|--|
| 0901 | GRA1,20 | 49 | |
| 0904 | GRA4,6,27,36,38 | 341 | |
| 0905 | GRA5,46 | 298 | |
| 0924 | GRA24,37,47 | 185 | |
| 0928 | GRA28,29,32 | 340 | |

(REPUBLICAN)

VOTES PERCENT WITH 10 OF 10 REPORTING

STATE REPRESENTATIVE DISTRICT 92
(Vote for) 1
01 = DANIEL BOGLE

1,376 100.00

01

| | | | |
|------|-------------|-----|--|
| 0907 | GRA7 | 33 | |
| 0913 | GRA13,17,35 | 226 | |
| 0915 | GRA15 | 173 | |
| 0916 | GRA16 | 139 | |
| 0918 | GRA18 | 134 | |
| 0919 | GRA19 | 142 | |
| 0921 | GRA21 | 31 | |
| 0922 | GRA22,39 | 287 | |
| 0925 | GRA25 | 63 | |

| 0943 GRA43,44,45,48 | | 148 | | | |
|---|----|-----|-------|---------|-----------------------|
| (REPUBLICAN) | | | VOTES | PERCENT | WITH 3 OF 3 REPORTING |
| STATE REPRESENTATIVE DISTRICT 93 (Vote for) 1 | | | | | |
| 01 = LANDRY SORBEL | | | 170 | 100.00 | |
| | 01 | | | | |
| 0933 GRA33 | 70 | | | | |
| 0940 GRA40 | 47 | | | | |
| 0942 GRA42 | 53 | | | | |

| (REPUBLICAN) | | | VOTES | PERCENT | WITH 5 OF 5 REPORTING |
|---|--------|--|-------|---------|-----------------------|
| STATE REPRESENTATIVE DISTRICT 96 (Vote for) 1 | | | | | |
| 01 = DAN REUTER | | | 248 | 28.97 | |
| 02 = DAVID J. GREGORY | | | 608 | 71.03 | |
| | 01 02 | | | | |
| 0902 GRA2,9 | 45 150 | | | | |
| 0910 GRA10,11,12 | 38 122 | | | | |
| 0914 GRA14,41 | 69 126 | | | | |
| 0923 GRA23,30,31,34 | 32 131 | | | | |
| 0926 GRA26 | 64 79 | | | | |

| (REPUBLICAN) | | | VOTES | PERCENT | WITH 6 OF 6 REPORTING |
|--|----|--|-------|---------|-----------------------|
| COUNTY COUNCIL DISTRICT 6 (Vote for) 1 | | | | | |
| 01 = ERNIE TRAKAS | | | 298 | 100.00 | |
| | 01 | | | | |
| 0907 GRA7 | 34 | | | | |
| 0921 GRA21 | 30 | | | | |
| 0925 GRA25 | 63 | | | | |
| 0933 GRA33 | 71 | | | | |
| 0940 GRA40 | 47 | | | | |
| 0942 GRA42 | 53 | | | | |

| (REPUBLICAN) | | | VOTES | PERCENT | WITH 24 OF 24 REPORTING |
|--|-------|--|-------|---------|-------------------------|
| COMMITTEEMAN GRAVOIS TOWNSHIP (Vote for) 1 | | | | | |
| 01 = RUSSELL DAHMER | | | 3,330 | 98.70 | |
| 02 = INVALID WRITE-IN | | | 44 | 1.30 | |
| | 01 02 | | | | |
| 0901 GRA1,20 | 45 2 | | | | |
| 0902 GRA2,9 | 156 1 | | | | |
| 0903 GRA3,8 | 31 0 | | | | |
| 0904 GRA4,6,27,36,38 | 314 9 | | | | |
| 0905 GRA5,46 | 276 3 | | | | |
| 0907 GRA7 | 33 1 | | | | |
| 0910 GRA10,11,12 | 129 0 | | | | |
| 0913 GRA13,17,35 | 217 1 | | | | |
| 0914 GRA14,41 | 146 2 | | | | |
| 0915 GRA15 | 167 2 | | | | |
| 0916 GRA16 | 135 2 | | | | |
| 0918 GRA18 | 132 0 | | | | |
| 0919 GRA19 | 138 1 | | | | |
| 0921 GRA21 | 29 0 | | | | |
| 0922 GRA22,39 | 268 4 | | | | |
| 0923 GRA23,30,31,34 | 126 3 | | | | |
| 0924 GRA24,37,47 | 174 3 | | | | |
| 0925 GRA25 | 60 1 | | | | |
| 0926 GRA26 | 129 0 | | | | |
| 0928 GRA28,29,32 | 312 4 | | | | |
| 0933 GRA33 | 69 2 | | | | |
| 0940 GRA40 | 47 0 | | | | |
| 0942 GRA42 | 49 1 | | | | |
| 0943 GRA43,44,45,48 | 148 2 | | | | |

| (REPUBLICAN) | | | VOTES | PERCENT | WITH 24 OF 24 REPORTING |
|--|-------|--|-------|---------|-------------------------|
| COMMITTEEWOMAN GRAVOIS TOWNSHIP (Vote for) 1 | | | | | |
| 01 = JENNIFER BIRD | | | 3,356 | 98.88 | |
| 02 = INVALID WRITE-IN | | | 38 | 1.12 | |
| | 01 02 | | | | |
| 0901 GRA1,20 | 47 1 | | | | |
| 0902 GRA2,9 | 155 1 | | | | |
| 0903 GRA3,8 | 31 0 | | | | |
| 0904 GRA4,6,27,36,38 | 323 8 | | | | |
| 0905 GRA5,46 | 276 4 | | | | |
| 0907 GRA7 | 32 1 | | | | |
| 0910 GRA10,11,12 | 128 1 | | | | |
| 0913 GRA13,17,35 | 217 2 | | | | |
| 0914 GRA14,41 | 147 1 | | | | |
| 0915 GRA15 | 168 2 | | | | |
| 0916 GRA16 | 137 1 | | | | |
| 0918 GRA18 | 133 2 | | | | |
| 0919 GRA19 | 139 1 | | | | |
| 0921 GRA21 | 29 0 | | | | |
| 0922 GRA22,39 | 273 2 | | | | |
| 0923 GRA23,30,31,34 | 125 1 | | | | |
| 0924 GRA24,37,47 | 172 2 | | | | |
| 0925 GRA25 | 61 0 | | | | |
| 0926 GRA26 | 128 0 | | | | |
| 0928 GRA28,29,32 | 317 5 | | | | |
| 0933 GRA33 | 70 2 | | | | |
| 0940 GRA40 | 48 0 | | | | |
| 0942 GRA42 | 51 0 | | | | |
| 0943 GRA43,44,45,48 | 149 1 | | | | |

(LIBERTARIAN)

VOTES PERCENT

WITH 24 OF 24 REPORTING

U.S. SENATE

(Vote for) 1

01 = JONATHAN DINE

02 = HERSCHEL L. YOUNG

22 66.67
11 33.33

01 02

0901 GRA1,20
0902 GRA2,9
0903 GRA3,8
0904 GRA4,6,27,36,38
0905 GRA5,46
0907 GRA7
0910 GRA10,11,12
0913 GRA13,17,35
0914 GRA14,41
0915 GRA15
0916 GRA16
0918 GRA18
0919 GRA19
0921 GRA21
0922 GRA22,39
0923 GRA23,30,31,34
0924 GRA24,37,47
0925 GRA25
0926 GRA26
0928 GRA28,29,32
0933 GRA33
0940 GRA40
0942 GRA42
0943 GRA43,44,45,48

1 0
0 0
1 0
2 1
1 0
0 0
0 1
1 0
0 1
2 0
1 0
2 0
2 4
1 0
2 0
0 0
0 1
0 1
0 0
4 2
1 0
0 0
1 0
0 0

(LIBERTARIAN)

VOTES PERCENT

WITH 24 OF 24 REPORTING

U.S. REPRESENTATIVE DISTRICT 2

(Vote for) 1

01 = JIM HIGGINS

32 100.00

01

0901 GRA1,20
0902 GRA2,9
0903 GRA3,8
0904 GRA4,6,27,36,38
0905 GRA5,46
0907 GRA7
0910 GRA10,11,12
0913 GRA13,17,35
0914 GRA14,41
0915 GRA15
0916 GRA16
0918 GRA18
0919 GRA19
0921 GRA21
0922 GRA22,39
0923 GRA23,30,31,34
0924 GRA24,37,47
0925 GRA25
0926 GRA26
0928 GRA28,29,32
0933 GRA33
0940 GRA40
0942 GRA42
0943 GRA43,44,45,48

1
0
1
3
1
0
1
1
1
1
1
2
6
1
2
0
1
1
0
6
0
0
1
1
1

(LIBERTARIAN)

VOTES PERCENT

WITH 24 OF 24 REPORTING

GOVERNOR

(Vote for) 1

01 = CISSE W. SPRAGINS

32 100.00

01

0901 GRA1,20
0902 GRA2,9
0903 GRA3,8
0904 GRA4,6,27,36,38
0905 GRA5,46
0907 GRA7
0910 GRA10,11,12
0913 GRA13,17,35
0914 GRA14,41
0915 GRA15
0916 GRA16
0918 GRA18
0919 GRA19
0921 GRA21
0922 GRA22,39
0923 GRA23,30,31,34
0924 GRA24,37,47
0925 GRA25
0926 GRA26
0928 GRA28,29,32
0933 GRA33
0940 GRA40
0942 GRA42
0943 GRA43,44,45,48

1
0
1
3
1
0
1
1
1
2
1
2
6
1
2
0
1
0
6
1
0
0
1
0
1

(LIBERTARIAN)

VOTES PERCENT

WITH 24 OF 24 REPORTING

LIEUTENANT GOVERNOR

(Vote for) 1

01 = STEVEN R. HEDRICK

30 100.00

01

0901 GRA1,20
0902 GRA2,9
0903 GRA3,8
0904 GRA4,6,27,36,38
0905 GRA5,46

1
0
1
2
1

0907 GRA7 0
 0910 GRA10,11,12 1
 0913 GRA13,17,35 1
 0914 GRA14,41 1
 0915 GRA15 1
 0916 GRA16 1
 0918 GRA18 2
 0919 GRA19 6
 0921 GRA21 1
 0922 GRA22,39 2
 0923 GRA23,30,31,34 0
 0924 GRA24,37,47 1
 0925 GRA25 0
 0926 GRA26 0
 0928 GRA28,29,32 7
 0933 GRA33 0
 0940 GRA40 0
 0942 GRA42 1
 0943 GRA43,44,45,48 0

=====

(LIBERTARIAN)

VOTES PERCENT WITH 24 OF 24 REPORTING

SECRETARY OF STATE
 (Vote for) 1
 01 = CHRIS MORRILL 30 100.00

 01

0901 GRA1,20 1
 0902 GRA2,9 0
 0903 GRA3,8 1
 0904 GRA4,6,27,36,38 2
 0905 GRA5,46 1
 0907 GRA7 0
 0910 GRA10,11,12 1
 0913 GRA13,17,35 1
 0914 GRA14,41 1
 0915 GRA15 2
 0916 GRA16 1
 0918 GRA18 2
 0919 GRA19 6
 0921 GRA21 1
 0922 GRA22,39 2
 0923 GRA23,30,31,34 0
 0924 GRA24,37,47 1
 0925 GRA25 0
 0926 GRA26 0
 0928 GRA28,29,32 6
 0933 GRA33 0
 0940 GRA40 0
 0942 GRA42 1
 0943 GRA43,44,45,48 0

=====

(LIBERTARIAN)

VOTES PERCENT WITH 24 OF 24 REPORTING

STATE TREASURER
 (Vote for) 1
 01 = SEAN O'TOOLE 29 100.00

 01

0901 GRA1,20 1
 0902 GRA2,9 0
 0903 GRA3,8 1
 0904 GRA4,6,27,36,38 2
 0905 GRA5,46 1
 0907 GRA7 0
 0910 GRA10,11,12 1
 0913 GRA13,17,35 1
 0914 GRA14,41 1
 0915 GRA15 1
 0916 GRA16 1
 0918 GRA18 2
 0919 GRA19 6
 0921 GRA21 1
 0922 GRA22,39 2
 0923 GRA23,30,31,34 0
 0924 GRA24,37,47 1
 0925 GRA25 0
 0926 GRA26 0
 0928 GRA28,29,32 6
 0933 GRA33 0
 0940 GRA40 0
 0942 GRA42 1
 0943 GRA43,44,45,48 0

=====

(LIBERTARIAN)

VOTES PERCENT WITH 24 OF 24 REPORTING

ATTORNEY GENERAL
 (Vote for) 1
 01 = NO CANDIDATE FILED 0

 01

0901 GRA1,20 0
 0902 GRA2,9 0
 0903 GRA3,8 0
 0904 GRA4,6,27,36,38 0
 0905 GRA5,46 0
 0907 GRA7 0
 0910 GRA10,11,12 0
 0913 GRA13,17,35 0
 0914 GRA14,41 0
 0915 GRA15 0
 0916 GRA16 0
 0918 GRA18 0
 0919 GRA19 0
 0921 GRA21 0
 0922 GRA22,39 0
 0923 GRA23,30,31,34 0
 0924 GRA24,37,47 0
 0925 GRA25 0
 0926 GRA26 0
 0928 GRA28,29,32 0

0933 GRA33 0
0940 GRA40 0
0942 GRA42 0
0943 GRA43,44,45,48 0

(LIBERTARIAN)

WITH 18 OF 18 REPORTING

STATE SENATOR DISTRICT 1
(Vote for) 1
01 = NO CANDIDATE FILED 0

01

0901 GRA1,20 0
0903 GRA3,8 0
0904 GRA4,6,27,36,38 0
0905 GRA5,46 0
0907 GRA7 0
0913 GRA13,17,35 0
0915 GRA15 0
0916 GRA16 0
0918 GRA18 0
0919 GRA19 0
0921 GRA21 0
0924 GRA24,37,47 0
0925 GRA25 0
0928 GRA28,29,32 0
0933 GRA33 0
0940 GRA40 0
0942 GRA42 0
0943 GRA43,44,45,48 0

(LIBERTARIAN)

WITH 5 OF 5 REPORTING

STATE SENATOR DISTRICT 15
(Vote for) 1
01 = NO CANDIDATE FILED 0

01

0902 GRA2,9 0
0910 GRA10,11,12 0
0914 GRA14,41 0
0923 GRA23,30,31,34 0
0926 GRA26 0

(LIBERTARIAN)

WITH 1 OF 1 REPORTING

STATE REPRESENTATIVE DISTRICT 90
(Vote for) 1
01 = NO CANDIDATE FILED 0

01

0903 GRA3,8 0

(LIBERTARIAN)

WITH 5 OF 5 REPORTING

STATE REPRESENTATIVE DISTRICT 91
(Vote for) 1
01 = NO CANDIDATE FILED 0

01

0901 GRA1,20 0
0904 GRA4,6,27,36,38 0
0905 GRA5,46 0
0924 GRA24,37,47 0
0928 GRA28,29,32 0

(LIBERTARIAN)

WITH 10 OF 10 REPORTING

STATE REPRESENTATIVE DISTRICT 92
(Vote for) 1
01 = NO CANDIDATE FILED 0

01

0907 GRA7 0
0913 GRA13,17,35 0
0915 GRA15 0
0916 GRA16 0
0918 GRA18 0
0919 GRA19 0
0921 GRA21 0
0922 GRA22,39 0
0925 GRA25 0
0943 GRA43,44,45,48 0

(LIBERTARIAN)

WITH 3 OF 3 REPORTING

STATE REPRESENTATIVE DISTRICT 93
(Vote for) 1
01 = NO CANDIDATE FILED 0

01

0933 GRA33 0
0940 GRA40 0
0942 GRA42 0

(LIBERTARIAN)

WITH 5 OF 5 REPORTING

STATE REPRESENTATIVE DISTRICT 96
(Vote for) 1
01 = NO CANDIDATE FILED 0

01

0902 GRA2,9 0

| | |
|---------------------|---|
| 0910 GRA10,11,12 | 0 |
| 0914 GRA14,41 | 0 |
| 0923 GRA23,30,31,34 | 0 |
| 0926 GRA26 | 0 |

(LIBERTARIAN)

WITH 6 OF 6 REPORTING

| | | |
|---------------------------|-------|---------|
| COUNTY COUNCIL DISTRICT 6 | VOTES | PERCENT |
| (Vote for) 1 | | |
| 01 = NO CANDIDATE FILED | 0 | |

01

| | |
|------------|---|
| 0907 GRA7 | 0 |
| 0921 GRA21 | 0 |
| 0925 GRA25 | 0 |
| 0933 GRA33 | 0 |
| 0940 GRA40 | 0 |
| 0942 GRA42 | 0 |

(LIBERTARIAN)

WITH 24 OF 24 REPORTING

| | | |
|------------------------------------|-------|---------|
| COMMITTEEMAN GRAVOIS TOWNSHIP | VOTES | PERCENT |
| (Vote for) 1 | | |
| 01 = NO CANDIDATE FILED | 0 | |
| 02 = *SEE OFFICIAL WRITE-IN REPORT | 6 | 100.00 |

01 02

| | | |
|----------------------|---|---|
| 0901 GRA1,20 | 0 | 0 |
| 0902 GRA2,9 | 0 | 0 |
| 0903 GRA3,8 | 0 | 0 |
| 0904 GRA4,6,27,36,38 | 0 | 0 |
| 0905 GRA5,46 | 0 | 1 |
| 0907 GRA7 | 0 | 0 |
| 0910 GRA10,11,12 | 0 | 0 |
| 0913 GRA13,17,35 | 0 | 0 |
| 0914 GRA14,41 | 0 | 1 |
| 0915 GRA15 | 0 | 0 |
| 0916 GRA16 | 0 | 0 |
| 0918 GRA18 | 0 | 0 |
| 0919 GRA19 | 0 | 1 |
| 0921 GRA21 | 0 | 0 |
| 0922 GRA22,39 | 0 | 0 |
| 0923 GRA23,30,31,34 | 0 | 0 |
| 0924 GRA24,37,47 | 0 | 0 |
| 0925 GRA25 | 0 | 0 |
| 0926 GRA26 | 0 | 0 |
| 0928 GRA28,29,32 | 0 | 1 |
| 0933 GRA33 | 0 | 1 |
| 0940 GRA40 | 0 | 0 |
| 0942 GRA42 | 0 | 0 |
| 0943 GRA43,44,45,48 | 0 | 1 |

(LIBERTARIAN)

WITH 24 OF 24 REPORTING

| | | |
|------------------------------------|-------|---------|
| COMMITTEEWOMAN GRAVOIS TOWNSHIP | VOTES | PERCENT |
| (Vote for) 1 | | |
| 01 = NO CANDIDATE FILED | 0 | |
| 02 = *SEE OFFICIAL WRITE-IN REPORT | 2 | 100.00 |

01 02

| | | |
|----------------------|---|---|
| 0901 GRA1,20 | 0 | 0 |
| 0902 GRA2,9 | 0 | 0 |
| 0903 GRA3,8 | 0 | 0 |
| 0904 GRA4,6,27,36,38 | 0 | 0 |
| 0905 GRA5,46 | 0 | 0 |
| 0907 GRA7 | 0 | 0 |
| 0910 GRA10,11,12 | 0 | 0 |
| 0913 GRA13,17,35 | 0 | 0 |
| 0914 GRA14,41 | 0 | 1 |
| 0915 GRA15 | 0 | 0 |
| 0916 GRA16 | 0 | 0 |
| 0918 GRA18 | 0 | 0 |
| 0919 GRA19 | 0 | 0 |
| 0921 GRA21 | 0 | 0 |
| 0922 GRA22,39 | 0 | 0 |
| 0923 GRA23,30,31,34 | 0 | 0 |
| 0924 GRA24,37,47 | 0 | 0 |
| 0925 GRA25 | 0 | 0 |
| 0926 GRA26 | 0 | 0 |
| 0928 GRA28,29,32 | 0 | 0 |
| 0933 GRA33 | 0 | 0 |
| 0940 GRA40 | 0 | 0 |
| 0942 GRA42 | 0 | 0 |
| 0943 GRA43,44,45,48 | 0 | 1 |

(CONSTITUTION)

WITH 24 OF 24 REPORTING

| | | |
|-----------------|-------|---------|
| U.S. SENATE | VOTES | PERCENT |
| (Vote for) 1 | | |
| 01 = FRED RYMAN | 6 | 100.00 |

01

| | |
|----------------------|---|
| 0901 GRA1,20 | 0 |
| 0902 GRA2,9 | 0 |
| 0903 GRA3,8 | 0 |
| 0904 GRA4,6,27,36,38 | 0 |
| 0905 GRA5,46 | 0 |
| 0907 GRA7 | 0 |
| 0910 GRA10,11,12 | 0 |
| 0913 GRA13,17,35 | 0 |
| 0914 GRA14,41 | 0 |
| 0915 GRA15 | 1 |
| 0916 GRA16 | 1 |
| 0918 GRA18 | 0 |
| 0919 GRA19 | 1 |
| 0921 GRA21 | 0 |
| 0922 GRA22,39 | 0 |
| 0923 GRA23,30,31,34 | 0 |
| 0924 GRA24,37,47 | 0 |

0925 GRA25 0
 0926 GRA26 0
 0928 GRA28,29,32 0
 0933 GRA33 2
 0940 GRA40 0
 0942 GRA42 1
 0943 GRA43,44,45,48 0

(CONSTITUTION)

WITH 24 OF 24 REPORTING
 VOTES PERCENT

U.S. REPRESENTATIVE DISTRICT 2
 (Vote for) 1
 01 = NO CANDIDATE FILED

 01

0901 GRA1,20 0
 0902 GRA2,9 0
 0903 GRA3,8 0
 0904 GRA4,6,27,36,38 0
 0905 GRA5,46 0
 0907 GRA7 0
 0910 GRA10,11,12 0
 0913 GRA13,17,35 0
 0914 GRA14,41 0
 0915 GRA15 0
 0916 GRA16 0
 0918 GRA18 0
 0919 GRA19 0
 0921 GRA21 0
 0922 GRA22,39 0
 0923 GRA23,30,31,34 0
 0924 GRA24,37,47 0
 0925 GRA25 0
 0926 GRA26 0
 0928 GRA28,29,32 0
 0933 GRA33 0
 0940 GRA40 0
 0942 GRA42 0
 0943 GRA43,44,45,48 0

(CONSTITUTION)

WITH 24 OF 24 REPORTING
 VOTES PERCENT

GOVERNOR
 (Vote for) 1
 01 = NO CANDIDATE FILED

 01

0901 GRA1,20 0
 0902 GRA2,9 0
 0903 GRA3,8 0
 0904 GRA4,6,27,36,38 0
 0905 GRA5,46 0
 0907 GRA7 0
 0910 GRA10,11,12 0
 0913 GRA13,17,35 0
 0914 GRA14,41 0
 0915 GRA15 0
 0916 GRA16 0
 0918 GRA18 0
 0919 GRA19 0
 0921 GRA21 0
 0922 GRA22,39 0
 0923 GRA23,30,31,34 0
 0924 GRA24,37,47 0
 0925 GRA25 0
 0926 GRA26 0
 0928 GRA28,29,32 0
 0933 GRA33 0
 0940 GRA40 0
 0942 GRA42 0
 0943 GRA43,44,45,48 0

(CONSTITUTION)

WITH 24 OF 24 REPORTING
 VOTES PERCENT

LIEUTENANT GOVERNOR
 (Vote for) 1
 01 = NO CANDIDATE FILED

 01

0901 GRA1,20 0
 0902 GRA2,9 0
 0903 GRA3,8 0
 0904 GRA4,6,27,36,38 0
 0905 GRA5,46 0
 0907 GRA7 0
 0910 GRA10,11,12 0
 0913 GRA13,17,35 0
 0914 GRA14,41 0
 0915 GRA15 0
 0916 GRA16 0
 0918 GRA18 0
 0919 GRA19 0
 0921 GRA21 0
 0922 GRA22,39 0
 0923 GRA23,30,31,34 0
 0924 GRA24,37,47 0
 0925 GRA25 0
 0926 GRA26 0
 0928 GRA28,29,32 0
 0933 GRA33 0
 0940 GRA40 0
 0942 GRA42 0
 0943 GRA43,44,45,48 0

(CONSTITUTION)

WITH 24 OF 24 REPORTING
 VOTES PERCENT

SECRETARY OF STATE
 (Vote for) 1
 01 = NO CANDIDATE FILED

01

0901 GRA1,20 0
 0902 GRA2,9 0
 0903 GRA3,8 0
 0904 GRA4,6,27,36,38 0
 0905 GRA5,46 0
 0907 GRA7 0
 0910 GRA10,11,12 0
 0913 GRA13,17,35 0
 0914 GRA14,41 0
 0915 GRA15 0
 0916 GRA16 0
 0918 GRA18 0
 0919 GRA19 0
 0921 GRA21 0
 0922 GRA22,39 0
 0923 GRA23,30,31,34 0
 0924 GRA24,37,47 0
 0925 GRA25 0
 0926 GRA26 0
 0928 GRA28,29,32 0
 0933 GRA33 0
 0940 GRA40 0
 0942 GRA42 0
 0943 GRA43,44,45,48 0

(CONSTITUTION)

VOTES PERCENT WITH 24 OF 24 REPORTING

STATE TREASURER
 (Vote for) 1
 01 = NO CANDIDATE FILED 0

 01

0901 GRA1,20 0
 0902 GRA2,9 0
 0903 GRA3,8 0
 0904 GRA4,6,27,36,38 0
 0905 GRA5,46 0
 0907 GRA7 0
 0910 GRA10,11,12 0
 0913 GRA13,17,35 0
 0914 GRA14,41 0
 0915 GRA15 0
 0916 GRA16 0
 0918 GRA18 0
 0919 GRA19 0
 0921 GRA21 0
 0922 GRA22,39 0
 0923 GRA23,30,31,34 0
 0924 GRA24,37,47 0
 0925 GRA25 0
 0926 GRA26 0
 0928 GRA28,29,32 0
 0933 GRA33 0
 0940 GRA40 0
 0942 GRA42 0
 0943 GRA43,44,45,48 0

(CONSTITUTION)

VOTES PERCENT WITH 24 OF 24 REPORTING

ATTORNEY GENERAL
 (Vote for) 1
 01 = NO CANDIDATE FILED 0

 01

0901 GRA1,20 0
 0902 GRA2,9 0
 0903 GRA3,8 0
 0904 GRA4,6,27,36,38 0
 0905 GRA5,46 0
 0907 GRA7 0
 0910 GRA10,11,12 0
 0913 GRA13,17,35 0
 0914 GRA14,41 0
 0915 GRA15 0
 0916 GRA16 0
 0918 GRA18 0
 0919 GRA19 0
 0921 GRA21 0
 0922 GRA22,39 0
 0923 GRA23,30,31,34 0
 0924 GRA24,37,47 0
 0925 GRA25 0
 0926 GRA26 0
 0928 GRA28,29,32 0
 0933 GRA33 0
 0940 GRA40 0
 0942 GRA42 0
 0943 GRA43,44,45,48 0

(CONSTITUTION)

VOTES PERCENT WITH 18 OF 18 REPORTING

STATE SENATOR DISTRICT 1
 (Vote for) 1
 01 = NO CANDIDATE FILED 0

 01

0901 GRA1,20 0
 0903 GRA3,8 0
 0904 GRA4,6,27,36,38 0
 0905 GRA5,46 0
 0907 GRA7 0
 0913 GRA13,17,35 0
 0915 GRA15 0
 0916 GRA16 0
 0918 GRA18 0
 0919 GRA19 0
 0921 GRA21 0
 0924 GRA24,37,47 0
 0925 GRA25 0

0928 GRA28,29,32 0
 0933 GRA33 0
 0940 GRA40 0
 0942 GRA42 0
 0943 GRA43,44,45,48 0

(CONSTITUTION)

VOTES PERCENT WITH 5 OF 5 REPORTING

STATE SENATOR DISTRICT 15
 (Vote for) 1
 01 = NO CANDIDATE FILED 0

 01

 0902 GRA2,9 0
 0910 GRA10,11,12 0
 0914 GRA14,41 0
 0923 GRA23,30,31,34 0
 0926 GRA26 0

(CONSTITUTION)

VOTES PERCENT WITH 1 OF 1 REPORTING

STATE REPRESENTATIVE DISTRICT 90
 (Vote for) 1
 01 = NO CANDIDATE FILED 0

 01

 0903 GRA3,8 0

(CONSTITUTION)

VOTES PERCENT WITH 5 OF 5 REPORTING

STATE REPRESENTATIVE DISTRICT 91
 (Vote for) 1
 01 = NO CANDIDATE FILED 0

 01

 0901 GRA1,20 0
 0904 GRA4,6,27,36,38 0
 0905 GRA5,46 0
 0924 GRA24,37,47 0
 0928 GRA28,29,32 0

(CONSTITUTION)

VOTES PERCENT WITH 10 OF 10 REPORTING

STATE REPRESENTATIVE DISTRICT 92
 (Vote for) 1
 01 = NO CANDIDATE FILED 0

 01

 0907 GRA7 0
 0913 GRA13,17,35 0
 0915 GRA15 0
 0916 GRA16 0
 0918 GRA18 0
 0919 GRA19 0
 0921 GRA21 0
 0922 GRA22,39 0
 0925 GRA25 0
 0943 GRA43,44,45,48 0

(CONSTITUTION)

VOTES PERCENT WITH 3 OF 3 REPORTING

STATE REPRESENTATIVE DISTRICT 93
 (Vote for) 1
 01 = NO CANDIDATE FILED 0

 01

 0933 GRA33 0
 0940 GRA40 0
 0942 GRA42 0

(CONSTITUTION)

VOTES PERCENT WITH 5 OF 5 REPORTING

STATE REPRESENTATIVE DISTRICT 96
 (Vote for) 1
 01 = NO CANDIDATE FILED 0

 01

 0902 GRA2,9 0
 0910 GRA10,11,12 0
 0914 GRA14,41 0
 0923 GRA23,30,31,34 0
 0926 GRA26 0

(CONSTITUTION)

VOTES PERCENT WITH 6 OF 6 REPORTING

COUNTY COUNCIL DISTRICT 6
 (Vote for) 1
 01 = NO CANDIDATE FILED 0

 01

 0907 GRA7 0
 0921 GRA21 0
 0925 GRA25 0
 0933 GRA33 0
 0940 GRA40 0
 0942 GRA42 0

(CONSTITUTION)

VOTES PERCENT WITH 24 OF 24 REPORTING

COMMITTEEMAN GRAVOIS TOWNSHIP
 (Vote for) 1
 01 = NO CANDIDATE FILED 0

| | 01 | 02 |
|----------------------|----|----|
| 0901 GRA1,20 | 0 | 0 |
| 0902 GRA2,9 | 0 | 0 |
| 0903 GRA3,8 | 0 | 0 |
| 0904 GRA4,6,27,36,38 | 0 | 1 |
| 0905 GRA5,46 | 0 | 0 |
| 0907 GRA7 | 0 | 0 |
| 0910 GRA10,11,12 | 0 | 0 |
| 0913 GRA13,17,35 | 0 | 0 |
| 0914 GRA14,41 | 0 | 0 |
| 0915 GRA15 | 0 | 1 |
| 0916 GRA16 | 0 | 0 |
| 0918 GRA18 | 0 | 0 |
| 0919 GRA19 | 0 | 0 |
| 0921 GRA21 | 0 | 0 |
| 0922 GRA22,39 | 0 | 0 |
| 0923 GRA23,30,31,34 | 0 | 0 |
| 0924 GRA24,37,47 | 0 | 0 |
| 0925 GRA25 | 0 | 0 |
| 0926 GRA26 | 0 | 0 |
| 0928 GRA28,29,32 | 0 | 0 |
| 0933 GRA33 | 0 | 0 |
| 0940 GRA40 | 0 | 0 |
| 0942 GRA42 | 0 | 0 |
| 0943 GRA43,44,45,48 | 0 | 0 |

(CONSTITUTION)

VOTES PERCENT

WITH 24 OF 24 REPORTING

COMMITTEEWOMAN GRAVOIS TOWNSHIP

(Vote for) 1

01 = NO CANDIDATE FILED

02 = *SEE OFFICIAL WRITE-IN REPORT

0 100.00

| | 01 | 02 |
|----------------------|----|----|
| 0901 GRA1,20 | 0 | 0 |
| 0902 GRA2,9 | 0 | 0 |
| 0903 GRA3,8 | 0 | 0 |
| 0904 GRA4,6,27,36,38 | 0 | 0 |
| 0905 GRA5,46 | 0 | 0 |
| 0907 GRA7 | 0 | 0 |
| 0910 GRA10,11,12 | 0 | 0 |
| 0913 GRA13,17,35 | 0 | 0 |
| 0914 GRA14,41 | 0 | 0 |
| 0915 GRA15 | 0 | 1 |
| 0916 GRA16 | 0 | 0 |
| 0918 GRA18 | 0 | 0 |
| 0919 GRA19 | 0 | 0 |
| 0921 GRA21 | 0 | 0 |
| 0922 GRA22,39 | 0 | 0 |
| 0923 GRA23,30,31,34 | 0 | 0 |
| 0924 GRA24,37,47 | 0 | 0 |
| 0925 GRA25 | 0 | 0 |
| 0926 GRA26 | 0 | 0 |
| 0928 GRA28,29,32 | 0 | 0 |
| 0933 GRA33 | 0 | 0 |
| 0940 GRA40 | 0 | 0 |
| 0942 GRA42 | 0 | 0 |
| 0943 GRA43,44,45,48 | 0 | 0 |

WE, THE BOARD OF ELECTION COMMISSIONERS OF ST. LOUIS COUNTY, MISSOURI, ACTING AS THE VERIFICATION BOARD PURSUANT TO SECTION 115.507, RSMo, HEREBY CERTIFY THE FOREGOING TO BE A TRUE AND CORRECT ABSTRACT OF VOTES CAST FOR THE CANDIDATES AND ISSUES AT THE PRIMARY ELECTION HELD IN ST. LOUIS COUNTY, MISSOURI, ON AUGUST 2, 2016. IN TESTIMONY WHEREOF, WE HAVE HEREUNTO SET OUR HAND AT OUR OFFICE IN MAPLEWOOD, ST. LOUIS COUNTY, MISSOURI, ON AUGUST 16, 2016.

Richard H. Kellett
 RICHARD H. KELLETT, CHAIRMAN

John W. Maupin
 JOHN W. MAUPIN, SECRETARY

Trudi McCollum Foushee
 TRUDI MCCOLLUM FOUSHEE, COMMISSIONER

John P. King
 JOHN P. KING, COMMISSIONER



HADLEY TOWNSHIP

PRIMARY ELECTION
ST. LOUIS COUNTY, MISSOURI
TUESDAY, AUGUST 2, 2016
STATISTICS

OFFICIAL FINAL RESULTS

RUN DATE:08/15/16 12:30 PM

| | | WITH 19 OF 19 PRECINCTS REPORTING | | | | | | | | TOTAL | PERCENT |
|--------------------------------|--|-----------------------------------|---------|-----|-----|----|----|----|-------|-------|---------|
| | | TOTAL | PERCENT | | | | | | | TOTAL | PERCENT |
| 01 = REGISTERED VOTERS - TOTAL | | 21,381 | | | | | | | | 29 | .53 |
| 02 = BALLOTS CAST - TOTAL | | 5,427 | | | | | | | | 5 | .09 |
| 03 = BALLOTS CAST - DEMOCRATIC | | 3,655 | 67.35 | | | | | | | 0 | |
| 04 = BALLOTS CAST - REPUBLICAN | | 1,738 | 32.03 | | | | | | | 0 | 25.38 |
| | | | | | | | | | | | |
| | | 01 | 02 | 03 | 04 | 05 | 06 | 07 | 08 | | |
| 1001 HAD1 | | 2241 | 572 | 348 | 221 | 2 | 1 | 0 | 25.52 | | |
| 1002 HAD2,30 | | 1423 | 325 | 215 | 102 | 8 | 0 | 0 | 22.84 | | |
| 1003 HAD3,19 | | 409 | 90 | 46 | 44 | 0 | 0 | 0 | 22.00 | | |
| 1004 HAD4,12,17,18 | | 1497 | 368 | 205 | 161 | 2 | 0 | 0 | 24.58 | | |
| 1005 HAD5,14 | | 1262 | 285 | 172 | 110 | 1 | 2 | 0 | 22.58 | | |
| 1006 HAD6,7,24 | | 1246 | 330 | 165 | 163 | 1 | 1 | 0 | 26.48 | | |
| 1008 HAD8 | | 676 | 186 | 164 | 22 | 0 | 0 | 0 | 27.51 | | |
| 1009 HAD9 | | 867 | 281 | 223 | 58 | 0 | 0 | 0 | 32.41 | | |
| 1010 HAD10,11 | | 815 | 243 | 202 | 41 | 0 | 0 | 0 | 29.82 | | |
| 1013 HAD13,15,20 | | 1400 | 314 | 231 | 81 | 2 | 0 | 0 | 22.43 | | |
| 1016 HAD16,34,35 | | 1410 | 370 | 312 | 57 | 1 | 0 | 0 | 26.24 | | |
| 1021 HAD21,26 | | 1328 | 348 | 184 | 163 | 1 | 0 | 0 | 26.20 | | |
| 1022 HAD22,23 | | 732 | 181 | 131 | 48 | 2 | 0 | 0 | 24.73 | | |
| 1025 HAD25 | | 323 | 66 | 51 | 15 | 0 | 0 | 0 | 20.43 | | |
| 1027 HAD27 | | 837 | 238 | 196 | 41 | 1 | 0 | 0 | 28.43 | | |
| 1028 HAD28,29 | | 1215 | 319 | 215 | 102 | 2 | 0 | 0 | 26.26 | | |
| 1031 HAD31 | | 478 | 129 | 56 | 72 | 1 | 0 | 0 | 26.99 | | |
| 1032 HAD32 | | 1399 | 369 | 261 | 105 | 2 | 1 | 0 | 26.38 | | |
| 1033 HAD33 | | 1823 | 413 | 278 | 132 | 3 | 0 | 0 | 22.65 | | |

| (DEMOCRATIC) | | WITH 19 OF 19 REPORTING | | | | VOTES PERCENT | | VOTES PERCENT | | |
|------------------------------|--|-------------------------|----|-----|----|---------------|-------|-------------------|-------|-------|
| U.S. SENATE (Vote for) 1 | | | | | | | | | | |
| 01 = CHIEF WANA DUBIE | | | | | | 253 | 7.21 | 03 = JASON KANDER | 2,683 | 76.50 |
| 02 = CORI BUSH | | | | | | 442 | 12.60 | 04 = ROBERT MACK | 129 | 3.68 |
| | | 01 | 02 | 03 | 04 | | | | | |
| 1001 HAD1 | | 6 | 28 | 286 | 10 | | | | | |
| 1002 HAD2,30 | | 25 | 37 | 129 | 17 | | | | | |
| 1003 HAD3,19 | | 4 | 5 | 34 | 2 | | | | | |
| 1004 HAD4,12,17,18 | | 5 | 11 | 177 | 2 | | | | | |
| 1005 HAD5,14 | | 6 | 6 | 152 | 4 | | | | | |
| 1006 HAD6,7,24 | | 19 | 18 | 116 | 4 | | | | | |
| 1008 HAD8 | | 9 | 15 | 129 | 4 | | | | | |
| 1009 HAD9 | | 3 | 15 | 198 | 1 | | | | | |
| 1010 HAD10,11 | | 9 | 23 | 159 | 4 | | | | | |
| 1013 HAD13,15,20 | | 9 | 42 | 166 | 7 | | | | | |
| 1016 HAD16,34,35 | | 30 | 45 | 205 | 18 | | | | | |
| 1021 HAD21,26 | | 9 | 19 | 142 | 3 | | | | | |
| 1022 HAD22,23 | | 3 | 25 | 98 | 3 | | | | | |
| 1025 HAD25 | | 7 | 14 | 20 | 3 | | | | | |
| 1027 HAD27 | | 22 | 34 | 104 | 18 | | | | | |
| 1028 HAD28,29 | | 16 | 26 | 163 | 5 | | | | | |
| 1031 HAD31 | | 5 | 7 | 39 | 3 | | | | | |
| 1032 HAD32 | | 34 | 41 | 170 | 8 | | | | | |
| 1033 HAD33 | | 32 | 31 | 196 | 13 | | | | | |

| (DEMOCRATIC) | | WITH 17 OF 17 REPORTING | | | | VOTES PERCENT | | VOTES PERCENT | | |
|---|--|-------------------------|-----|-----|--|---------------|-------|-------------------------------|-------|-------|
| U.S. REPRESENTATIVE DISTRICT 1 (Vote for) 1 | | | | | | | | | | |
| 01 = (WILLIAM) BILL HAAS | | | | | | 373 | 11.07 | 03 = MARIA N. CHAPPELLE-NADAL | 1,392 | 41.33 |
| 02 = LACY CLAY | | | | | | 1,603 | 47.60 | | | |
| | | 01 | 02 | 03 | | | | | | |
| 1001 HAD1 | | 37 | 188 | 111 | | | | | | |
| 1002 HAD2,30 | | 25 | 77 | 108 | | | | | | |
| 1003 HAD3,19 | | 10 | 15 | 21 | | | | | | |
| 1004 HAD4,12,17,18 | | 24 | 100 | 79 | | | | | | |
| 1005 HAD5,14 | | 13 | 88 | 61 | | | | | | |
| 1008 HAD8 | | 12 | 78 | 71 | | | | | | |
| 1009 HAD9 | | 16 | 135 | 71 | | | | | | |
| 1010 HAD10,11 | | 12 | 113 | 74 | | | | | | |
| 1013 HAD13,15,20 | | 23 | 115 | 92 | | | | | | |
| 1016 HAD16,34,35 | | 26 | 137 | 145 | | | | | | |
| 1021 HAD21,26 | | 22 | 72 | 85 | | | | | | |
| 1022 HAD22,23 | | 18 | 51 | 60 | | | | | | |
| 1025 HAD25 | | 7 | 23 | 20 | | | | | | |
| 1027 HAD27 | | 20 | 96 | 78 | | | | | | |
| 1028 HAD28,29 | | 25 | 73 | 110 | | | | | | |
| 1032 HAD32 | | 31 | 118 | 107 | | | | | | |
| 1033 HAD33 | | 52 | 124 | 99 | | | | | | |

| (DEMOCRATIC) | | WITH 2 OF 2 REPORTING | | | | VOTES PERCENT | | VOTES PERCENT | | |
|---|--|-----------------------|--|--|--|---------------|--------|---------------|--|--|
| U.S. REPRESENTATIVE DISTRICT 2 (Vote for) 1 | | | | | | | | | | |
| 01 = BILL OTTO | | | | | | 194 | 100.00 | | | |
| | | 01 | | | | | | | | |
| 1006 HAD6,7,24 | | 143 | | | | | | | | |
| 1031 HAD31 | | 51 | | | | | | | | |

| (DEMOCRATIC) | | WITH 19 OF 19 REPORTING | | | | VOTES PERCENT | | VOTES PERCENT | | |
|----------------------------------|--|-------------------------|-----|----|----|---------------|-------|-------------------------|-----|------|
| GOVERNOR (Vote for) 1 | | | | | | | | | | |
| 01 = LEONARD JOSEPH STEINMAN, II | | | | | | 110 | 3.13 | 03 = ERIC MORRISON | 236 | 6.71 |
| 02 = CHRIS KOSTER | | | | | | 3,032 | 86.26 | 04 = CHARLES B. WHEELER | 137 | 3.90 |
| | | 01 | 02 | 03 | 04 | | | | | |
| 1001 HAD1 | | 5 | 314 | 8 | 8 | | | | | |
| 1002 HAD2,30 | | 13 | 160 | 20 | 11 | | | | | |
| 1003 HAD3,19 | | 2 | 39 | 3 | 1 | | | | | |

| | | | | | |
|------|---------------|----|-----|----|----|
| 1004 | HAD4,12,17,18 | 1 | 191 | 4 | 2 |
| 1005 | HAD5,14 | 3 | 155 | 4 | 6 |
| 1006 | HAD6,7,24 | 2 | 134 | 14 | 11 |
| 1008 | HAD8 | 5 | 140 | 13 | 3 |
| 1009 | HAD9 | 8 | 196 | 8 | 2 |
| 1010 | HAD10,11 | 3 | 179 | 14 | 2 |
| 1013 | HAD13,15,20 | 5 | 196 | 16 | 4 |
| 1016 | HAD16,34,35 | 11 | 245 | 31 | 11 |
| 1021 | HAD21,26 | 4 | 153 | 10 | 7 |
| 1022 | HAD22,23 | 1 | 112 | 13 | 3 |
| 1025 | HAD25 | 3 | 32 | 8 | 3 |
| 1027 | HAD27 | 16 | 133 | 16 | 19 |
| 1028 | HAD28,29 | 5 | 179 | 10 | 10 |
| 1031 | HAD31 | 0 | 47 | 4 | 3 |
| 1032 | HAD32 | 16 | 196 | 21 | 16 |
| 1033 | HAD33 | 7 | 231 | 19 | 15 |

(DEMOCRATIC)

| | | VOTES | PERCENT | WITH 19 OF 19 | REPORTING | VOTES | PERCENT |
|---------------------|--|-------|---------|--------------------------|-----------|-------|---------|
| LIEUTENANT GOVERNOR | | | | | | | |
| (Vote for) 1 | | | | | | | |
| 01 = WINSTON APPLE | | 371 | 10.60 | | | | |
| 02 = RUSS CARNAHAN | | 2,853 | 81.49 | 03 = TOMMIE PIERSON, SR. | | 277 | 7.91 |

01 02 03

| | | | | | |
|------|---------------|----|-----|----|--|
| 1001 | HAD1 | 26 | 287 | 15 | |
| 1002 | HAD2,30 | 30 | 150 | 26 | |
| 1003 | HAD3,19 | 10 | 36 | 0 | |
| 1004 | HAD4,12,17,18 | 17 | 168 | 12 | |
| 1005 | HAD5,14 | 9 | 138 | 13 | |
| 1006 | HAD6,7,24 | 20 | 122 | 16 | |
| 1008 | HAD8 | 19 | 123 | 13 | |
| 1009 | HAD9 | 15 | 196 | 7 | |
| 1010 | HAD10,11 | 12 | 172 | 12 | |
| 1013 | HAD13,15,20 | 30 | 176 | 16 | |
| 1016 | HAD16,34,35 | 34 | 240 | 26 | |
| 1021 | HAD21,26 | 21 | 139 | 11 | |
| 1022 | HAD22,23 | 13 | 111 | 7 | |
| 1025 | HAD25 | 5 | 32 | 10 | |
| 1027 | HAD27 | 14 | 139 | 32 | |
| 1028 | HAD28,29 | 13 | 172 | 16 | |
| 1031 | HAD31 | 9 | 42 | 4 | |
| 1032 | HAD32 | 38 | 192 | 23 | |
| 1033 | HAD33 | 36 | 218 | 18 | |

(DEMOCRATIC)

| | | VOTES | PERCENT | WITH 19 OF 19 | REPORTING | VOTES | PERCENT |
|-------------------------|--|-------|---------|--------------------|-----------|-------|---------|
| SECRETARY OF STATE | | | | | | | |
| (Vote for) 1 | | | | | | | |
| 01 = BILL CLINTON YOUNG | | 274 | 8.10 | | | | |
| 02 = ROBIN SMITH | | 2,861 | 84.57 | 03 = MD RABBI ALAM | | 248 | 7.33 |

01 02 03

| | | | | | |
|------|---------------|----|-----|----|--|
| 1001 | HAD1 | 23 | 270 | 22 | |
| 1002 | HAD2,30 | 23 | 158 | 23 | |
| 1003 | HAD3,19 | 3 | 40 | 2 | |
| 1004 | HAD4,12,17,18 | 12 | 165 | 8 | |
| 1005 | HAD5,14 | 9 | 129 | 9 | |
| 1006 | HAD6,7,24 | 21 | 119 | 14 | |
| 1008 | HAD8 | 12 | 122 | 15 | |
| 1009 | HAD9 | 14 | 190 | 6 | |
| 1010 | HAD10,11 | 8 | 170 | 12 | |
| 1013 | HAD13,15,20 | 7 | 191 | 14 | |
| 1016 | HAD16,34,35 | 27 | 244 | 21 | |
| 1021 | HAD21,26 | 16 | 137 | 13 | |
| 1022 | HAD22,23 | 8 | 107 | 9 | |
| 1025 | HAD25 | 8 | 33 | 7 | |
| 1027 | HAD27 | 11 | 159 | 10 | |
| 1028 | HAD28,29 | 15 | 168 | 14 | |
| 1031 | HAD31 | 6 | 44 | 4 | |
| 1032 | HAD32 | 25 | 194 | 30 | |
| 1033 | HAD33 | 26 | 221 | 15 | |

(DEMOCRATIC)

| | | VOTES | PERCENT | WITH 19 OF 19 | REPORTING | VOTES | PERCENT |
|--------------------|--|-------|---------|---------------|-----------|-------|---------|
| STATE TREASURER | | | | | | | |
| (Vote for) 1 | | | | | | | |
| 01 = PAT CONTRERAS | | 1,751 | 53.21 | | | | |
| 02 = JUDY BAKER | | 1,540 | 46.79 | | | | |

01 02

| | | | | | |
|------|---------------|-----|-----|--|--|
| 1001 | HAD1 | 159 | 143 | | |
| 1002 | HAD2,30 | 100 | 95 | | |
| 1003 | HAD3,19 | 19 | 26 | | |
| 1004 | HAD4,12,17,18 | 112 | 67 | | |
| 1005 | HAD5,14 | 69 | 73 | | |
| 1006 | HAD6,7,24 | 76 | 74 | | |
| 1008 | HAD8 | 88 | 61 | | |
| 1009 | HAD9 | 141 | 59 | | |
| 1010 | HAD10,11 | 113 | 70 | | |
| 1013 | HAD13,15,20 | 111 | 97 | | |
| 1016 | HAD16,34,35 | 156 | 128 | | |
| 1021 | HAD21,26 | 79 | 84 | | |
| 1022 | HAD22,23 | 68 | 58 | | |
| 1025 | HAD25 | 17 | 29 | | |
| 1027 | HAD27 | 74 | 103 | | |
| 1028 | HAD28,29 | 98 | 94 | | |
| 1031 | HAD31 | 17 | 36 | | |
| 1032 | HAD32 | 122 | 121 | | |
| 1033 | HAD33 | 132 | 122 | | |

(DEMOCRATIC)

| | | VOTES | PERCENT | WITH 19 OF 19 | REPORTING | VOTES | PERCENT |
|---------------------|--|-------|---------|---------------|-----------|-------|---------|
| ATTORNEY GENERAL | | | | | | | |
| (Vote for) 1 | | | | | | | |
| 01 = JAKE ZIMMERMAN | | 2,236 | 63.83 | | | | |
| 02 = TERESA HENSLEY | | 1,267 | 36.17 | | | | |

01 02

| | | | |
|------|---------------|-----|-----|
| 1001 | HAD1 | 259 | 84 |
| 1002 | HAD2,30 | 116 | 89 |
| 1003 | HAD3,19 | 26 | 20 |
| 1004 | HAD4,12,17,18 | 151 | 47 |
| 1005 | HAD5,14 | 113 | 49 |
| 1006 | HAD6,7,24 | 92 | 70 |
| 1008 | HAD8 | 106 | 49 |
| 1009 | HAD9 | 161 | 55 |
| 1010 | HAD10,11 | 136 | 58 |
| 1013 | HAD13,15,20 | 135 | 79 |
| 1016 | HAD16,34,35 | 191 | 106 |
| 1021 | HAD21,26 | 122 | 56 |
| 1022 | HAD22,23 | 69 | 61 |
| 1025 | HAD25 | 29 | 18 |
| 1027 | HAD27 | 104 | 81 |
| 1028 | HAD28,29 | 101 | 100 |
| 1031 | HAD31 | 31 | 24 |
| 1032 | HAD32 | 142 | 110 |
| 1033 | HAD33 | 152 | 111 |

(DEMOCRATIC)

VOTES PERCENT WITH 2 OF 2 REPORTING

| | | | |
|--------------------------|-------|--------|--|
| STATE SENATOR DISTRICT 1 | | | |
| (Vote for) 1 | | | |
| 01 = SCOTT SIFTON | 422 | 100.00 | |
| | ----- | | |
| | 01 | | |
| | ----- | | |
| 1002 HAD2,30 | 182 | | |
| 1033 HAD33 | 240 | | |

(DEMOCRATIC)

VOTES PERCENT WITH 7 OF 7 REPORTING

| | | | |
|----------------------------------|-------|--------|--|
| STATE REPRESENTATIVE DISTRICT 83 | | | |
| (Vote for) 1 | | | |
| 01 = GINA MITTEN | 1,123 | 100.00 | |
| | ----- | | |
| | 01 | | |
| | ----- | | |
| 1002 HAD2,30 | 192 | | |
| 1003 HAD3,19 | 41 | | |
| 1025 HAD25 | 42 | | |
| 1027 HAD27 | 177 | | |
| 1028 HAD28,29 | 192 | | |
| 1032 HAD32 | 233 | | |
| 1033 HAD33 | 246 | | |

(DEMOCRATIC)

VOTES PERCENT WITH 2 OF 2 REPORTING

| | | | |
|----------------------------------|-------|--------|--|
| STATE REPRESENTATIVE DISTRICT 86 | | | |
| (Vote for) 1 | | | |
| 01 = JOE ADAMS | 396 | 100.00 | |
| | ----- | | |
| | 01 | | |
| | ----- | | |
| 1008 HAD8 | 143 | | |
| 1016 HAD16,34,35 | 253 | | |

(DEMOCRATIC)

VOTES PERCENT WITH 8 OF 8 REPORTING

| | | | |
|----------------------------------|-------|--------|--|
| STATE REPRESENTATIVE DISTRICT 87 | | | |
| (Vote for) 1 | | | |
| 01 = STACEY NEWMAN | 1,522 | 100.00 | |
| | ----- | | |
| | 01 | | |
| | ----- | | |
| 1001 HAD1 | 307 | | |
| 1004 HAD4,12,17,18 | 176 | | |
| 1005 HAD5,14 | 154 | | |
| 1009 HAD9 | 204 | | |
| 1010 HAD10,11 | 184 | | |
| 1013 HAD13,15,20 | 209 | | |
| 1021 HAD21,26 | 162 | | |
| 1022 HAD22,23 | 126 | | |

(DEMOCRATIC)

VOTES PERCENT WITH 2 OF 2 REPORTING

| | | | |
|----------------------------------|-------|--------|--|
| STATE REPRESENTATIVE DISTRICT 91 | | | |
| (Vote for) 1 | | | |
| 01 = SARAH UNSICKER | 199 | 100.00 | |
| | ----- | | |
| | 01 | | |
| | ----- | | |
| 1006 HAD6,7,24 | 149 | | |
| 1031 HAD31 | 50 | | |

(DEMOCRATIC)

VOTES PERCENT WITH 19 OF 19 REPORTING

| | | | |
|------------------------------|-------|-------|--|
| COMMITTEEMAN HADLEY TOWNSHIP | | | |
| (Vote for) 1 | | | |
| 01 = NELSON L. MITTEN | 2,694 | 97.12 | |
| 02 = INVALID WRITE-IN | 80 | 2.88 | |
| | ----- | | |
| | 01 | 02 | |
| | ----- | | |
| 1001 HAD1 | 238 | 5 | |
| 1002 HAD2,30 | 163 | 7 | |
| 1003 HAD3,19 | 37 | 1 | |
| 1004 HAD4,12,17,18 | 139 | 5 | |
| 1005 HAD5,14 | 120 | 1 | |
| 1006 HAD6,7,24 | 127 | 3 | |
| 1008 HAD8 | 119 | 1 | |
| 1009 HAD9 | 154 | 5 | |
| 1010 HAD10,11 | 130 | 7 | |
| 1013 HAD13,15,20 | 166 | 5 | |
| 1016 HAD16,34,35 | 215 | 3 | |
| 1021 HAD21,26 | 137 | 5 | |
| 1022 HAD22,23 | 111 | 3 | |
| 1025 HAD25 | 41 | 5 | |
| 1027 HAD27 | 155 | 5 | |
| 1028 HAD28,29 | 171 | 2 | |

| | | |
|------------|-----|----|
| 1031 HAD31 | 43 | 1 |
| 1032 HAD32 | 206 | 6 |
| 1033 HAD33 | 222 | 10 |

(DEMOCRATIC)

WITH 19 OF 19 REPORTING

COMMITTEEWOMAN HADLEY TOWNSHIP

VOTES PERCENT

(Vote for) 1
 01 = NO CANDIDATE FILED 0
 02 = *SEE OFFICIAL WRITE-IN REPORT 342 100.00

| | 01 | 02 |
|--------------------|----|----|
| 1001 HAD1 | 0 | 13 |
| 1002 HAD2,30 | 0 | 17 |
| 1003 HAD3,19 | 0 | 3 |
| 1004 HAD4,12,17,18 | 0 | 19 |
| 1005 HAD5,14 | 0 | 5 |
| 1006 HAD6,7,24 | 0 | 14 |
| 1008 HAD8 | 0 | 21 |
| 1009 HAD9 | 0 | 25 |
| 1010 HAD10,11 | 0 | 48 |
| 1013 HAD13,15,20 | 0 | 25 |
| 1016 HAD16,34,35 | 0 | 23 |
| 1021 HAD21,26 | 0 | 15 |
| 1022 HAD22,23 | 0 | 11 |
| 1025 HAD25 | 0 | 6 |
| 1027 HAD27 | 0 | 28 |
| 1028 HAD28,29 | 0 | 15 |
| 1031 HAD31 | 0 | 6 |
| 1032 HAD32 | 0 | 22 |
| 1033 HAD33 | 0 | 26 |

(REPUBLICAN)

WITH 19 OF 19 REPORTING

U.S. SENATE

VOTES PERCENT

VOTES PERCENT

(Vote for) 1
 01 = ROY BLUNT 1,246 75.65 03 = BERNIE MOWINSKI 47 2.85
 02 = KRISTI NICHOLS 280 17.00 04 = RYAN D. LUETHY 74 4.49

| | 01 | 02 | 03 | 04 |
|--------------------|-----|----|----|----|
| 1001 HAD1 | 170 | 21 | 3 | 11 |
| 1002 HAD2,30 | 73 | 10 | 6 | 4 |
| 1003 HAD3,19 | 28 | 9 | 2 | 1 |
| 1004 HAD4,12,17,18 | 127 | 17 | 2 | 5 |
| 1005 HAD5,14 | 82 | 20 | 2 | 2 |
| 1006 HAD6,7,24 | 120 | 29 | 2 | 8 |
| 1008 HAD8 | 9 | 5 | 2 | 1 |
| 1009 HAD9 | 45 | 7 | 1 | 1 |
| 1010 HAD10,11 | 20 | 15 | 2 | 3 |
| 1013 HAD13,15,20 | 55 | 15 | 3 | 3 |
| 1016 HAD16,34,35 | 41 | 8 | 2 | 3 |
| 1021 HAD21,26 | 125 | 26 | 1 | 4 |
| 1022 HAD22,23 | 35 | 5 | 5 | 2 |
| 1025 HAD25 | 13 | 1 | 0 | 0 |
| 1027 HAD27 | 29 | 6 | 1 | 2 |
| 1028 HAD28,29 | 61 | 28 | 3 | 5 |
| 1031 HAD31 | 53 | 12 | 0 | 5 |
| 1032 HAD32 | 67 | 21 | 2 | 10 |
| 1033 HAD33 | 93 | 25 | 8 | 4 |

(REPUBLICAN)

WITH 17 OF 17 REPORTING

U.S. REPRESENTATIVE DISTRICT 1

VOTES PERCENT

(Vote for) 1
 01 = STEVEN G. BAILEY 772 64.98
 02 = PAUL BERRY, III 416 35.02

| | 01 | 02 |
|--------------------|-----|----|
| 1001 HAD1 | 108 | 56 |
| 1002 HAD2,30 | 56 | 21 |
| 1003 HAD3,19 | 23 | 11 |
| 1004 HAD4,12,17,18 | 80 | 46 |
| 1005 HAD5,14 | 62 | 21 |
| 1008 HAD8 | 8 | 6 |
| 1009 HAD9 | 27 | 17 |
| 1010 HAD10,11 | 25 | 8 |
| 1013 HAD13,15,20 | 40 | 23 |
| 1016 HAD16,34,35 | 28 | 21 |
| 1021 HAD21,26 | 78 | 58 |
| 1022 HAD22,23 | 24 | 14 |
| 1025 HAD25 | 8 | 5 |
| 1027 HAD27 | 25 | 10 |
| 1028 HAD28,29 | 58 | 27 |
| 1032 HAD32 | 48 | 37 |
| 1033 HAD33 | 74 | 35 |

(REPUBLICAN)

WITH 2 OF 2 REPORTING

U.S. REPRESENTATIVE DISTRICT 2

VOTES PERCENT

(Vote for) 1
 01 = ANN WAGNER 184 79.65
 02 = GREG SEARS 47 20.35

| | 01 | 02 |
|----------------|-----|----|
| 1006 HAD6,7,24 | 130 | 30 |
| 1031 HAD31 | 54 | 17 |

(REPUBLICAN)

WITH 19 OF 19 REPORTING

GOVERNOR

VOTES PERCENT

VOTES PERCENT

(Vote for) 1
 01 = CATHERINE HANAWAY 469 27.02 03 = JOHN BRUNNER 439 25.29
 02 = ERIC GREITENS 522 30.07 04 = PETER D. KINDER 306 17.63

| | 01 | 02 | 03 | 04 |
|--------------|----|----|----|----|
| 1001 HAD1 | 62 | 63 | 56 | 39 |
| 1002 HAD2,30 | 22 | 38 | 19 | 23 |

| | | | | | |
|------|---------------|----|----|----|----|
| 1003 | HAD3,19 | 12 | 13 | 9 | 10 |
| 1004 | HAD4,12,17,18 | 60 | 42 | 43 | 16 |
| 1005 | HAD5,14 | 37 | 30 | 26 | 17 |
| 1006 | HAD6,7,24 | 26 | 48 | 49 | 40 |
| 1008 | HAD8 | 3 | 5 | 10 | 4 |
| 1009 | HAD9 | 19 | 16 | 13 | 10 |
| 1010 | HAD10,11 | 11 | 10 | 12 | 8 |
| 1013 | HAD13,15,20 | 24 | 33 | 14 | 10 |
| 1016 | HAD16,34,35 | 14 | 10 | 21 | 12 |
| 1021 | HAD21,26 | 47 | 52 | 38 | 26 |
| 1022 | HAD22,23 | 11 | 20 | 13 | 4 |
| 1025 | HAD25 | 2 | 7 | 5 | 1 |
| 1027 | HAD27 | 16 | 11 | 7 | 7 |
| 1028 | HAD28,29 | 26 | 33 | 18 | 25 |
| 1031 | HAD31 | 22 | 18 | 22 | 10 |
| 1032 | HAD32 | 21 | 30 | 35 | 19 |
| 1033 | HAD33 | 34 | 43 | 29 | 25 |

(REPUBLICAN)

| | | VOTES | PERCENT | WITH 19 OF 19 | REPORTING | VOTES | PERCENT |
|--------------------------|--|-------|---------|------------------|-----------|-------|---------|
| LIEUTENANT GOVERNOR | | | | | | | |
| (Vote for) 1 | | | | | | | |
| 01 = ARNIE C. AC DIENOFF | | 94 | 6.06 | | | | |
| 02 = BEV RANDLES | | 840 | 54.16 | 03 = MIKE PARSON | | 617 | 39.78 |

01 02 03

| | | | | |
|------|---------------|----|----|----|
| 1001 | HAD1 | 17 | 91 | 74 |
| 1002 | HAD2,30 | 6 | 51 | 37 |
| 1003 | HAD3,19 | 2 | 21 | 19 |
| 1004 | HAD4,12,17,18 | 8 | 87 | 41 |
| 1005 | HAD5,14 | 5 | 42 | 47 |
| 1006 | HAD6,7,24 | 13 | 89 | 54 |
| 1008 | HAD8 | 0 | 9 | 11 |
| 1009 | HAD9 | 3 | 31 | 16 |
| 1010 | HAD10,11 | 4 | 20 | 14 |
| 1013 | HAD13,15,20 | 2 | 41 | 25 |
| 1016 | HAD16,34,35 | 2 | 31 | 20 |
| 1021 | HAD21,26 | 10 | 84 | 50 |
| 1022 | HAD22,23 | 2 | 28 | 15 |
| 1025 | HAD25 | 3 | 4 | 7 |
| 1027 | HAD27 | 0 | 21 | 16 |
| 1028 | HAD28,29 | 6 | 46 | 40 |
| 1031 | HAD31 | 4 | 38 | 26 |
| 1032 | HAD32 | 4 | 49 | 46 |
| 1033 | HAD33 | 3 | 57 | 59 |

(REPUBLICAN)

| | | VOTES | PERCENT | WITH 19 OF 19 | REPORTING | VOTES | PERCENT |
|--------------------------|--|-------|---------|----------------|-----------|-------|---------|
| SECRETARY OF STATE | | | | | | | |
| (Vote for) 1 | | | | | | | |
| 01 = WILL KRAUS | | 528 | 32.47 | | | | |
| 02 = JOHN (JAY) ASHCROFT | | 985 | 60.58 | 03 = ROI CHINN | | 113 | 6.95 |

01 02 03

| | | | | |
|------|---------------|----|-----|----|
| 1001 | HAD1 | 68 | 127 | 8 |
| 1002 | HAD2,30 | 36 | 53 | 4 |
| 1003 | HAD3,19 | 15 | 22 | 2 |
| 1004 | HAD4,12,17,18 | 50 | 91 | 8 |
| 1005 | HAD5,14 | 27 | 66 | 6 |
| 1006 | HAD6,7,24 | 35 | 108 | 13 |
| 1008 | HAD8 | 8 | 9 | 2 |
| 1009 | HAD9 | 19 | 32 | 3 |
| 1010 | HAD10,11 | 14 | 16 | 8 |
| 1013 | HAD13,15,20 | 23 | 41 | 7 |
| 1016 | HAD16,34,35 | 14 | 36 | 6 |
| 1021 | HAD21,26 | 47 | 104 | 7 |
| 1022 | HAD22,23 | 16 | 28 | 3 |
| 1025 | HAD25 | 2 | 11 | 1 |
| 1027 | HAD27 | 4 | 32 | 3 |
| 1028 | HAD28,29 | 37 | 49 | 7 |
| 1031 | HAD31 | 25 | 41 | 4 |
| 1032 | HAD32 | 40 | 52 | 8 |
| 1033 | HAD33 | 48 | 67 | 13 |

(REPUBLICAN)

| | | VOTES | PERCENT | WITH 19 OF 19 | REPORTING | VOTES | PERCENT |
|-------------------|--|-------|---------|---------------|-----------|-------|---------|
| STATE TREASURER | | | | | | | |
| (Vote for) 1 | | | | | | | |
| 01 = ERIC SCHMITT | | 1,397 | 100.00 | | | | |

01

| | | |
|------|---------------|-----|
| 1001 | HAD1 | 165 |
| 1002 | HAD2,30 | 84 |
| 1003 | HAD3,19 | 37 |
| 1004 | HAD4,12,17,18 | 129 |
| 1005 | HAD5,14 | 88 |
| 1006 | HAD6,7,24 | 135 |
| 1008 | HAD8 | 15 |
| 1009 | HAD9 | 47 |
| 1010 | HAD10,11 | 27 |
| 1013 | HAD13,15,20 | 60 |
| 1016 | HAD16,34,35 | 47 |
| 1021 | HAD21,26 | 140 |
| 1022 | HAD22,23 | 41 |
| 1025 | HAD25 | 13 |
| 1027 | HAD27 | 36 |
| 1028 | HAD28,29 | 89 |
| 1031 | HAD31 | 65 |
| 1032 | HAD32 | 84 |
| 1033 | HAD33 | 95 |

(REPUBLICAN)

| | | VOTES | PERCENT | WITH 19 OF 19 | REPORTING | VOTES | PERCENT |
|--------------------|--|-------|---------|---------------|-----------|-------|---------|
| ATTORNEY GENERAL | | | | | | | |
| (Vote for) 1 | | | | | | | |
| 01 = JOSH HAWLEY | | 1,088 | 68.04 | | | | |
| 02 = KURT SCHAEFER | | 511 | 31.96 | | | | |

01 02

| | | |
|--------------------|-----|----|
| 1001 HAD1 | 149 | 46 |
| 1002 HAD2,30 | 66 | 28 |
| 1003 HAD3,19 | 30 | 11 |
| 1004 HAD4,12,17,18 | 102 | 44 |
| 1005 HAD5,14 | 64 | 32 |
| 1006 HAD6,7,24 | 106 | 54 |
| 1008 HAD8 | 11 | 6 |
| 1009 HAD9 | 33 | 20 |
| 1010 HAD10,11 | 24 | 16 |
| 1013 HAD13,15,20 | 46 | 26 |
| 1016 HAD16,34,35 | 39 | 14 |
| 1021 HAD21,26 | 107 | 46 |
| 1022 HAD22,23 | 22 | 25 |
| 1025 HAD25 | 9 | 5 |
| 1027 HAD27 | 24 | 13 |
| 1028 HAD28,29 | 61 | 31 |
| 1031 HAD31 | 44 | 23 |
| 1032 HAD32 | 71 | 28 |
| 1033 HAD33 | 80 | 43 |

(REPUBLICAN)

VOTES PERCENT WITH 2 OF 2 REPORTING

| | | |
|--------------------------|-----|--------|
| STATE SENATOR DISTRICT 1 | | |
| (Vote for) 1 | | |
| 01 = RANDY JOTTE | 179 | 100.00 |
| ----- | | |
| 01 | | |
| ----- | | |
| 1002 HAD2,30 | 81 | |
| 1033 HAD33 | 98 | |

(REPUBLICAN)

VOTES PERCENT WITH 7 OF 7 REPORTING

| | | |
|----------------------------------|---|--|
| STATE REPRESENTATIVE DISTRICT 83 | | |
| (Vote for) 1 | | |
| 01 = NO CANDIDATE FILED | 0 | |
| ----- | | |
| 01 | | |
| ----- | | |
| 1002 HAD2,30 | 0 | |
| 1003 HAD3,19 | 0 | |
| 1025 HAD25 | 0 | |
| 1027 HAD27 | 0 | |
| 1028 HAD28,29 | 0 | |
| 1032 HAD32 | 0 | |
| 1033 HAD33 | 0 | |

(REPUBLICAN)

VOTES PERCENT WITH 2 OF 2 REPORTING

| | | |
|----------------------------------|---|--|
| STATE REPRESENTATIVE DISTRICT 86 | | |
| (Vote for) 1 | | |
| 01 = NO CANDIDATE FILED | 0 | |
| ----- | | |
| 01 | | |
| ----- | | |
| 1008 HAD8 | 0 | |
| 1016 HAD16,34,35 | 0 | |

(REPUBLICAN)

VOTES PERCENT WITH 8 OF 8 REPORTING

| | | |
|----------------------------------|---|--|
| STATE REPRESENTATIVE DISTRICT 87 | | |
| (Vote for) 1 | | |
| 01 = NO CANDIDATE FILED | 0 | |
| ----- | | |
| 01 | | |
| ----- | | |
| 1001 HAD1 | 0 | |
| 1004 HAD4,12,17,18 | 0 | |
| 1005 HAD5,14 | 0 | |
| 1009 HAD9 | 0 | |
| 1010 HAD10,11 | 0 | |
| 1013 HAD13,15,20 | 0 | |
| 1021 HAD21,26 | 0 | |
| 1022 HAD22,23 | 0 | |

(REPUBLICAN)

VOTES PERCENT WITH 2 OF 2 REPORTING

| | | |
|----------------------------------|-----|--------|
| STATE REPRESENTATIVE DISTRICT 91 | | |
| (Vote for) 1 | | |
| 01 = GREG MUELLER | 195 | 100.00 |
| ----- | | |
| 01 | | |
| ----- | | |
| 1006 HAD6,7,24 | 132 | |
| 1031 HAD31 | 63 | |

(REPUBLICAN)

VOTES PERCENT WITH 19 OF 19 REPORTING

| | | |
|------------------------------|-------|-------|
| COMMITTEEMAN HADLEY TOWNSHIP | | |
| (Vote for) 1 | | |
| 01 = DANIEL O'SULLIVAN | 1,267 | 98.07 |
| 02 = INVALID WRITE-IN | 25 | 1.93 |
| ----- | | |
| 01 02 | | |
| ----- | | |
| 1001 HAD1 | 152 | 0 |
| 1002 HAD2,30 | 77 | 1 |
| 1003 HAD3,19 | 32 | 2 |
| 1004 HAD4,12,17,18 | 118 | 2 |
| 1005 HAD5,14 | 74 | 3 |
| 1006 HAD6,7,24 | 119 | 3 |
| 1008 HAD8 | 12 | 0 |
| 1009 HAD9 | 35 | 2 |
| 1010 HAD10,11 | 24 | 0 |
| 1013 HAD13,15,20 | 56 | 1 |
| 1016 HAD16,34,35 | 38 | 2 |
| 1021 HAD21,26 | 133 | 0 |
| 1022 HAD22,23 | 37 | 2 |
| 1025 HAD25 | 12 | 0 |
| 1027 HAD27 | 33 | 1 |
| 1028 HAD28,29 | 79 | 2 |

| | | |
|------------|----|---|
| 1031 HAD31 | 61 | 1 |
| 1032 HAD32 | 76 | 2 |
| 1033 HAD33 | 99 | 1 |

(REPUBLICAN)

VOTES PERCENT WITH 19 OF 19 REPORTING

COMMITTEEWOMAN HADLEY TOWNSHIP
(Vote for) 1
01 = CAROL RIESS
02 = INVALID WRITE-IN

1,243 98.34
21 1.66

01 02

| | | |
|--------------------|-----|---|
| 1001 HAD1 | 152 | 0 |
| 1002 HAD2,30 | 76 | 2 |
| 1003 HAD3,19 | 32 | 2 |
| 1004 HAD4,12,17,18 | 110 | 1 |
| 1005 HAD5,14 | 72 | 3 |
| 1006 HAD6,7,24 | 119 | 2 |
| 1008 HAD8 | 12 | 0 |
| 1009 HAD9 | 37 | 2 |
| 1010 HAD10,11 | 24 | 1 |
| 1013 HAD13,15,20 | 55 | 2 |
| 1016 HAD16,34,35 | 36 | 1 |
| 1021 HAD21,26 | 128 | 0 |
| 1022 HAD22,23 | 37 | 1 |
| 1025 HAD25 | 12 | 0 |
| 1027 HAD27 | 31 | 1 |
| 1028 HAD28,29 | 75 | 0 |
| 1031 HAD31 | 62 | 0 |
| 1032 HAD32 | 74 | 2 |
| 1033 HAD33 | 99 | 1 |

(LIBERTARIAN)

VOTES PERCENT WITH 19 OF 19 REPORTING

U.S. SENATE
(Vote for) 1
01 = JONATHAN DINE
02 = HERSCHEL L. YOUNG

20 71.43
8 28.57

01 02

| | | |
|--------------------|---|---|
| 1001 HAD1 | 2 | 0 |
| 1002 HAD2,30 | 5 | 3 |
| 1003 HAD3,19 | 0 | 0 |
| 1004 HAD4,12,17,18 | 2 | 0 |
| 1005 HAD5,14 | 0 | 1 |
| 1006 HAD6,7,24 | 1 | 0 |
| 1008 HAD8 | 0 | 0 |
| 1009 HAD9 | 0 | 0 |
| 1010 HAD10,11 | 0 | 0 |
| 1013 HAD13,15,20 | 1 | 1 |
| 1016 HAD16,34,35 | 0 | 0 |
| 1021 HAD21,26 | 1 | 0 |
| 1022 HAD22,23 | 2 | 0 |
| 1025 HAD25 | 0 | 0 |
| 1027 HAD27 | 1 | 0 |
| 1028 HAD28,29 | 1 | 1 |
| 1031 HAD31 | 1 | 0 |
| 1032 HAD32 | 1 | 1 |
| 1033 HAD33 | 2 | 1 |

(LIBERTARIAN)

VOTES PERCENT WITH 17 OF 17 REPORTING

U.S. REPRESENTATIVE DISTRICT 1
(Vote for) 1
01 = ROBB E. CUNNINGHAM

26 100.00

01

| | | |
|--------------------|---|--|
| 1001 HAD1 | 2 | |
| 1002 HAD2,30 | 8 | |
| 1003 HAD3,19 | 0 | |
| 1004 HAD4,12,17,18 | 2 | |
| 1005 HAD5,14 | 1 | |
| 1008 HAD8 | 0 | |
| 1009 HAD9 | 0 | |
| 1010 HAD10,11 | 0 | |
| 1013 HAD13,15,20 | 2 | |
| 1016 HAD16,34,35 | 1 | |
| 1021 HAD21,26 | 1 | |
| 1022 HAD22,23 | 2 | |
| 1025 HAD25 | 0 | |
| 1027 HAD27 | 1 | |
| 1028 HAD28,29 | 2 | |
| 1032 HAD32 | 1 | |
| 1033 HAD33 | 3 | |

(LIBERTARIAN)

VOTES PERCENT WITH 2 OF 2 REPORTING

U.S. REPRESENTATIVE DISTRICT 2
(Vote for) 1
01 = JIM HIGGINS

2 100.00

01

| | | |
|----------------|---|--|
| 1006 HAD6,7,24 | 1 | |
| 1031 HAD31 | 1 | |

(LIBERTARIAN)

VOTES PERCENT WITH 19 OF 19 REPORTING

GOVERNOR
(Vote for) 1
01 = CISSE W. SPRAGINS

29 100.00

01

| | | |
|--------------------|---|--|
| 1001 HAD1 | 2 | |
| 1002 HAD2,30 | 8 | |
| 1003 HAD3,19 | 0 | |
| 1004 HAD4,12,17,18 | 2 | |
| 1005 HAD5,14 | 1 | |

1006 HAD6,7,24 1
 1008 HAD8 0
 1009 HAD9 0
 1010 HAD10,11 0
 1013 HAD13,15,20 2
 1016 HAD16,34,35 1
 1021 HAD21,26 1
 1022 HAD22,23 2
 1025 HAD25 0
 1027 HAD27 1
 1028 HAD28,29 2
 1031 HAD31 1
 1032 HAD32 2
 1033 HAD33 3

(LIBERTARIAN)

WITH 19 OF 19 REPORTING

LIEUTENANT GOVERNOR

VOTES PERCENT

(Vote for) 1
 01 = STEVEN R. HEDRICK

27 100.00

 01

1001 HAD1 2
 1002 HAD2,30 8
 1003 HAD3,19 0
 1004 HAD4,12,17,18 2
 1005 HAD5,14 1
 1006 HAD6,7,24 1
 1008 HAD8 0
 1009 HAD9 0
 1010 HAD10,11 0
 1013 HAD13,15,20 2
 1016 HAD16,34,35 1
 1021 HAD21,26 1
 1022 HAD22,23 2
 1025 HAD25 0
 1027 HAD27 1
 1028 HAD28,29 1
 1031 HAD31 1
 1032 HAD32 1
 1033 HAD33 3

(LIBERTARIAN)

WITH 19 OF 19 REPORTING

SECRETARY OF STATE

VOTES PERCENT

(Vote for) 1
 01 = CHRIS MORRILL

28 100.00

 01

1001 HAD1 2
 1002 HAD2,30 8
 1003 HAD3,19 0
 1004 HAD4,12,17,18 2
 1005 HAD5,14 1
 1006 HAD6,7,24 1
 1008 HAD8 0
 1009 HAD9 0
 1010 HAD10,11 0
 1013 HAD13,15,20 2
 1016 HAD16,34,35 1
 1021 HAD21,26 1
 1022 HAD22,23 2
 1025 HAD25 0
 1027 HAD27 1
 1028 HAD28,29 2
 1031 HAD31 1
 1032 HAD32 1
 1033 HAD33 3

(LIBERTARIAN)

WITH 19 OF 19 REPORTING

STATE TREASURER

VOTES PERCENT

(Vote for) 1
 01 = SEAN O'TOOLE

28 100.00

 01

1001 HAD1 2
 1002 HAD2,30 8
 1003 HAD3,19 0
 1004 HAD4,12,17,18 2
 1005 HAD5,14 1
 1006 HAD6,7,24 1
 1008 HAD8 0
 1009 HAD9 0
 1010 HAD10,11 0
 1013 HAD13,15,20 2
 1016 HAD16,34,35 1
 1021 HAD21,26 1
 1022 HAD22,23 2
 1025 HAD25 0
 1027 HAD27 1
 1028 HAD28,29 2
 1031 HAD31 1
 1032 HAD32 1
 1033 HAD33 3

(LIBERTARIAN)

WITH 19 OF 19 REPORTING

ATTORNEY GENERAL

VOTES PERCENT

(Vote for) 1
 01 = NO CANDIDATE FILED

0

 01

1001 HAD1 0
 1002 HAD2,30 0
 1003 HAD3,19 0
 1004 HAD4,12,17,18 0
 1005 HAD5,14 0
 1006 HAD6,7,24 0

1008 HAD8 0
 1009 HAD9 0
 1010 HAD10,11 0
 1013 HAD13,15,20 0
 1016 HAD16,34,35 0
 1021 HAD21,26 0
 1022 HAD22,23 0
 1025 HAD25 0
 1027 HAD27 0
 1028 HAD28,29 0
 1031 HAD31 0
 1032 HAD32 0
 1033 HAD33 0

(LIBERTARIAN)

WITH 2 OF 2 REPORTING

STATE SENATOR DISTRICT 1
 (Vote for) 1
 01 = NO CANDIDATE FILED

 01

1002 HAD2,30 0
 1033 HAD33 0

(LIBERTARIAN)

WITH 7 OF 7 REPORTING

STATE REPRESENTATIVE DISTRICT 83
 (Vote for) 1
 01 = ANDREW BOLIN

 01

1002 HAD2,30 8
 1003 HAD3,19 0
 1025 HAD25 0
 1027 HAD27 1
 1028 HAD28,29 2
 1032 HAD32 1
 1033 HAD33 3

(LIBERTARIAN)

WITH 2 OF 2 REPORTING

STATE REPRESENTATIVE DISTRICT 86
 (Vote for) 1
 01 = NO CANDIDATE FILED

 01

1008 HAD8 0
 1016 HAD16,34,35 0

(LIBERTARIAN)

WITH 8 OF 8 REPORTING

STATE REPRESENTATIVE DISTRICT 87
 (Vote for) 1
 01 = NO CANDIDATE FILED

 01

1001 HAD1 0
 1004 HAD4,12,17,18 0
 1005 HAD5,14 0
 1009 HAD9 0
 1010 HAD10,11 0
 1013 HAD13,15,20 0
 1021 HAD21,26 0
 1022 HAD22,23 0

(LIBERTARIAN)

WITH 2 OF 2 REPORTING

STATE REPRESENTATIVE DISTRICT 91
 (Vote for) 1
 01 = NO CANDIDATE FILED

 01

1006 HAD6,7,24 0
 1031 HAD31 0

(LIBERTARIAN)

WITH 19 OF 19 REPORTING

COMMITTEEMAN HADLEY TOWNSHIP
 (Vote for) 1
 01 = NO CANDIDATE FILED
 02 = *SEE OFFICIAL WRITE-IN REPORT

 01 02

1001 HAD1 0 1
 1002 HAD2,30 0 4
 1003 HAD3,19 0 0
 1004 HAD4,12,17,18 0 0
 1005 HAD5,14 0 1
 1006 HAD6,7,24 0 0
 1008 HAD8 0 0
 1009 HAD9 0 0
 1010 HAD10,11 0 0
 1013 HAD13,15,20 0 0
 1016 HAD16,34,35 0 0
 1021 HAD21,26 0 0
 1022 HAD22,23 0 2
 1025 HAD25 0 0
 1027 HAD27 0 0
 1028 HAD28,29 0 0
 1031 HAD31 0 0
 1032 HAD32 0 0
 1033 HAD33 0 1

(LIBERTARIAN)

WITH 19 OF 19 REPORTING

| COMMITTEEWOMAN HADLEY TOWNSHIP | | VOTES | PERCENT |
|------------------------------------|-------|-------|---------|
| (Vote for) 1 | | | |
| 01 = NO CANDIDATE FILED | | 0 | |
| 02 = *SEE OFFICIAL WRITE-IN REPORT | | 4 | 100.00 |
| | ----- | | |
| | 01 02 | | |
| | ----- | | |
| 1001 HAD1 | 0 0 | | |
| 1002 HAD2,30 | 0 3 | | |
| 1003 HAD3,19 | 0 0 | | |
| 1004 HAD4,12,17,18 | 0 0 | | |
| 1005 HAD5,14 | 0 1 | | |
| 1006 HAD6,7,24 | 0 0 | | |
| 1008 HAD8 | 0 0 | | |
| 1009 HAD9 | 0 0 | | |
| 1010 HAD10,11 | 0 0 | | |
| 1013 HAD13,15,20 | 0 0 | | |
| 1016 HAD16,34,35 | 0 0 | | |
| 1021 HAD21,26 | 0 0 | | |
| 1022 HAD22,23 | 0 0 | | |
| 1025 HAD25 | 0 0 | | |
| 1027 HAD27 | 0 0 | | |
| 1028 HAD28,29 | 0 0 | | |
| 1031 HAD31 | 0 0 | | |
| 1032 HAD32 | 0 0 | | |
| 1033 HAD33 | 0 0 | | |

| (CONSTITUTION) | | VOTES | PERCENT | WITH 19 OF 19 | REPORTING |
|--------------------|-------|-------|---------|---------------|-----------|
| U.S. SENATE | | | | | |
| (Vote for) 1 | | | | | |
| 01 = FRED RYMAN | | 5 | 100.00 | | |
| | ----- | | | | |
| | 01 | | | | |
| | ----- | | | | |
| 1001 HAD1 | 1 | | | | |
| 1002 HAD2,30 | 0 | | | | |
| 1003 HAD3,19 | 0 | | | | |
| 1004 HAD4,12,17,18 | 0 | | | | |
| 1005 HAD5,14 | 2 | | | | |
| 1006 HAD6,7,24 | 1 | | | | |
| 1008 HAD8 | 0 | | | | |
| 1009 HAD9 | 0 | | | | |
| 1010 HAD10,11 | 0 | | | | |
| 1013 HAD13,15,20 | 0 | | | | |
| 1016 HAD16,34,35 | 0 | | | | |
| 1021 HAD21,26 | 0 | | | | |
| 1022 HAD22,23 | 0 | | | | |
| 1025 HAD25 | 0 | | | | |
| 1027 HAD27 | 0 | | | | |
| 1028 HAD28,29 | 0 | | | | |
| 1031 HAD31 | 0 | | | | |
| 1032 HAD32 | 1 | | | | |
| 1033 HAD33 | 0 | | | | |

| (CONSTITUTION) | | VOTES | PERCENT | WITH 17 OF 17 | REPORTING |
|--------------------------------|-------|-------|---------|---------------|-----------|
| U.S. REPRESENTATIVE DISTRICT 1 | | | | | |
| (Vote for) 1 | | | | | |
| 01 = NO CANDIDATE FILED | | 0 | | | |
| | ----- | | | | |
| | 01 | | | | |
| | ----- | | | | |
| 1001 HAD1 | 0 | | | | |
| 1002 HAD2,30 | 0 | | | | |
| 1003 HAD3,19 | 0 | | | | |
| 1004 HAD4,12,17,18 | 0 | | | | |
| 1005 HAD5,14 | 0 | | | | |
| 1008 HAD8 | 0 | | | | |
| 1009 HAD9 | 0 | | | | |
| 1010 HAD10,11 | 0 | | | | |
| 1013 HAD13,15,20 | 0 | | | | |
| 1016 HAD16,34,35 | 0 | | | | |
| 1021 HAD21,26 | 0 | | | | |
| 1022 HAD22,23 | 0 | | | | |
| 1025 HAD25 | 0 | | | | |
| 1027 HAD27 | 0 | | | | |
| 1028 HAD28,29 | 0 | | | | |
| 1032 HAD32 | 0 | | | | |
| 1033 HAD33 | 0 | | | | |

| (CONSTITUTION) | | VOTES | PERCENT | WITH 2 OF 2 | REPORTING |
|--------------------------------|-------|-------|---------|-------------|-----------|
| U.S. REPRESENTATIVE DISTRICT 2 | | | | | |
| (Vote for) 1 | | | | | |
| 01 = NO CANDIDATE FILED | | 0 | | | |
| | ----- | | | | |
| | 01 | | | | |
| | ----- | | | | |
| 1006 HAD6,7,24 | 0 | | | | |
| 1031 HAD31 | 0 | | | | |

| (CONSTITUTION) | | VOTES | PERCENT | WITH 19 OF 19 | REPORTING |
|-------------------------|-------|-------|---------|---------------|-----------|
| GOVERNOR | | | | | |
| (Vote for) 1 | | | | | |
| 01 = NO CANDIDATE FILED | | 0 | | | |
| | ----- | | | | |
| | 01 | | | | |
| | ----- | | | | |
| 1001 HAD1 | 0 | | | | |
| 1002 HAD2,30 | 0 | | | | |
| 1003 HAD3,19 | 0 | | | | |
| 1004 HAD4,12,17,18 | 0 | | | | |
| 1005 HAD5,14 | 0 | | | | |
| 1006 HAD6,7,24 | 0 | | | | |
| 1008 HAD8 | 0 | | | | |
| 1009 HAD9 | 0 | | | | |
| 1010 HAD10,11 | 0 | | | | |
| 1013 HAD13,15,20 | 0 | | | | |
| 1016 HAD16,34,35 | 0 | | | | |
| 1021 HAD21,26 | 0 | | | | |

1022 HAD22,23 0
1025 HAD25 0
1027 HAD27 0
1028 HAD28,29 0
1031 HAD31 0
1032 HAD32 0
1033 HAD33 0

(CONSTITUTION)

VOTES PERCENT WITH 19 OF 19 REPORTING

LIEUTENANT GOVERNOR

(Vote for) 1
01 = NO CANDIDATE FILED

01

1001 HAD1 0
1002 HAD2,30 0
1003 HAD3,19 0
1004 HAD4,12,17,18 0
1005 HAD5,14 0
1006 HAD6,7,24 0
1008 HAD8 0
1009 HAD9 0
1010 HAD10,11 0
1013 HAD13,15,20 0
1016 HAD16,34,35 0
1021 HAD21,26 0
1022 HAD22,23 0
1025 HAD25 0
1027 HAD27 0
1028 HAD28,29 0
1031 HAD31 0
1032 HAD32 0
1033 HAD33 0

(CONSTITUTION)

VOTES PERCENT WITH 19 OF 19 REPORTING

SECRETARY OF STATE

(Vote for) 1
01 = NO CANDIDATE FILED

01

1001 HAD1 0
1002 HAD2,30 0
1003 HAD3,19 0
1004 HAD4,12,17,18 0
1005 HAD5,14 0
1006 HAD6,7,24 0
1008 HAD8 0
1009 HAD9 0
1010 HAD10,11 0
1013 HAD13,15,20 0
1016 HAD16,34,35 0
1021 HAD21,26 0
1022 HAD22,23 0
1025 HAD25 0
1027 HAD27 0
1028 HAD28,29 0
1031 HAD31 0
1032 HAD32 0
1033 HAD33 0

(CONSTITUTION)

VOTES PERCENT WITH 19 OF 19 REPORTING

STATE TREASURER

(Vote for) 1
01 = NO CANDIDATE FILED

01

1001 HAD1 0
1002 HAD2,30 0
1003 HAD3,19 0
1004 HAD4,12,17,18 0
1005 HAD5,14 0
1006 HAD6,7,24 0
1008 HAD8 0
1009 HAD9 0
1010 HAD10,11 0
1013 HAD13,15,20 0
1016 HAD16,34,35 0
1021 HAD21,26 0
1022 HAD22,23 0
1025 HAD25 0
1027 HAD27 0
1028 HAD28,29 0
1031 HAD31 0
1032 HAD32 0
1033 HAD33 0

(CONSTITUTION)

VOTES PERCENT WITH 19 OF 19 REPORTING

ATTORNEY GENERAL

(Vote for) 1
01 = NO CANDIDATE FILED

01

1001 HAD1 0
1002 HAD2,30 0
1003 HAD3,19 0
1004 HAD4,12,17,18 0
1005 HAD5,14 0
1006 HAD6,7,24 0
1008 HAD8 0
1009 HAD9 0
1010 HAD10,11 0
1013 HAD13,15,20 0
1016 HAD16,34,35 0
1021 HAD21,26 0
1022 HAD22,23 0

1025 HAD25 0
 1027 HAD27 0
 1028 HAD28,29 0
 1031 HAD31 0
 1032 HAD32 0
 1033 HAD33 0

(CONSTITUTION)

VOTES PERCENT WITH 2 OF 2 REPORTING

STATE SENATOR DISTRICT 1
 (Vote for) 1
 01 = NO CANDIDATE FILED

 01

1002 HAD2,30 0
 1033 HAD33 0

(CONSTITUTION)

VOTES PERCENT WITH 7 OF 7 REPORTING

STATE REPRESENTATIVE DISTRICT 83
 (Vote for) 1
 01 = NO CANDIDATE FILED

 01

1002 HAD2,30 0
 1003 HAD3,19 0
 1025 HAD25 0
 1027 HAD27 0
 1028 HAD28,29 0
 1032 HAD32 0
 1033 HAD33 0

(CONSTITUTION)

VOTES PERCENT WITH 2 OF 2 REPORTING

STATE REPRESENTATIVE DISTRICT 86
 (Vote for) 1
 01 = NO CANDIDATE FILED

 01

1008 HAD8 0
 1016 HAD16,34,35 0

(CONSTITUTION)

VOTES PERCENT WITH 8 OF 8 REPORTING

STATE REPRESENTATIVE DISTRICT 87
 (Vote for) 1
 01 = NO CANDIDATE FILED

 01

1001 HAD1 0
 1004 HAD4,12,17,18 0
 1005 HAD5,14 0
 1009 HAD9 0
 1010 HAD10,11 0
 1013 HAD13,15,20 0
 1021 HAD21,26 0
 1022 HAD22,23 0

(CONSTITUTION)

VOTES PERCENT WITH 2 OF 2 REPORTING

STATE REPRESENTATIVE DISTRICT 91
 (Vote for) 1
 01 = NO CANDIDATE FILED

 01

1006 HAD6,7,24 0
 1031 HAD31 0

(CONSTITUTION)

VOTES PERCENT WITH 19 OF 19 REPORTING

COMMITTEEMAN HADLEY TOWNSHIP
 (Vote for) 1
 01 = NO CANDIDATE FILED
 02 = *SEE OFFICIAL WRITE-IN REPORT

 01 02

1001 HAD1 0 0
 1002 HAD2,30 0 0
 1003 HAD3,19 0 0
 1004 HAD4,12,17,18 0 0
 1005 HAD5,14 0 0
 1006 HAD6,7,24 0 0
 1008 HAD8 0 0
 1009 HAD9 0 0
 1010 HAD10,11 0 0
 1013 HAD13,15,20 0 0
 1016 HAD16,34,35 0 0
 1021 HAD21,26 0 0
 1022 HAD22,23 0 0
 1025 HAD25 0 0
 1027 HAD27 0 0
 1028 HAD28,29 0 0
 1031 HAD31 0 0
 1032 HAD32 0 0
 1033 HAD33 0 0

(CONSTITUTION)

VOTES PERCENT WITH 19 OF 19 REPORTING

COMMITTEEWOMAN HADLEY TOWNSHIP
 (Vote for) 1
 01 = NO CANDIDATE FILED
 02 = *SEE OFFICIAL WRITE-IN REPORT

 01 02

| | ----- | 0 | 0 |
|--------------------|-------|---|---|
| 1001 HAD1 | | 0 | 0 |
| 1002 HAD2,30 | | 0 | 0 |
| 1003 HAD3,19 | | 0 | 0 |
| 1004 HAD4,12,17,18 | | 0 | 0 |
| 1005 HAD5,14 | | 0 | 0 |
| 1006 HAD6,7,24 | | 0 | 0 |
| 1008 HAD8 | | 0 | 0 |
| 1009 HAD9 | | 0 | 0 |
| 1010 HAD10,11 | | 0 | 0 |
| 1013 HAD13,15,20 | | 0 | 0 |
| 1016 HAD16,34,35 | | 0 | 0 |
| 1021 HAD21,26 | | 0 | 0 |
| 1022 HAD22,23 | | 0 | 0 |
| 1025 HAD25 | | 0 | 0 |
| 1027 HAD27 | | 0 | 0 |
| 1028 HAD28,29 | | 0 | 0 |
| 1031 HAD31 | | 0 | 0 |
| 1032 HAD32 | | 0 | 0 |
| 1033 HAD33 | | 0 | 0 |

=====

WE, THE BOARD OF ELECTION COMMISSIONERS OF ST. LOUIS COUNTY, MISSOURI, ACTING AS THE VERIFICATION BOARD PURSUANT TO SECTION 115.507, RSMo, HEREBY CERTIFY THE FOREGOING TO BE A TRUE AND CORRECT ABSTRACT OF VOTES CAST FOR THE CANDIDATES AND ISSUES AT THE PRIMARY ELECTION HELD IN ST. LOUIS COUNTY, MISSOURI, ON AUGUST 2, 2016. IN TESTIMONY WHEREOF, WE HAVE HEREUNTO SET OUR HAND AT OUR OFFICE IN MAPLEWOOD, ST. LOUIS COUNTY, MISSOURI, ON AUGUST 16, 2016.

Richard H. Kellett John W. Maupin Trudi McCollum Foushee John P. King
RICHARD H. KELLETT, CHAIRMAN JOHN W. MAUPIN, SECRETARY TRUDI MCCOLLUM FOUSHEE, COMMISSIONER JOHN P. KING, COMMISSIONER



RUN DATE:08/15/16 12:31 PM

| | | TOTAL | | PERCENT | | WITH 27 OF 27 PRECINCTS REPORTING | | TOTAL | PERCENT |
|--------------------------------|--|--------|-------|---------|--|-----------------------------------|--|-------|---------|
| 01 = REGISTERED VOTERS - TOTAL | | 26,012 | | | | 05 = BALLOTS CAST - LIBERTARIAN | | 37 | .43 |
| 02 = BALLOTS CAST - TOTAL | | 8,543 | | | | 06 = BALLOTS CAST - CONSTITUTION | | 2 | .02 |
| 03 = BALLOTS CAST - DEMOCRATIC | | 4,207 | 49.24 | | | 07 = BALLOTS CAST - NONPARTISAN | | 31 | .36 |
| 04 = BALLOTS CAST - REPUBLICAN | | 4,266 | 49.94 | | | 08 = VOTER TURNOUT - TOTAL | | | 32.84 |

| | 01 | 02 | 03 | 04 | 05 | 06 | 07 | 08 |
|------------------|------|-----|-----|-----|----|----|----|-------|
| 1101 JEF1 | 397 | 121 | 34 | 87 | 0 | 0 | 0 | 30.48 |
| 1102 JEF2,37 | 1470 | 684 | 280 | 394 | 3 | 0 | 7 | 46.53 |
| 1103 JEF3,4 | 953 | 307 | 153 | 154 | 0 | 0 | 0 | 32.21 |
| 1105 JEF5 | 922 | 199 | 114 | 81 | 4 | 0 | 0 | 21.58 |
| 1106 JEF6,29 | 1306 | 427 | 203 | 218 | 6 | 0 | 0 | 32.70 |
| 1107 JEF7 | 259 | 62 | 38 | 24 | 0 | 0 | 0 | 23.94 |
| 1108 JEF8 | 645 | 332 | 116 | 215 | 1 | 0 | 0 | 51.47 |
| 1109 JEF9,11,15 | 1359 | 423 | 183 | 239 | 1 | 0 | 0 | 31.13 |
| 1110 JEF10 | 1344 | 414 | 191 | 222 | 1 | 0 | 0 | 30.80 |
| 1112 JEF12 | 284 | 64 | 50 | 14 | 0 | 0 | 0 | 22.54 |
| 1113 JEF13 | 481 | 120 | 85 | 35 | 0 | 0 | 0 | 24.95 |
| 1114 JEF14 | 2047 | 614 | 423 | 188 | 3 | 0 | 0 | 30.00 |
| 1116 JEF16 | 662 | 183 | 72 | 110 | 1 | 0 | 0 | 27.64 |
| 1117 JEF17 | 956 | 263 | 146 | 115 | 2 | 0 | 0 | 27.51 |
| 1118 JEF18,24 | 1665 | 599 | 335 | 262 | 2 | 0 | 0 | 35.98 |
| 1119 JEF19,31 | 2185 | 565 | 282 | 282 | 1 | 0 | 0 | 25.86 |
| 1120 JEF20 | 517 | 149 | 79 | 69 | 1 | 0 | 0 | 28.82 |
| 1121 JEF21 | 1088 | 313 | 180 | 132 | 0 | 1 | 0 | 28.77 |
| 1122 JEF22 | 485 | 153 | 74 | 79 | 0 | 0 | 0 | 31.55 |
| 1123 JEF23,30 | 1765 | 511 | 311 | 198 | 2 | 0 | 0 | 28.95 |
| 1125 JEF25 | 238 | 75 | 29 | 46 | 0 | 0 | 0 | 31.51 |
| 1126 JEF26 | 290 | 89 | 31 | 58 | 0 | 0 | 0 | 30.69 |
| 1127 JEF27 | 1385 | 401 | 210 | 190 | 1 | 0 | 0 | 28.95 |
| 1128 JEF28 | 148 | 48 | 22 | 26 | 0 | 0 | 0 | 32.43 |
| 1132 JEF32 | 1501 | 705 | 246 | 446 | 2 | 1 | 10 | 46.97 |
| 1133 JEF33 | 134 | 33 | 20 | 12 | 1 | 0 | 0 | 24.63 |
| 1134 JEF34,35,36 | 1526 | 689 | 300 | 370 | 5 | 0 | 14 | 45.15 |

| (DEMOCRATIC) | | VOTES | | PERCENT | | WITH 27 OF 27 REPORTING | | VOTES | PERCENT |
|-----------------------|--|-------|-------|-------------------|--|-------------------------|-------|-------|---------|
| U.S. SENATE | | | | | | | | | |
| (Vote for) 1 | | | | | | | | | |
| 01 = CHIEF WANA DUBIE | | 227 | 5.67 | 03 = JASON KANDER | | 3,241 | 80.90 | | |
| 02 = CORI BUSH | | 405 | 10.11 | 04 = ROBERT MACK | | 133 | 3.32 | | |

| | 01 | 02 | 03 | 04 |
|------------------|----|----|-----|----|
| 1101 JEF1 | 1 | 4 | 26 | 2 |
| 1102 JEF2,37 | 20 | 18 | 196 | 12 |
| 1103 JEF3,4 | 6 | 16 | 117 | 5 |
| 1105 JEF5 | 15 | 22 | 72 | 4 |
| 1106 JEF6,29 | 22 | 25 | 139 | 10 |
| 1107 JEF7 | 2 | 5 | 31 | 0 |
| 1108 JEF8 | 5 | 12 | 93 | 4 |
| 1109 JEF9,11,15 | 5 | 12 | 154 | 6 |
| 1110 JEF10 | 11 | 19 | 148 | 6 |
| 1112 JEF12 | 7 | 4 | 34 | 3 |
| 1113 JEF13 | 4 | 11 | 63 | 3 |
| 1114 JEF14 | 17 | 38 | 344 | 11 |
| 1116 JEF16 | 5 | 5 | 58 | 2 |
| 1117 JEF17 | 5 | 19 | 113 | 5 |
| 1118 JEF18,24 | 9 | 27 | 277 | 9 |
| 1119 JEF19,31 | 11 | 32 | 223 | 9 |
| 1120 JEF20 | 4 | 8 | 63 | 2 |
| 1121 JEF21 | 12 | 17 | 140 | 8 |
| 1122 JEF22 | 4 | 4 | 60 | 3 |
| 1123 JEF23,30 | 18 | 26 | 246 | 9 |
| 1125 JEF25 | 1 | 0 | 25 | 1 |
| 1126 JEF26 | 4 | 2 | 23 | 0 |
| 1127 JEF27 | 11 | 26 | 164 | 6 |
| 1128 JEF28 | 0 | 3 | 19 | 0 |
| 1132 JEF32 | 12 | 19 | 182 | 4 |
| 1133 JEF33 | 2 | 1 | 13 | 2 |
| 1134 JEF34,35,36 | 14 | 30 | 218 | 7 |

| (DEMOCRATIC) | | VOTES | | PERCENT | | WITH 4 OF 4 REPORTING | | VOTES | PERCENT |
|--------------------------------|--|-------|-------|-------------------------------|--|-----------------------|-------|-------|---------|
| U.S. REPRESENTATIVE DISTRICT 1 | | | | | | | | | |
| (Vote for) 1 | | | | | | | | | |
| 01 = (WILLIAM) BILL HAAS | | 114 | 16.69 | 03 = MARIA N. CHAPPELLE-NADAL | | 219 | 32.06 | | |
| 02 = LACY CLAY | | 350 | 51.24 | | | | | | |

| | 01 | 02 | 03 |
|------------|----|-----|-----|
| 1112 JEF12 | 5 | 29 | 16 |
| 1113 JEF13 | 15 | 43 | 27 |
| 1114 JEF14 | 68 | 207 | 132 |
| 1117 JEF17 | 26 | 71 | 44 |

| (DEMOCRATIC) | | VOTES | | PERCENT | | WITH 23 OF 23 REPORTING | |
|--------------------------------|--|-------|--------|---------|--|-------------------------|--|
| U.S. REPRESENTATIVE DISTRICT 2 | | | | | | | |
| (Vote for) 1 | | | | | | | |
| 01 = BILL OTTO | | 3,075 | 100.00 | | | | |

| | 01 |
|-----------------|-----|
| 1101 JEF1 | 29 |
| 1102 JEF2,37 | 226 |
| 1103 JEF3,4 | 140 |
| 1105 JEF5 | 106 |
| 1106 JEF6,29 | 182 |
| 1107 JEF7 | 33 |
| 1108 JEF8 | 104 |
| 1109 JEF9,11,15 | 164 |
| 1110 JEF10 | 169 |
| 1116 JEF16 | 67 |
| 1118 JEF18,24 | 308 |
| 1119 JEF19,31 | 256 |
| 1120 JEF20 | 72 |

| | | |
|------|-------------|-----|
| 1121 | JEF21 | 158 |
| 1122 | JEF22 | 62 |
| 1123 | JEF23,30 | 280 |
| 1125 | JEF25 | 25 |
| 1126 | JEF26 | 26 |
| 1127 | JEF27 | 193 |
| 1128 | JEF28 | 22 |
| 1132 | JEF32 | 205 |
| 1133 | JEF33 | 16 |
| 1134 | JEF34,35,36 | 232 |

(DEMOCRATIC)

| | | VOTES | PERCENT | WITH 27 OF 27 REPORTING | | VOTES | PERCENT |
|---------------|-------------------------------|-------|---------|-------------------------|----------------------|-------|---------|
| GOVERNOR | | | | | | | |
| (Vote for) 1 | | | | | | | |
| 01 | = LEONARD JOSEPH STEINMAN, II | 102 | 2.52 | 03 | = ERIC MORRISON | 193 | 4.76 |
| 02 | = CHRIS KOSTER | 3,663 | 90.40 | 04 | = CHARLES B. WHEELER | 94 | 2.32 |

| | | 01 | 02 | 03 | 04 |
|------|-------------|----|-----|----|----|
| 1101 | JEF1 | 0 | 33 | 0 | 0 |
| 1102 | JEF2,37 | 7 | 231 | 11 | 10 |
| 1103 | JEF3,4 | 3 | 132 | 8 | 2 |
| 1105 | JEF5 | 7 | 81 | 14 | 6 |
| 1106 | JEF6,29 | 9 | 168 | 16 | 7 |
| 1107 | JEF7 | 2 | 34 | 1 | 0 |
| 1108 | JEF8 | 2 | 99 | 9 | 3 |
| 1109 | JEF9,11,15 | 5 | 166 | 4 | 4 |
| 1110 | JEF10 | 2 | 173 | 11 | 2 |
| 1112 | JEF12 | 3 | 40 | 4 | 3 |
| 1113 | JEF13 | 3 | 72 | 4 | 3 |
| 1114 | JEF14 | 6 | 387 | 7 | 11 |
| 1116 | JEF16 | 2 | 66 | 1 | 1 |
| 1117 | JEF17 | 2 | 127 | 10 | 2 |
| 1118 | JEF18,24 | 8 | 303 | 8 | 6 |
| 1119 | JEF19,31 | 5 | 260 | 11 | 4 |
| 1120 | JEF20 | 1 | 70 | 5 | 2 |
| 1121 | JEF21 | 6 | 152 | 12 | 9 |
| 1122 | JEF22 | 0 | 70 | 3 | 0 |
| 1123 | JEF23,30 | 9 | 271 | 18 | 2 |
| 1125 | JEF25 | 0 | 27 | 1 | 0 |
| 1126 | JEF26 | 0 | 25 | 2 | 0 |
| 1127 | JEF27 | 4 | 188 | 11 | 6 |
| 1128 | JEF28 | 1 | 19 | 2 | 0 |
| 1132 | JEF32 | 7 | 206 | 9 | 4 |
| 1133 | JEF33 | 1 | 18 | 0 | 0 |
| 1134 | JEF34,35,36 | 7 | 245 | 11 | 7 |

(DEMOCRATIC)

| | | VOTES | PERCENT | WITH 27 OF 27 REPORTING | | VOTES | PERCENT |
|---------------------|-----------------|-------|---------|-------------------------|-----------------------|-------|---------|
| LIEUTENANT GOVERNOR | | | | | | | |
| (Vote for) 1 | | | | | | | |
| 01 | = WINSTON APPLE | 357 | 8.89 | 03 | = TOMMIE PIERSON, SR. | 259 | 6.45 |
| 02 | = RUSS CARNAHAN | 3,399 | 84.66 | | | | |

| | | 01 | 02 | 03 |
|------|-------------|----|-----|----|
| 1101 | JEF1 | 1 | 28 | 4 |
| 1102 | JEF2,37 | 19 | 215 | 16 |
| 1103 | JEF3,4 | 10 | 127 | 10 |
| 1105 | JEF5 | 29 | 78 | 4 |
| 1106 | JEF6,29 | 19 | 166 | 10 |
| 1107 | JEF7 | 5 | 28 | 5 |
| 1108 | JEF8 | 12 | 93 | 7 |
| 1109 | JEF9,11,15 | 12 | 157 | 10 |
| 1110 | JEF10 | 13 | 159 | 13 |
| 1112 | JEF12 | 8 | 37 | 5 |
| 1113 | JEF13 | 8 | 69 | 6 |
| 1114 | JEF14 | 27 | 356 | 25 |
| 1116 | JEF16 | 1 | 66 | 4 |
| 1117 | JEF17 | 19 | 111 | 11 |
| 1118 | JEF18,24 | 28 | 272 | 26 |
| 1119 | JEF19,31 | 20 | 236 | 21 |
| 1120 | JEF20 | 5 | 66 | 6 |
| 1121 | JEF21 | 20 | 148 | 9 |
| 1122 | JEF22 | 5 | 65 | 3 |
| 1123 | JEF23,30 | 37 | 249 | 12 |
| 1125 | JEF25 | 0 | 27 | 0 |
| 1126 | JEF26 | 2 | 24 | 2 |
| 1127 | JEF27 | 21 | 173 | 10 |
| 1128 | JEF28 | 1 | 21 | 0 |
| 1132 | JEF32 | 17 | 193 | 13 |
| 1133 | JEF33 | 1 | 14 | 3 |
| 1134 | JEF34,35,36 | 17 | 221 | 24 |

(DEMOCRATIC)

| | | VOTES | PERCENT | WITH 27 OF 27 REPORTING | | VOTES | PERCENT |
|--------------------|----------------------|-------|---------|-------------------------|-----------------|-------|---------|
| SECRETARY OF STATE | | | | | | | |
| (Vote for) 1 | | | | | | | |
| 01 | = BILL CLINTON YOUNG | 397 | 10.31 | 03 | = MD RABBI ALAM | 232 | 6.02 |
| 02 | = ROBIN SMITH | 3,222 | 83.67 | | | | |

| | | 01 | 02 | 03 |
|------|------------|----|-----|----|
| 1101 | JEF1 | 1 | 28 | 1 |
| 1102 | JEF2,37 | 32 | 186 | 20 |
| 1103 | JEF3,4 | 16 | 118 | 5 |
| 1105 | JEF5 | 13 | 83 | 11 |
| 1106 | JEF6,29 | 34 | 148 | 11 |
| 1107 | JEF7 | 4 | 30 | 3 |
| 1108 | JEF8 | 22 | 87 | 5 |
| 1109 | JEF9,11,15 | 17 | 155 | 6 |
| 1110 | JEF10 | 16 | 147 | 12 |
| 1112 | JEF12 | 5 | 38 | 5 |
| 1113 | JEF13 | 9 | 65 | 6 |
| 1114 | JEF14 | 30 | 344 | 23 |
| 1116 | JEF16 | 11 | 50 | 7 |
| 1117 | JEF17 | 9 | 115 | 11 |
| 1118 | JEF18,24 | 27 | 269 | 16 |
| 1119 | JEF19,31 | 26 | 226 | 12 |
| 1120 | JEF20 | 4 | 66 | 3 |
| 1121 | JEF21 | 23 | 136 | 8 |
| 1122 | JEF22 | 6 | 60 | 5 |
| 1123 | JEF23,30 | 25 | 247 | 15 |

| | | | | |
|------|---------------|----|-----|----|
| 1125 | JEF25 | 1 | 20 | 1 |
| 1126 | JEF26 | 1 | 25 | 1 |
| 1127 | JEF27 | 19 | 171 | 10 |
| 1128 | JEF28 | 1 | 20 | 1 |
| 1132 | JEF32 | 18 | 166 | 20 |
| 1133 | JEF33 | 0 | 18 | 0 |
| 1134 | JEF34, 35, 36 | 27 | 204 | 14 |

(DEMOCRATIC)

WITH 27 OF 27 REPORTING
 VOTES PERCENT

STATE TREASURER
 (Vote for) 1
 01 = PAT CONTRERAS
 02 = JUDY BAKER

2,140 56.96
 1,617 43.04

 01 02

| | | | |
|------|---------------|-----|-----|
| 1101 | JEF1 | 18 | 14 |
| 1102 | JEF2, 37 | 115 | 105 |
| 1103 | JEF3, 4 | 86 | 52 |
| 1105 | JEF5 | 48 | 61 |
| 1106 | JEF6, 29 | 104 | 84 |
| 1107 | JEF7 | 18 | 16 |
| 1108 | JEF8 | 66 | 46 |
| 1109 | JEF9, 11, 15 | 102 | 64 |
| 1110 | JEF10 | 94 | 77 |
| 1112 | JEF12 | 29 | 20 |
| 1113 | JEF13 | 34 | 41 |
| 1114 | JEF14 | 254 | 130 |
| 1116 | JEF16 | 44 | 24 |
| 1117 | JEF17 | 67 | 66 |
| 1118 | JEF18, 24 | 184 | 125 |
| 1119 | JEF19, 31 | 140 | 121 |
| 1120 | JEF20 | 39 | 30 |
| 1121 | JEF21 | 92 | 78 |
| 1122 | JEF22 | 32 | 30 |
| 1123 | JEF23, 30 | 181 | 100 |
| 1125 | JEF25 | 17 | 8 |
| 1126 | JEF26 | 13 | 12 |
| 1127 | JEF27 | 109 | 93 |
| 1128 | JEF28 | 12 | 9 |
| 1132 | JEF32 | 124 | 75 |
| 1133 | JEF33 | 9 | 8 |
| 1134 | JEF34, 35, 36 | 109 | 128 |

(DEMOCRATIC)

WITH 27 OF 27 REPORTING
 VOTES PERCENT

ATTORNEY GENERAL
 (Vote for) 1
 01 = JAKE ZIMMERMAN
 02 = TERESA HENSLEY

2,464 62.00
 1,510 38.00

 01 02

| | | | |
|------|---------------|-----|-----|
| 1101 | JEF1 | 26 | 8 |
| 1102 | JEF2, 37 | 173 | 79 |
| 1103 | JEF3, 4 | 95 | 53 |
| 1105 | JEF5 | 54 | 54 |
| 1106 | JEF6, 29 | 115 | 82 |
| 1107 | JEF7 | 25 | 11 |
| 1108 | JEF8 | 80 | 35 |
| 1109 | JEF9, 11, 15 | 115 | 65 |
| 1110 | JEF10 | 116 | 64 |
| 1112 | JEF12 | 28 | 21 |
| 1113 | JEF13 | 55 | 26 |
| 1114 | JEF14 | 233 | 170 |
| 1116 | JEF16 | 47 | 23 |
| 1117 | JEF17 | 75 | 62 |
| 1118 | JEF18, 24 | 195 | 128 |
| 1119 | JEF19, 31 | 169 | 103 |
| 1120 | JEF20 | 53 | 23 |
| 1121 | JEF21 | 96 | 77 |
| 1122 | JEF22 | 46 | 25 |
| 1123 | JEF23, 30 | 163 | 127 |
| 1125 | JEF25 | 20 | 6 |
| 1126 | JEF26 | 20 | 8 |
| 1127 | JEF27 | 129 | 76 |
| 1128 | JEF28 | 18 | 4 |
| 1132 | JEF32 | 153 | 71 |
| 1133 | JEF33 | 11 | 8 |
| 1134 | JEF34, 35, 36 | 154 | 101 |

(DEMOCRATIC)

WITH 19 OF 19 REPORTING
 VOTES PERCENT

STATE SENATOR DISTRICT 1
 (Vote for) 1
 01 = SCOTT SIFTON

2,588 100.00

 01

| | | |
|------|-----------|-----|
| 1103 | JEF3, 4 | 129 |
| 1105 | JEF5 | 104 |
| 1107 | JEF7 | 34 |
| 1110 | JEF10 | 175 |
| 1112 | JEF12 | 49 |
| 1113 | JEF13 | 81 |
| 1114 | JEF14 | 388 |
| 1116 | JEF16 | 68 |
| 1117 | JEF17 | 123 |
| 1118 | JEF18, 24 | 308 |
| 1119 | JEF19, 31 | 259 |
| 1120 | JEF20 | 75 |
| 1121 | JEF21 | 166 |
| 1122 | JEF22 | 67 |
| 1123 | JEF23, 30 | 289 |
| 1125 | JEF25 | 28 |
| 1126 | JEF26 | 26 |
| 1127 | JEF27 | 197 |
| 1128 | JEF28 | 22 |

(DEMOCRATIC)

WITH 4 OF 4 REPORTING
 VOTES PERCENT

STATE SENATOR DISTRICT 15

(Vote for) 1
 01 = MARK G. BOYKO 465 65.96
 02 = STEPHEN EAGLETON 240 34.04

 01 02

1102 JEF2,37 158 72
 1132 JEF32 131 82
 1133 JEF33 14 4
 1134 JEF34,35,36 162 82

(DEMOCRATIC)

VOTES PERCENT WITH 5 OF 5 REPORTING

STATE REPRESENTATIVE DISTRICT 83

(Vote for) 1
 01 = GINA MITTEN 230 100.00

 01

1107 JEF7 31
 1112 JEF12 46
 1113 JEF13 77
 1122 JEF22 57
 1133 JEF33 19

(DEMOCRATIC)

VOTES PERCENT WITH 7 OF 7 REPORTING

STATE REPRESENTATIVE DISTRICT 90

(Vote for) 1
 01 = DEB LAVENDER 1,122 100.00

 01

1101 JEF1 34
 1102 JEF2,37 266
 1103 JEF3,4 147
 1117 JEF17 140
 1126 JEF26 28
 1132 JEF32 233
 1134 JEF34,35,36 274

(DEMOCRATIC)

VOTES PERCENT WITH 14 OF 14 REPORTING

STATE REPRESENTATIVE DISTRICT 91

(Vote for) 1
 01 = SARAH UNSICKER 2,370 100.00

 01

1106 JEF6,29 180
 1108 JEF8 103
 1109 JEF9,11,15 167
 1110 JEF10 167
 1114 JEF14 392
 1116 JEF16 62
 1118 JEF18,24 303
 1119 JEF19,31 254
 1120 JEF20 71
 1121 JEF21 161
 1123 JEF23,30 275
 1125 JEF25 23
 1127 JEF27 191
 1128 JEF28 21

(DEMOCRATIC)

VOTES PERCENT WITH 1 OF 1 REPORTING

STATE REPRESENTATIVE DISTRICT 92

(Vote for) 1
 01 = GENISE MONTECILLO 111 100.00

 01

1105 JEF5 111

(DEMOCRATIC)

VOTES PERCENT WITH 27 OF 27 REPORTING

COMMITTEEMAN JEFFERSON TOWNSHIP

(Vote for) 1
 01 = RON ZAGER 3,344 99.23
 02 = INVALID WRITE-IN 26 .77

 01 02

1101 JEF1 30 0
 1102 JEF2,37 206 2
 1103 JEF3,4 124 0
 1105 JEF5 99 2
 1106 JEF6,29 171 0
 1107 JEF7 28 1
 1108 JEF8 105 0
 1109 JEF9,11,15 155 0
 1110 JEF10 155 2
 1112 JEF12 42 0
 1113 JEF13 70 0
 1114 JEF14 324 4
 1116 JEF16 65 0
 1117 JEF17 108 4
 1118 JEF18,24 273 0
 1119 JEF19,31 228 2
 1120 JEF20 63 2
 1121 JEF21 130 4
 1122 JEF22 60 0
 1123 JEF23,30 253 1
 1125 JEF25 22 0
 1126 JEF26 21 0
 1127 JEF27 183 0
 1128 JEF28 20 0
 1132 JEF32 187 2
 1133 JEF33 15 0
 1134 JEF34,35,36 207 0

(DEMOCRATIC)

WITH 27 OF 27 REPORTING

COMMITTEEWOMAN JEFFERSON TOWNSHIP
(Vote for) 1
01 = CAROL EVANS
02 = INVALID WRITE-IN

VOTES PERCENT
3,395 99.53
16 .47

01 02

| | | |
|------------------|-----|---|
| 1101 JEF1 | 30 | 0 |
| 1102 JEF2,37 | 211 | 0 |
| 1103 JEF3,4 | 125 | 0 |
| 1105 JEF5 | 100 | 1 |
| 1106 JEF6,29 | 174 | 0 |
| 1107 JEF7 | 28 | 1 |
| 1108 JEF8 | 104 | 0 |
| 1109 JEF9,11,15 | 155 | 2 |
| 1110 JEF10 | 157 | 0 |
| 1112 JEF12 | 42 | 0 |
| 1113 JEF13 | 70 | 0 |
| 1114 JEF14 | 337 | 2 |
| 1116 JEF16 | 65 | 0 |
| 1117 JEF17 | 109 | 4 |
| 1118 JEF18,24 | 277 | 0 |
| 1119 JEF19,31 | 234 | 1 |
| 1120 JEF20 | 66 | 0 |
| 1121 JEF21 | 134 | 2 |
| 1122 JEF22 | 58 | 1 |
| 1123 JEF23,30 | 253 | 0 |
| 1125 JEF25 | 22 | 0 |
| 1126 JEF26 | 22 | 0 |
| 1127 JEF27 | 184 | 0 |
| 1128 JEF28 | 20 | 0 |
| 1132 JEF32 | 189 | 2 |
| 1133 JEF33 | 17 | 0 |
| 1134 JEF34,35,36 | 212 | 0 |

(REPUBLICAN)

WITH 27 OF 27 REPORTING

U.S. SENATE
(Vote for) 1
01 = ROY BLUNT
02 = KRISTI NICHOLS

VOTES PERCENT
3,253 79.85
594 14.58

VOTES PERCENT
120 2.95
107 2.63

01 02 03 04

| | | | | |
|------------------|-----|----|----|----|
| 1101 JEF1 | 71 | 13 | 0 | 0 |
| 1102 JEF2,37 | 286 | 68 | 6 | 9 |
| 1103 JEF3,4 | 114 | 25 | 3 | 6 |
| 1105 JEF5 | 56 | 17 | 2 | 3 |
| 1106 JEF6,29 | 180 | 18 | 10 | 2 |
| 1107 JEF7 | 13 | 6 | 2 | 1 |
| 1108 JEF8 | 170 | 23 | 7 | 7 |
| 1109 JEF9,11,15 | 190 | 27 | 8 | 4 |
| 1110 JEF10 | 173 | 27 | 9 | 4 |
| 1112 JEF12 | 10 | 3 | 1 | 0 |
| 1113 JEF13 | 20 | 9 | 4 | 1 |
| 1114 JEF14 | 129 | 34 | 8 | 6 |
| 1116 JEF16 | 92 | 12 | 2 | 1 |
| 1117 JEF17 | 81 | 23 | 3 | 5 |
| 1118 JEF18,24 | 197 | 33 | 12 | 7 |
| 1119 JEF19,31 | 215 | 37 | 6 | 12 |
| 1120 JEF20 | 55 | 3 | 5 | 5 |
| 1121 JEF21 | 95 | 26 | 4 | 1 |
| 1122 JEF22 | 67 | 6 | 0 | 2 |
| 1123 JEF23,30 | 144 | 37 | 7 | 6 |
| 1125 JEF25 | 36 | 7 | 1 | 0 |
| 1126 JEF26 | 46 | 8 | 0 | 2 |
| 1127 JEF27 | 147 | 29 | 2 | 3 |
| 1128 JEF28 | 15 | 6 | 1 | 2 |
| 1132 JEF32 | 354 | 50 | 9 | 10 |
| 1133 JEF33 | 10 | 1 | 0 | 0 |
| 1134 JEF34,35,36 | 287 | 46 | 8 | 8 |

(REPUBLICAN)

WITH 4 OF 4 REPORTING

U.S. REPRESENTATIVE DISTRICT 1
(Vote for) 1
01 = STEVEN G. BAILEY
02 = PAUL BERRY, III

VOTES PERCENT
186 66.91
92 33.09

01 02

| | | |
|------------|-----|----|
| 1112 JEF12 | 6 | 4 |
| 1113 JEF13 | 18 | 9 |
| 1114 JEF14 | 101 | 49 |
| 1117 JEF17 | 61 | 30 |

(REPUBLICAN)

WITH 23 OF 23 REPORTING

U.S. REPRESENTATIVE DISTRICT 2
(Vote for) 1
01 = ANN WAGNER
02 = GREG SEARS

VOTES PERCENT
3,111 83.72
605 16.28

01 02

| | | |
|-----------------|-----|----|
| 1101 JEF1 | 73 | 9 |
| 1102 JEF2,37 | 300 | 75 |
| 1103 JEF3,4 | 123 | 27 |
| 1105 JEF5 | 60 | 18 |
| 1106 JEF6,29 | 184 | 20 |
| 1107 JEF7 | 17 | 6 |
| 1108 JEF8 | 179 | 27 |
| 1109 JEF9,11,15 | 190 | 40 |
| 1110 JEF10 | 172 | 40 |
| 1116 JEF16 | 95 | 13 |
| 1118 JEF18,24 | 206 | 50 |
| 1119 JEF19,31 | 225 | 44 |
| 1120 JEF20 | 61 | 7 |
| 1121 JEF21 | 106 | 19 |
| 1122 JEF22 | 62 | 11 |
| 1123 JEF23,30 | 155 | 32 |
| 1125 JEF25 | 37 | 7 |

| | | | |
|------|---------------|-----|----|
| 1126 | JEF26 | 48 | 8 |
| 1127 | JEF27 | 145 | 31 |
| 1128 | JEF28 | 21 | 4 |
| 1132 | JEF32 | 351 | 67 |
| 1133 | JEF33 | 10 | 1 |
| 1134 | JEF34, 35, 36 | 291 | 49 |

(REPUBLICAN)

| | | VOTES | PERCENT | WITH 27 OF 27 REPORTING | | VOTES | PERCENT |
|------------------------|--|-------|---------|-------------------------|--|-------|---------|
| GOVERNOR | | | | | | | |
| (Vote for) 1 | | | | | | | |
| 01 = CATHERINE HANAWAY | | 1,239 | 29.35 | 03 = JOHN BRUNNER | | 971 | 23.00 |
| 02 = ERIC GREITENS | | 1,240 | 29.38 | 04 = PETER D. KINDER | | 771 | 18.27 |

| | | 01 | 02 | 03 | 04 |
|------|---------------|-----|-----|-----|----|
| 1101 | JEF1 | 34 | 25 | 15 | 13 |
| 1102 | JEF2, 37 | 96 | 118 | 98 | 73 |
| 1103 | JEF3, 4 | 47 | 49 | 35 | 23 |
| 1105 | JEF5 | 18 | 23 | 20 | 20 |
| 1106 | JEF6, 29 | 75 | 56 | 55 | 30 |
| 1107 | JEF7 | 4 | 14 | 4 | 2 |
| 1108 | JEF8 | 91 | 46 | 45 | 29 |
| 1109 | JEF9, 11, 15 | 80 | 70 | 49 | 40 |
| 1110 | JEF10 | 74 | 62 | 53 | 33 |
| 1112 | JEF12 | 5 | 2 | 4 | 3 |
| 1113 | JEF13 | 7 | 17 | 7 | 3 |
| 1114 | JEF14 | 52 | 46 | 43 | 46 |
| 1116 | JEF16 | 31 | 36 | 26 | 15 |
| 1117 | JEF17 | 35 | 27 | 33 | 20 |
| 1118 | JEF18, 24 | 75 | 63 | 60 | 61 |
| 1119 | JEF19, 31 | 49 | 103 | 63 | 64 |
| 1120 | JEF20 | 20 | 24 | 16 | 9 |
| 1121 | JEF21 | 37 | 39 | 22 | 33 |
| 1122 | JEF22 | 26 | 21 | 14 | 18 |
| 1123 | JEF23, 30 | 68 | 53 | 40 | 37 |
| 1125 | JEF25 | 12 | 16 | 9 | 9 |
| 1126 | JEF26 | 15 | 22 | 6 | 14 |
| 1127 | JEF27 | 50 | 57 | 47 | 32 |
| 1128 | JEF28 | 3 | 10 | 9 | 4 |
| 1132 | JEF32 | 124 | 129 | 116 | 72 |
| 1133 | JEF33 | 2 | 3 | 6 | 1 |
| 1134 | JEF34, 35, 36 | 109 | 109 | 76 | 67 |

(REPUBLICAN)

| | | VOTES | PERCENT | WITH 27 OF 27 REPORTING | | VOTES | PERCENT |
|--------------------------|--|-------|---------|-------------------------|--|-------|---------|
| LIEUTENANT GOVERNOR | | | | | | | |
| (Vote for) 1 | | | | | | | |
| 01 = ARNIE C. AC DIENOFF | | 229 | 6.02 | 03 = MIKE PARSON | | 1,625 | 42.73 |
| 02 = BEV RANDLES | | 1,949 | 51.25 | | | | |

| | | 01 | 02 | 03 |
|------|---------------|----|-----|-----|
| 1101 | JEF1 | 5 | 41 | 32 |
| 1102 | JEF2, 37 | 24 | 175 | 150 |
| 1103 | JEF3, 4 | 6 | 63 | 69 |
| 1105 | JEF5 | 2 | 38 | 32 |
| 1106 | JEF6, 29 | 13 | 98 | 92 |
| 1107 | JEF7 | 2 | 13 | 7 |
| 1108 | JEF8 | 18 | 74 | 95 |
| 1109 | JEF9, 11, 15 | 9 | 105 | 107 |
| 1110 | JEF10 | 13 | 95 | 97 |
| 1112 | JEF12 | 0 | 11 | 2 |
| 1113 | JEF13 | 0 | 16 | 14 |
| 1114 | JEF14 | 8 | 86 | 77 |
| 1116 | JEF16 | 3 | 56 | 39 |
| 1117 | JEF17 | 2 | 66 | 39 |
| 1118 | JEF18, 24 | 18 | 112 | 105 |
| 1119 | JEF19, 31 | 19 | 124 | 113 |
| 1120 | JEF20 | 4 | 37 | 23 |
| 1121 | JEF21 | 7 | 60 | 52 |
| 1122 | JEF22 | 6 | 36 | 25 |
| 1123 | JEF23, 30 | 6 | 107 | 56 |
| 1125 | JEF25 | 2 | 22 | 17 |
| 1126 | JEF26 | 4 | 28 | 18 |
| 1127 | JEF27 | 7 | 93 | 65 |
| 1128 | JEF28 | 0 | 11 | 14 |
| 1132 | JEF32 | 25 | 195 | 160 |
| 1133 | JEF33 | 0 | 8 | 3 |
| 1134 | JEF34, 35, 36 | 26 | 179 | 122 |

(REPUBLICAN)

| | | VOTES | PERCENT | WITH 27 OF 27 REPORTING | | VOTES | PERCENT |
|--------------------------|--|-------|---------|-------------------------|--|-------|---------|
| SECRETARY OF STATE | | | | | | | |
| (Vote for) 1 | | | | | | | |
| 01 = WILL KRAUS | | 1,241 | 31.15 | 03 = ROI CHINN | | 203 | 5.10 |
| 02 = JOHN (JAY) ASHCROFT | | 2,540 | 63.76 | | | | |

| | | 01 | 02 | 03 |
|------|--------------|-----|-----|----|
| 1101 | JEF1 | 23 | 57 | 4 |
| 1102 | JEF2, 37 | 115 | 227 | 18 |
| 1103 | JEF3, 4 | 49 | 88 | 6 |
| 1105 | JEF5 | 24 | 52 | 3 |
| 1106 | JEF6, 29 | 52 | 148 | 8 |
| 1107 | JEF7 | 8 | 11 | 4 |
| 1108 | JEF8 | 50 | 144 | 10 |
| 1109 | JEF9, 11, 15 | 78 | 141 | 10 |
| 1110 | JEF10 | 74 | 130 | 11 |
| 1112 | JEF12 | 5 | 7 | 0 |
| 1113 | JEF13 | 7 | 18 | 6 |
| 1114 | JEF14 | 58 | 102 | 12 |
| 1116 | JEF16 | 34 | 60 | 7 |
| 1117 | JEF17 | 38 | 61 | 10 |
| 1118 | JEF18, 24 | 75 | 158 | 12 |
| 1119 | JEF19, 31 | 82 | 173 | 12 |
| 1120 | JEF20 | 14 | 47 | 5 |
| 1121 | JEF21 | 42 | 78 | 7 |
| 1122 | JEF22 | 22 | 47 | 2 |
| 1123 | JEF23, 30 | 50 | 127 | 9 |
| 1125 | JEF25 | 14 | 27 | 3 |
| 1126 | JEF26 | 13 | 37 | 2 |
| 1127 | JEF27 | 54 | 114 | 7 |
| 1128 | JEF28 | 8 | 14 | 3 |

| | | | | |
|------|---------------|-----|-----|----|
| 1132 | JEF32 | 136 | 251 | 18 |
| 1133 | JEF33 | 3 | 8 | 0 |
| 1134 | JEF34, 35, 36 | 113 | 213 | 14 |

(REPUBLICAN)

WITH 27 OF 27 REPORTING

| | | | |
|-------------------|--|-------|---------|
| STATE TREASURER | | VOTES | PERCENT |
| (Vote for) 1 | | | |
| 01 = ERIC SCHMITT | | 3,728 | 100.00 |

01

| | | |
|------|---------------|-----|
| 1101 | JEF1 | 78 |
| 1102 | JEF2,37 | 347 |
| 1103 | JEF3,4 | 139 |
| 1105 | JEF5 | 69 |
| 1106 | JEF6,29 | 190 |
| 1107 | JEF7 | 19 |
| 1108 | JEF8 | 181 |
| 1109 | JEF9,11,15 | 209 |
| 1110 | JEF10 | 184 |
| 1112 | JEF12 | 13 |
| 1113 | JEF13 | 28 |
| 1114 | JEF14 | 160 |
| 1116 | JEF16 | 96 |
| 1117 | JEF17 | 99 |
| 1118 | JEF18,24 | 225 |
| 1119 | JEF19,31 | 251 |
| 1120 | JEF20 | 61 |
| 1121 | JEF21 | 118 |
| 1122 | JEF22 | 67 |
| 1123 | JEF23,30 | 173 |
| 1125 | JEF25 | 43 |
| 1126 | JEF26 | 53 |
| 1127 | JEF27 | 163 |
| 1128 | JEF28 | 24 |
| 1132 | JEF32 | 403 |
| 1133 | JEF33 | 11 |
| 1134 | JEF34, 35, 36 | 324 |

(REPUBLICAN)

WITH 27 OF 27 REPORTING

| | | | |
|--------------------|--|-------|---------|
| ATTORNEY GENERAL | | VOTES | PERCENT |
| (Vote for) 1 | | | |
| 01 = JOSH HAWLEY | | 2,769 | 70.31 |
| 02 = KURT SCHAEFER | | 1,169 | 29.69 |

01 02

| | | | |
|------|---------------|-----|-----|
| 1101 | JEF1 | 61 | 22 |
| 1102 | JEF2,37 | 238 | 124 |
| 1103 | JEF3,4 | 115 | 31 |
| 1105 | JEF5 | 58 | 21 |
| 1106 | JEF6,29 | 158 | 48 |
| 1107 | JEF7 | 14 | 8 |
| 1108 | JEF8 | 154 | 48 |
| 1109 | JEF9,11,15 | 180 | 51 |
| 1110 | JEF10 | 147 | 63 |
| 1112 | JEF12 | 8 | 4 |
| 1113 | JEF13 | 18 | 13 |
| 1114 | JEF14 | 111 | 63 |
| 1116 | JEF16 | 63 | 36 |
| 1117 | JEF17 | 75 | 33 |
| 1118 | JEF18,24 | 156 | 82 |
| 1119 | JEF19,31 | 191 | 71 |
| 1120 | JEF20 | 39 | 24 |
| 1121 | JEF21 | 91 | 31 |
| 1122 | JEF22 | 47 | 26 |
| 1123 | JEF23,30 | 134 | 46 |
| 1125 | JEF25 | 29 | 12 |
| 1126 | JEF26 | 35 | 15 |
| 1127 | JEF27 | 118 | 50 |
| 1128 | JEF28 | 14 | 9 |
| 1132 | JEF32 | 280 | 129 |
| 1133 | JEF33 | 7 | 4 |
| 1134 | JEF34, 35, 36 | 228 | 105 |

(REPUBLICAN)

WITH 19 OF 19 REPORTING

| | | | |
|--------------------------|--|-------|---------|
| STATE SENATOR DISTRICT 1 | | VOTES | PERCENT |
| (Vote for) 1 | | | |
| 01 = RANDY JOTTE | | 2,010 | 100.00 |

01

| | | |
|------|----------|-----|
| 1103 | JEF3,4 | 139 |
| 1105 | JEF5 | 70 |
| 1107 | JEF7 | 19 |
| 1110 | JEF10 | 193 |
| 1112 | JEF12 | 14 |
| 1113 | JEF13 | 30 |
| 1114 | JEF14 | 160 |
| 1116 | JEF16 | 94 |
| 1117 | JEF17 | 99 |
| 1118 | JEF18,24 | 233 |
| 1119 | JEF19,31 | 255 |
| 1120 | JEF20 | 64 |
| 1121 | JEF21 | 117 |
| 1122 | JEF22 | 65 |
| 1123 | JEF23,30 | 169 |
| 1125 | JEF25 | 43 |
| 1126 | JEF26 | 52 |
| 1127 | JEF27 | 172 |
| 1128 | JEF28 | 22 |

(REPUBLICAN)

WITH 4 OF 4 REPORTING

| | | | |
|---------------------------|--|-------|---------|
| STATE SENATOR DISTRICT 15 | | VOTES | PERCENT |
| (Vote for) 1 | | | |
| 01 = ANDREW KOENIG | | 320 | 27.54 |
| 02 = RICK STREAM | | 842 | 72.46 |

01 02

| | | | |
|------|-------------|-----|-----|
| 1102 | JEF2,37 | 109 | 268 |
| 1132 | JEF32 | 130 | 296 |
| 1133 | JEF33 | 3 | 6 |
| 1134 | JEF34,35,36 | 78 | 272 |

(REPUBLICAN)

WITH 5 OF 5 REPORTING
VOTES PERCENT

STATE REPRESENTATIVE DISTRICT 83
(Vote for) 1
01 = NO CANDIDATE FILED

0

| | | | |
|------|-------|---|--|
| 1107 | JEF7 | 0 | |
| 1112 | JEF12 | 0 | |
| 1113 | JEF13 | 0 | |
| 1122 | JEF22 | 0 | |
| 1133 | JEF33 | 0 | |

(REPUBLICAN)

WITH 7 OF 7 REPORTING
VOTES PERCENT

STATE REPRESENTATIVE DISTRICT 90
(Vote for) 1
01 = MARK MILTON

1,371 100.00

| | | | |
|------|-------------|-----|--|
| 1101 | JEF1 | 78 | |
| 1102 | JEF2,37 | 329 | |
| 1103 | JEF3,4 | 126 | |
| 1117 | JEF17 | 93 | |
| 1126 | JEF26 | 49 | |
| 1132 | JEF32 | 381 | |
| 1134 | JEF34,35,36 | 315 | |

(REPUBLICAN)

WITH 14 OF 14 REPORTING
VOTES PERCENT

STATE REPRESENTATIVE DISTRICT 91
(Vote for) 1
01 = GREG MUELLER

2,003 100.00

| | | | |
|------|------------|-----|--|
| 1106 | JEF6,29 | 185 | |
| 1108 | JEF8 | 182 | |
| 1109 | JEF9,11,15 | 198 | |
| 1110 | JEF10 | 181 | |
| 1114 | JEF14 | 155 | |
| 1116 | JEF16 | 91 | |
| 1118 | JEF18,24 | 222 | |
| 1119 | JEF19,31 | 234 | |
| 1120 | JEF20 | 63 | |
| 1121 | JEF21 | 114 | |
| 1123 | JEF23,30 | 161 | |
| 1125 | JEF25 | 37 | |
| 1127 | JEF27 | 158 | |
| 1128 | JEF28 | 22 | |

(REPUBLICAN)

WITH 1 OF 1 REPORTING
VOTES PERCENT

STATE REPRESENTATIVE DISTRICT 92
(Vote for) 1
01 = DANIEL BOGLE

68 100.00

| | | | |
|------|------|----|--|
| 1105 | JEF5 | 68 | |
|------|------|----|--|

(REPUBLICAN)

WITH 27 OF 27 REPORTING
VOTES PERCENT

COMMITTEEMAN JEFFERSON TOWNSHIP
(Vote for) 1
01 = SCOTT S. BOSTON
02 = INVALID WRITE-IN

3,198 98.73
41 1.27

| | | | |
|------|-------------|-----|---|
| 1101 | JEF1 | 72 | 0 |
| 1102 | JEF2,37 | 296 | 3 |
| 1103 | JEF3,4 | 110 | 1 |
| 1105 | JEF5 | 64 | 2 |
| 1106 | JEF6,29 | 166 | 1 |
| 1107 | JEF7 | 17 | 1 |
| 1108 | JEF8 | 155 | 1 |
| 1109 | JEF9,11,15 | 179 | 2 |
| 1110 | JEF10 | 172 | 2 |
| 1112 | JEF12 | 10 | 0 |
| 1113 | JEF13 | 24 | 1 |
| 1114 | JEF14 | 138 | 6 |
| 1116 | JEF16 | 76 | 2 |
| 1117 | JEF17 | 84 | 3 |
| 1118 | JEF18,24 | 201 | 3 |
| 1119 | JEF19,31 | 214 | 5 |
| 1120 | JEF20 | 55 | 0 |
| 1121 | JEF21 | 104 | 1 |
| 1122 | JEF22 | 58 | 0 |
| 1123 | JEF23,30 | 155 | 1 |
| 1125 | JEF25 | 36 | 0 |
| 1126 | JEF26 | 42 | 1 |
| 1127 | JEF27 | 138 | 1 |
| 1128 | JEF28 | 21 | 1 |
| 1132 | JEF32 | 334 | 0 |
| 1133 | JEF33 | 7 | 0 |
| 1134 | JEF34,35,36 | 270 | 3 |

(REPUBLICAN)

WITH 27 OF 27 REPORTING
VOTES PERCENT

COMMITTEEWOMAN JEFFERSON TOWNSHIP
(Vote for) 1
01 = GRETCHEN LOGUE

3,190 99.01

| | 01 | 02 |
|------------------|-----|----|
| 1101 JEF1 | 72 | 0 |
| 1102 JEF2,37 | 289 | 4 |
| 1103 JEF3,4 | 106 | 1 |
| 1105 JEF5 | 64 | 2 |
| 1106 JEF6,29 | 164 | 0 |
| 1107 JEF7 | 17 | 1 |
| 1108 JEF8 | 159 | 0 |
| 1109 JEF9,11,15 | 179 | 1 |
| 1110 JEF10 | 171 | 1 |
| 1112 JEF12 | 10 | 0 |
| 1113 JEF13 | 23 | 1 |
| 1114 JEF14 | 142 | 5 |
| 1116 JEF16 | 77 | 2 |
| 1117 JEF17 | 85 | 2 |
| 1118 JEF18,24 | 202 | 3 |
| 1119 JEF19,31 | 211 | 2 |
| 1120 JEF20 | 55 | 1 |
| 1121 JEF21 | 104 | 1 |
| 1122 JEF22 | 56 | 0 |
| 1123 JEF23,30 | 156 | 0 |
| 1125 JEF25 | 35 | 0 |
| 1126 JEF26 | 42 | 2 |
| 1127 JEF27 | 137 | 1 |
| 1128 JEF28 | 21 | 1 |
| 1132 JEF32 | 335 | 1 |
| 1133 JEF33 | 7 | 0 |
| 1134 JEF34,35,36 | 271 | 0 |

(LIBERTARIAN)

WITH 27 OF 27 REPORTING

| | VOTES | PERCENT |
|------------------------|-------|---------|
| U.S. SENATE | | |
| (Vote for) 1 | | |
| 01 = JONATHAN DINE | 21 | 63.64 |
| 02 = HERSCHEL L. YOUNG | 12 | 36.36 |

| | 01 | 02 |
|------------------|----|----|
| 1101 JEF1 | 0 | 0 |
| 1102 JEF2,37 | 1 | 1 |
| 1103 JEF3,4 | 0 | 0 |
| 1105 JEF5 | 3 | 1 |
| 1106 JEF6,29 | 3 | 3 |
| 1107 JEF7 | 0 | 0 |
| 1108 JEF8 | 1 | 0 |
| 1109 JEF9,11,15 | 1 | 0 |
| 1110 JEF10 | 1 | 0 |
| 1112 JEF12 | 0 | 0 |
| 1113 JEF13 | 0 | 0 |
| 1114 JEF14 | 1 | 2 |
| 1116 JEF16 | 1 | 0 |
| 1117 JEF17 | 1 | 1 |
| 1118 JEF18,24 | 1 | 1 |
| 1119 JEF19,31 | 1 | 0 |
| 1120 JEF20 | 1 | 0 |
| 1121 JEF21 | 0 | 0 |
| 1122 JEF22 | 0 | 0 |
| 1123 JEF23,30 | 2 | 0 |
| 1125 JEF25 | 0 | 0 |
| 1126 JEF26 | 0 | 0 |
| 1127 JEF27 | 0 | 1 |
| 1128 JEF28 | 0 | 0 |
| 1132 JEF32 | 0 | 1 |
| 1133 JEF33 | 1 | 0 |
| 1134 JEF34,35,36 | 2 | 1 |

(LIBERTARIAN)

WITH 4 OF 4 REPORTING

| | VOTES | PERCENT |
|--------------------------------|-------|---------|
| U.S. REPRESENTATIVE DISTRICT 1 | | |
| (Vote for) 1 | | |
| 01 = ROBB E. CUNNINGHAM | 5 | 100.00 |

| | 01 |
|------------|----|
| 1112 JEF12 | 0 |
| 1113 JEF13 | 0 |
| 1114 JEF14 | 3 |
| 1117 JEF17 | 2 |

(LIBERTARIAN)

WITH 23 OF 23 REPORTING

| | VOTES | PERCENT |
|--------------------------------|-------|---------|
| U.S. REPRESENTATIVE DISTRICT 2 | | |
| (Vote for) 1 | | |
| 01 = JIM HIGGINS | 26 | 100.00 |

| | 01 |
|------------------|----|
| 1101 JEF1 | 0 |
| 1102 JEF2,37 | 2 |
| 1103 JEF3,4 | 0 |
| 1105 JEF5 | 4 |
| 1106 JEF6,29 | 5 |
| 1107 JEF7 | 0 |
| 1108 JEF8 | 1 |
| 1109 JEF9,11,15 | 1 |
| 1110 JEF10 | 1 |
| 1116 JEF16 | 1 |
| 1118 JEF18,24 | 2 |
| 1119 JEF19,31 | 1 |
| 1120 JEF20 | 1 |
| 1121 JEF21 | 0 |
| 1122 JEF22 | 0 |
| 1123 JEF23,30 | 1 |
| 1125 JEF25 | 0 |
| 1126 JEF26 | 0 |
| 1127 JEF27 | 1 |
| 1128 JEF28 | 0 |
| 1132 JEF32 | 1 |
| 1133 JEF33 | 1 |
| 1134 JEF34,35,36 | 3 |

(LIBERTARIAN)

VOTES PERCENT

WITH 27 OF 27 REPORTING

GOVERNOR
(Vote for) 1
01 = CISSE W. SPRAGINS

28 100.00

01

| | | |
|------|-------------|---|
| 1101 | JEF1 | 0 |
| 1102 | JEF2,37 | 1 |
| 1103 | JEF3,4 | 0 |
| 1105 | JEF5 | 3 |
| 1106 | JEF6,29 | 6 |
| 1107 | JEF7 | 0 |
| 1108 | JEF8 | 1 |
| 1109 | JEF9,11,15 | 1 |
| 1110 | JEF10 | 1 |
| 1112 | JEF12 | 0 |
| 1113 | JEF13 | 0 |
| 1114 | JEF14 | 3 |
| 1116 | JEF16 | 1 |
| 1117 | JEF17 | 2 |
| 1118 | JEF18,24 | 2 |
| 1119 | JEF19,31 | 0 |
| 1120 | JEF20 | 1 |
| 1121 | JEF21 | 0 |
| 1122 | JEF22 | 0 |
| 1123 | JEF23,30 | 1 |
| 1125 | JEF25 | 0 |
| 1126 | JEF26 | 0 |
| 1127 | JEF27 | 1 |
| 1128 | JEF28 | 0 |
| 1132 | JEF32 | 1 |
| 1133 | JEF33 | 1 |
| 1134 | JEF34,35,36 | 2 |

(LIBERTARIAN)

VOTES PERCENT

WITH 27 OF 27 REPORTING

LIEUTENANT GOVERNOR
(Vote for) 1
01 = STEVEN R. HEDRICK

30 100.00

01

| | | |
|------|-------------|---|
| 1101 | JEF1 | 0 |
| 1102 | JEF2,37 | 1 |
| 1103 | JEF3,4 | 0 |
| 1105 | JEF5 | 4 |
| 1106 | JEF6,29 | 5 |
| 1107 | JEF7 | 0 |
| 1108 | JEF8 | 1 |
| 1109 | JEF9,11,15 | 1 |
| 1110 | JEF10 | 1 |
| 1112 | JEF12 | 0 |
| 1113 | JEF13 | 0 |
| 1114 | JEF14 | 3 |
| 1116 | JEF16 | 1 |
| 1117 | JEF17 | 2 |
| 1118 | JEF18,24 | 2 |
| 1119 | JEF19,31 | 1 |
| 1120 | JEF20 | 1 |
| 1121 | JEF21 | 0 |
| 1122 | JEF22 | 0 |
| 1123 | JEF23,30 | 1 |
| 1125 | JEF25 | 0 |
| 1126 | JEF26 | 0 |
| 1127 | JEF27 | 1 |
| 1128 | JEF28 | 0 |
| 1132 | JEF32 | 1 |
| 1133 | JEF33 | 1 |
| 1134 | JEF34,35,36 | 3 |

(LIBERTARIAN)

VOTES PERCENT

WITH 27 OF 27 REPORTING

SECRETARY OF STATE
(Vote for) 1
01 = CHRIS MORRILL

27 100.00

01

| | | |
|------|-------------|---|
| 1101 | JEF1 | 0 |
| 1102 | JEF2,37 | 1 |
| 1103 | JEF3,4 | 0 |
| 1105 | JEF5 | 3 |
| 1106 | JEF6,29 | 6 |
| 1107 | JEF7 | 0 |
| 1108 | JEF8 | 1 |
| 1109 | JEF9,11,15 | 1 |
| 1110 | JEF10 | 1 |
| 1112 | JEF12 | 0 |
| 1113 | JEF13 | 0 |
| 1114 | JEF14 | 3 |
| 1116 | JEF16 | 1 |
| 1117 | JEF17 | 2 |
| 1118 | JEF18,24 | 2 |
| 1119 | JEF19,31 | 0 |
| 1120 | JEF20 | 1 |
| 1121 | JEF21 | 0 |
| 1122 | JEF22 | 0 |
| 1123 | JEF23,30 | 0 |
| 1125 | JEF25 | 0 |
| 1126 | JEF26 | 0 |
| 1127 | JEF27 | 1 |
| 1128 | JEF28 | 0 |
| 1132 | JEF32 | 1 |
| 1133 | JEF33 | 1 |
| 1134 | JEF34,35,36 | 2 |

(LIBERTARIAN)

VOTES PERCENT

WITH 27 OF 27 REPORTING

STATE TREASURER
(Vote for) 1
01 = SEAN O'TOOLE

27 100.00

```

-----
01
-----
1101 JEF1 0
1102 JEF2,37 1
1103 JEF3,4 0
1105 JEF5 3
1106 JEF6,29 6
1107 JEF7 0
1108 JEF8 1
1109 JEF9,11,15 1
1110 JEF10 1
1112 JEF12 0
1113 JEF13 0
1114 JEF14 3
1116 JEF16 1
1117 JEF17 2
1118 JEF18,24 2
1119 JEF19,31 0
1120 JEF20 1
1121 JEF21 0
1122 JEF22 0
1123 JEF23,30 0
1125 JEF25 0
1126 JEF26 0
1127 JEF27 1
1128 JEF28 0
1132 JEF32 1
1133 JEF33 1
1134 JEF34,35,36 2

```

(LIBERTARIAN)

VOTES PERCENT WITH 27 OF 27 REPORTING

ATTORNEY GENERAL
 (Vote for) 1
 01 = NO CANDIDATE FILED

0

```

-----
01
-----
1101 JEF1 0
1102 JEF2,37 0
1103 JEF3,4 0
1105 JEF5 0
1106 JEF6,29 0
1107 JEF7 0
1108 JEF8 0
1109 JEF9,11,15 0
1110 JEF10 0
1112 JEF12 0
1113 JEF13 0
1114 JEF14 0
1116 JEF16 0
1117 JEF17 0
1118 JEF18,24 0
1119 JEF19,31 0
1120 JEF20 0
1121 JEF21 0
1122 JEF22 0
1123 JEF23,30 0
1125 JEF25 0
1126 JEF26 0
1127 JEF27 0
1128 JEF28 0
1132 JEF32 0
1133 JEF33 0
1134 JEF34,35,36 0

```

(LIBERTARIAN)

VOTES PERCENT WITH 19 OF 19 REPORTING

STATE SENATOR DISTRICT 1
 (Vote for) 1
 01 = NO CANDIDATE FILED

0

```

-----
01
-----
1103 JEF3,4 0
1105 JEF5 0
1107 JEF7 0
1110 JEF10 0
1112 JEF12 0
1113 JEF13 0
1114 JEF14 0
1116 JEF16 0
1117 JEF17 0
1118 JEF18,24 0
1119 JEF19,31 0
1120 JEF20 0
1121 JEF21 0
1122 JEF22 0
1123 JEF23,30 0
1125 JEF25 0
1126 JEF26 0
1127 JEF27 0
1128 JEF28 0

```

(LIBERTARIAN)

VOTES PERCENT WITH 4 OF 4 REPORTING

STATE SENATOR DISTRICT 15
 (Vote for) 1
 01 = NO CANDIDATE FILED

0

```

-----
01
-----
1102 JEF2,37 0
1132 JEF32 0
1133 JEF33 0
1134 JEF34,35,36 0

```

(LIBERTARIAN)

VOTES PERCENT WITH 5 OF 5 REPORTING

STATE REPRESENTATIVE DISTRICT 83
 (Vote for) 1
 01 = ANDREW BOLIN

1 100.00

| | | | |
|------------|-------|----|--|
| | ----- | 01 | |
| | ----- | 0 | |
| 1107 JEF7 | | 0 | |
| 1112 JEF12 | | 0 | |
| 1113 JEF13 | | 0 | |
| 1122 JEF22 | | 0 | |
| 1133 JEF33 | | 1 | |

| | | | |
|----------------------------------|-------|---------|-----------------------|
| (LIBERTARIAN) | | | WITH 7 OF 7 REPORTING |
| STATE REPRESENTATIVE DISTRICT 90 | VOTES | PERCENT | |
| (Vote for) 1 | | | |
| 01 = NO CANDIDATE FILED | | 0 | |
| | ----- | 01 | |
| | ----- | 0 | |
| 1101 JEF1 | | 0 | |
| 1102 JEF2,37 | | 0 | |
| 1103 JEF3,4 | | 0 | |
| 1117 JEF17 | | 0 | |
| 1126 JEF26 | | 0 | |
| 1132 JEF32 | | 0 | |
| 1134 JEF34,35,36 | | 0 | |

| | | | |
|----------------------------------|-------|---------|-------------------------|
| (LIBERTARIAN) | | | WITH 14 OF 14 REPORTING |
| STATE REPRESENTATIVE DISTRICT 91 | VOTES | PERCENT | |
| (Vote for) 1 | | | |
| 01 = NO CANDIDATE FILED | | 0 | |
| | ----- | 01 | |
| | ----- | 0 | |
| 1106 JEF6,29 | | 0 | |
| 1108 JEF8 | | 0 | |
| 1109 JEF9,11,15 | | 0 | |
| 1110 JEF10 | | 0 | |
| 1114 JEF14 | | 0 | |
| 1116 JEF16 | | 0 | |
| 1118 JEF18,24 | | 0 | |
| 1119 JEF19,31 | | 0 | |
| 1120 JEF20 | | 0 | |
| 1121 JEF21 | | 0 | |
| 1123 JEF23,30 | | 0 | |
| 1125 JEF25 | | 0 | |
| 1127 JEF27 | | 0 | |
| 1128 JEF28 | | 0 | |

| | | | |
|----------------------------------|-------|---------|-----------------------|
| (LIBERTARIAN) | | | WITH 1 OF 1 REPORTING |
| STATE REPRESENTATIVE DISTRICT 92 | VOTES | PERCENT | |
| (Vote for) 1 | | | |
| 01 = NO CANDIDATE FILED | | 0 | |
| | ----- | 01 | |
| | ----- | 0 | |
| 1105 JEF5 | | 0 | |

| | | | |
|------------------------------------|-------|----------|-------------------------|
| (LIBERTARIAN) | | | WITH 27 OF 27 REPORTING |
| COMMITTEEMAN JEFFERSON TOWNSHIP | VOTES | PERCENT | |
| (Vote for) 1 | | | |
| 01 = NO CANDIDATE FILED | | 0 | |
| 02 = *SEE OFFICIAL WRITE-IN REPORT | | 4 100.00 | |
| | ----- | 01 | 02 |
| | ----- | 0 | 0 |
| 1101 JEF1 | | 0 | 0 |
| 1102 JEF2,37 | | 0 | 0 |
| 1103 JEF3,4 | | 0 | 0 |
| 1105 JEF5 | | 0 | 1 |
| 1106 JEF6,29 | | 0 | 2 |
| 1107 JEF7 | | 0 | 0 |
| 1108 JEF8 | | 0 | 0 |
| 1109 JEF9,11,15 | | 0 | 0 |
| 1110 JEF10 | | 0 | 0 |
| 1112 JEF12 | | 0 | 0 |
| 1113 JEF13 | | 0 | 0 |
| 1114 JEF14 | | 0 | 0 |
| 1116 JEF16 | | 0 | 0 |
| 1117 JEF17 | | 0 | 0 |
| 1118 JEF18,24 | | 0 | 0 |
| 1119 JEF19,31 | | 0 | 0 |
| 1120 JEF20 | | 0 | 0 |
| 1121 JEF21 | | 0 | 0 |
| 1122 JEF22 | | 0 | 0 |
| 1123 JEF23,30 | | 0 | 1 |
| 1125 JEF25 | | 0 | 0 |
| 1126 JEF26 | | 0 | 0 |
| 1127 JEF27 | | 0 | 0 |
| 1128 JEF28 | | 0 | 0 |
| 1132 JEF32 | | 0 | 0 |
| 1133 JEF33 | | 0 | 0 |
| 1134 JEF34,35,36 | | 0 | 0 |

| | | | |
|------------------------------------|-------|----------|-------------------------|
| (LIBERTARIAN) | | | WITH 27 OF 27 REPORTING |
| COMMITTEEWOMAN JEFFERSON TOWNSHIP | VOTES | PERCENT | |
| (Vote for) 1 | | | |
| 01 = NO CANDIDATE FILED | | 0 | |
| 02 = *SEE OFFICIAL WRITE-IN REPORT | | 1 100.00 | |
| | ----- | 01 | 02 |
| | ----- | 0 | 0 |
| 1101 JEF1 | | 0 | 0 |
| 1102 JEF2,37 | | 0 | 0 |
| 1103 JEF3,4 | | 0 | 0 |
| 1105 JEF5 | | 0 | 1 |
| 1106 JEF6,29 | | 0 | 1 |
| 1107 JEF7 | | 0 | 0 |
| 1108 JEF8 | | 0 | 0 |
| 1109 JEF9,11,15 | | 0 | 0 |

| | | | |
|------|-------------|---|---|
| 1110 | JEF10 | 0 | 0 |
| 1112 | JEF12 | 0 | 0 |
| 1113 | JEF13 | 0 | 0 |
| 1114 | JEF14 | 0 | 0 |
| 1116 | JEF16 | 0 | 0 |
| 1117 | JEF17 | 0 | 0 |
| 1118 | JEF18,24 | 0 | 0 |
| 1119 | JEF19,31 | 0 | 0 |
| 1120 | JEF20 | 0 | 0 |
| 1121 | JEF21 | 0 | 0 |
| 1122 | JEF22 | 0 | 0 |
| 1123 | JEF23,30 | 0 | 0 |
| 1125 | JEF25 | 0 | 0 |
| 1126 | JEF26 | 0 | 0 |
| 1127 | JEF27 | 0 | 0 |
| 1128 | JEF28 | 0 | 0 |
| 1132 | JEF32 | 0 | 0 |
| 1133 | JEF33 | 0 | 0 |
| 1134 | JEF34,35,36 | 0 | 0 |

=====

(CONSTITUTION)

VOTES PERCENT WITH 27 OF 27 REPORTING

U.S. SENATE
(Vote for) 1
01 = FRED RYMAN

0

01

| | | | |
|------|-------------|---|--|
| 1101 | JEF1 | 0 | |
| 1102 | JEF2,37 | 0 | |
| 1103 | JEF3,4 | 0 | |
| 1105 | JEF5 | 0 | |
| 1106 | JEF6,29 | 0 | |
| 1107 | JEF7 | 0 | |
| 1108 | JEF8 | 0 | |
| 1109 | JEF9,11,15 | 0 | |
| 1110 | JEF10 | 0 | |
| 1112 | JEF12 | 0 | |
| 1113 | JEF13 | 0 | |
| 1114 | JEF14 | 0 | |
| 1116 | JEF16 | 0 | |
| 1117 | JEF17 | 0 | |
| 1118 | JEF18,24 | 0 | |
| 1119 | JEF19,31 | 0 | |
| 1120 | JEF20 | 0 | |
| 1121 | JEF21 | 0 | |
| 1122 | JEF22 | 0 | |
| 1123 | JEF23,30 | 0 | |
| 1125 | JEF25 | 0 | |
| 1126 | JEF26 | 0 | |
| 1127 | JEF27 | 0 | |
| 1128 | JEF28 | 0 | |
| 1132 | JEF32 | 0 | |
| 1133 | JEF33 | 0 | |
| 1134 | JEF34,35,36 | 0 | |

=====

(CONSTITUTION)

VOTES PERCENT WITH 4 OF 4 REPORTING

U.S. REPRESENTATIVE DISTRICT 1
(Vote for) 1
01 = NO CANDIDATE FILED

0

01

| | | | |
|------|-------|---|--|
| 1112 | JEF12 | 0 | |
| 1113 | JEF13 | 0 | |
| 1114 | JEF14 | 0 | |
| 1117 | JEF17 | 0 | |

=====

(CONSTITUTION)

VOTES PERCENT WITH 23 OF 23 REPORTING

U.S. REPRESENTATIVE DISTRICT 2
(Vote for) 1
01 = NO CANDIDATE FILED

0

01

| | | | |
|------|-------------|---|--|
| 1101 | JEF1 | 0 | |
| 1102 | JEF2,37 | 0 | |
| 1103 | JEF3,4 | 0 | |
| 1105 | JEF5 | 0 | |
| 1106 | JEF6,29 | 0 | |
| 1107 | JEF7 | 0 | |
| 1108 | JEF8 | 0 | |
| 1109 | JEF9,11,15 | 0 | |
| 1110 | JEF10 | 0 | |
| 1116 | JEF16 | 0 | |
| 1118 | JEF18,24 | 0 | |
| 1119 | JEF19,31 | 0 | |
| 1120 | JEF20 | 0 | |
| 1121 | JEF21 | 0 | |
| 1122 | JEF22 | 0 | |
| 1123 | JEF23,30 | 0 | |
| 1125 | JEF25 | 0 | |
| 1126 | JEF26 | 0 | |
| 1127 | JEF27 | 0 | |
| 1128 | JEF28 | 0 | |
| 1132 | JEF32 | 0 | |
| 1133 | JEF33 | 0 | |
| 1134 | JEF34,35,36 | 0 | |

=====

(CONSTITUTION)

VOTES PERCENT WITH 27 OF 27 REPORTING

GOVERNOR
(Vote for) 1
01 = NO CANDIDATE FILED

0

01

| | | | |
|------|---------|---|--|
| 1101 | JEF1 | 0 | |
| 1102 | JEF2,37 | 0 | |
| 1103 | JEF3,4 | 0 | |
| 1105 | JEF5 | 0 | |

1106 JEF6,29 0
 1107 JEF7 0
 1108 JEF8 0
 1109 JEF9,11,15 0
 1110 JEF10 0
 1112 JEF12 0
 1113 JEF13 0
 1114 JEF14 0
 1116 JEF16 0
 1117 JEF17 0
 1118 JEF18,24 0
 1119 JEF19,31 0
 1120 JEF20 0
 1121 JEF21 0
 1122 JEF22 0
 1123 JEF23,30 0
 1125 JEF25 0
 1126 JEF26 0
 1127 JEF27 0
 1128 JEF28 0
 1132 JEF32 0
 1133 JEF33 0
 1134 JEF34,35,36 0

(CONSTITUTION)

WITH 27 OF 27 REPORTING
 VOTES PERCENT

LIEUTENANT GOVERNOR
 (Vote for) 1
 01 = NO CANDIDATE FILED 0

 01

1101 JEF1 0
 1102 JEF2,37 0
 1103 JEF3,4 0
 1105 JEF5 0
 1106 JEF6,29 0
 1107 JEF7 0
 1108 JEF8 0
 1109 JEF9,11,15 0
 1110 JEF10 0
 1112 JEF12 0
 1113 JEF13 0
 1114 JEF14 0
 1116 JEF16 0
 1117 JEF17 0
 1118 JEF18,24 0
 1119 JEF19,31 0
 1120 JEF20 0
 1121 JEF21 0
 1122 JEF22 0
 1123 JEF23,30 0
 1125 JEF25 0
 1126 JEF26 0
 1127 JEF27 0
 1128 JEF28 0
 1132 JEF32 0
 1133 JEF33 0
 1134 JEF34,35,36 0

(CONSTITUTION)

WITH 27 OF 27 REPORTING
 VOTES PERCENT

SECRETARY OF STATE
 (Vote for) 1
 01 = NO CANDIDATE FILED 0

 01

1101 JEF1 0
 1102 JEF2,37 0
 1103 JEF3,4 0
 1105 JEF5 0
 1106 JEF6,29 0
 1107 JEF7 0
 1108 JEF8 0
 1109 JEF9,11,15 0
 1110 JEF10 0
 1112 JEF12 0
 1113 JEF13 0
 1114 JEF14 0
 1116 JEF16 0
 1117 JEF17 0
 1118 JEF18,24 0
 1119 JEF19,31 0
 1120 JEF20 0
 1121 JEF21 0
 1122 JEF22 0
 1123 JEF23,30 0
 1125 JEF25 0
 1126 JEF26 0
 1127 JEF27 0
 1128 JEF28 0
 1132 JEF32 0
 1133 JEF33 0
 1134 JEF34,35,36 0

(CONSTITUTION)

WITH 27 OF 27 REPORTING
 VOTES PERCENT

STATE TREASURER
 (Vote for) 1
 01 = NO CANDIDATE FILED 0

 01

1101 JEF1 0
 1102 JEF2,37 0
 1103 JEF3,4 0
 1105 JEF5 0
 1106 JEF6,29 0
 1107 JEF7 0
 1108 JEF8 0
 1109 JEF9,11,15 0
 1110 JEF10 0
 1112 JEF12 0

1113 JEF13 0
 1114 JEF14 0
 1116 JEF16 0
 1117 JEF17 0
 1118 JEF18,24 0
 1119 JEF19,31 0
 1120 JEF20 0
 1121 JEF21 0
 1122 JEF22 0
 1123 JEF23,30 0
 1125 JEF25 0
 1126 JEF26 0
 1127 JEF27 0
 1128 JEF28 0
 1132 JEF32 0
 1133 JEF33 0
 1134 JEF34,35,36 0

(CONSTITUTION)

VOTES PERCENT WITH 27 OF 27 REPORTING

ATTORNEY GENERAL
 (Vote for) 1
 01 = NO CANDIDATE FILED 0

 01

1101 JEF1 0
 1102 JEF2,37 0
 1103 JEF3,4 0
 1105 JEF5 0
 1106 JEF6,29 0
 1107 JEF7 0
 1108 JEF8 0
 1109 JEF9,11,15 0
 1110 JEF10 0
 1112 JEF12 0
 1113 JEF13 0
 1114 JEF14 0
 1116 JEF16 0
 1117 JEF17 0
 1118 JEF18,24 0
 1119 JEF19,31 0
 1120 JEF20 0
 1121 JEF21 0
 1122 JEF22 0
 1123 JEF23,30 0
 1125 JEF25 0
 1126 JEF26 0
 1127 JEF27 0
 1128 JEF28 0
 1132 JEF32 0
 1133 JEF33 0
 1134 JEF34,35,36 0

(CONSTITUTION)

VOTES PERCENT WITH 19 OF 19 REPORTING

STATE SENATOR DISTRICT 1
 (Vote for) 1
 01 = NO CANDIDATE FILED 0

 01

1103 JEF3,4 0
 1105 JEF5 0
 1107 JEF7 0
 1110 JEF10 0
 1112 JEF12 0
 1113 JEF13 0
 1114 JEF14 0
 1116 JEF16 0
 1117 JEF17 0
 1118 JEF18,24 0
 1119 JEF19,31 0
 1120 JEF20 0
 1121 JEF21 0
 1122 JEF22 0
 1123 JEF23,30 0
 1125 JEF25 0
 1126 JEF26 0
 1127 JEF27 0
 1128 JEF28 0

(CONSTITUTION)

VOTES PERCENT WITH 4 OF 4 REPORTING

STATE SENATOR DISTRICT 15
 (Vote for) 1
 01 = NO CANDIDATE FILED 0

 01

1102 JEF2,37 0
 1132 JEF32 0
 1133 JEF33 0
 1134 JEF34,35,36 0

(CONSTITUTION)

VOTES PERCENT WITH 5 OF 5 REPORTING

STATE REPRESENTATIVE DISTRICT 83
 (Vote for) 1
 01 = NO CANDIDATE FILED 0

 01

1107 JEF7 0
 1112 JEF12 0
 1113 JEF13 0
 1122 JEF22 0
 1133 JEF33 0

(CONSTITUTION)

VOTES PERCENT WITH 7 OF 7 REPORTING

STATE REPRESENTATIVE DISTRICT 90

(Vote for) 1
01 = NO CANDIDATE FILED 0

01

1101 JEF1 0
1102 JEF2,37 0
1103 JEF3,4 0
1117 JEF17 0
1126 JEF26 0
1132 JEF32 0
1134 JEF34,35,36 0

(CONSTITUTION)

VOTES PERCENT WITH 14 OF 14 REPORTING

STATE REPRESENTATIVE DISTRICT 91
(Vote for) 1
01 = NO CANDIDATE FILED

01

1106 JEF6,29 0
1108 JEF8 0
1109 JEF9,11,15 0
1110 JEF10 0
1114 JEF14 0
1116 JEF16 0
1118 JEF18,24 0
1119 JEF19,31 0
1120 JEF20 0
1121 JEF21 0
1123 JEF23,30 0
1125 JEF25 0
1127 JEF27 0
1128 JEF28 0

(CONSTITUTION)

VOTES PERCENT WITH 1 OF 1 REPORTING

STATE REPRESENTATIVE DISTRICT 92
(Vote for) 1
01 = NO CANDIDATE FILED

01

1105 JEF5 0

(CONSTITUTION)

VOTES PERCENT WITH 27 OF 27 REPORTING

COMMITTEEMAN JEFFERSON TOWNSHIP
(Vote for) 1
01 = NO CANDIDATE FILED
02 = *SEE OFFICIAL WRITE-IN REPORT

01 02

1101 JEF1 0 0
1102 JEF2,37 0 0
1103 JEF3,4 0 0
1105 JEF5 0 0
1106 JEF6,29 0 0
1107 JEF7 0 0
1108 JEF8 0 0
1109 JEF9,11,15 0 0
1110 JEF10 0 0
1112 JEF12 0 0
1113 JEF13 0 0
1114 JEF14 0 0
1116 JEF16 0 0
1117 JEF17 0 0
1118 JEF18,24 0 0
1119 JEF19,31 0 0
1120 JEF20 0 0
1121 JEF21 0 0
1122 JEF22 0 0
1123 JEF23,30 0 0
1125 JEF25 0 0
1126 JEF26 0 0
1127 JEF27 0 0
1128 JEF28 0 0
1132 JEF32 0 0
1133 JEF33 0 0
1134 JEF34,35,36 0 0

(CONSTITUTION)

VOTES PERCENT WITH 27 OF 27 REPORTING

COMMITTEEWOMAN JEFFERSON TOWNSHIP
(Vote for) 1
01 = NO CANDIDATE FILED
02 = *SEE OFFICIAL WRITE-IN REPORT

01 02

1101 JEF1 0 0
1102 JEF2,37 0 0
1103 JEF3,4 0 0
1105 JEF5 0 0
1106 JEF6,29 0 0
1107 JEF7 0 0
1108 JEF8 0 0
1109 JEF9,11,15 0 0
1110 JEF10 0 0
1112 JEF12 0 0
1113 JEF13 0 0
1114 JEF14 0 0
1116 JEF16 0 0
1117 JEF17 0 0
1118 JEF18,24 0 0
1119 JEF19,31 0 0
1120 JEF20 0 0
1121 JEF21 0 0
1122 JEF22 0 0
1123 JEF23,30 0 0
1125 JEF25 0 0

| | | |
|--------------------|---|---|
| 1126 JEF26 | 0 | 0 |
| 1127 JEF27 | 0 | 0 |
| 1128 JEF28 | 0 | 0 |
| 1132 JEF32 | 0 | 0 |
| 1133 JEF33 | 0 | 0 |
| 1134 JEF34, 35, 36 | 0 | 0 |

(NONPARTISAN)

VOTES PERCENT

WITH 4 OF 4 REPORTING

GLENDALÉ - PROPOSITION S

BONDS-FIRE STATION & CITY HALL IMPROV (57.15% NEEDED)

| | | |
|---------------|-------|-------|
| (Vote for) 1 | | |
| 01 = YES | 1,637 | 77.80 |
| 02 = NO | 467 | 22.20 |

01 02

| | | |
|--------------------|-----|-----|
| 1102 JEF2,37 | 544 | 138 |
| 1132 JEF32 | 539 | 162 |
| 1133 JEF33 | 27 | 6 |
| 1134 JEF34, 35, 36 | 527 | 161 |

(NONPARTISAN)

VOTES PERCENT

WITH 4 OF 4 REPORTING

GLENDALÉ - PROPOSITION F

SALES TAX - FIRE SERVICES

| | | |
|---------------|-------|-------|
| (Vote for) 1 | | |
| 01 = YES | 1,734 | 82.45 |
| 02 = NO | 369 | 17.55 |

01 02

| | | |
|--------------------|-----|-----|
| 1102 JEF2,37 | 570 | 111 |
| 1132 JEF32 | 577 | 124 |
| 1133 JEF33 | 24 | 9 |
| 1134 JEF34, 35, 36 | 563 | 125 |

WE, THE BOARD OF ELECTION COMMISSIONERS OF ST. LOUIS COUNTY, MISSOURI, ACTING AS THE VERIFICATION BOARD PURSUANT TO SECTION 115.507, RSMO, HEREBY CERTIFY THE FOREGOING TO BE A TRUE AND CORRECT ABSTRACT OF VOTES CAST FOR THE CANDIDATES AND ISSUES AT THE PRIMARY ELECTION HELD IN ST. LOUIS COUNTY, MISSOURI, ON AUGUST 2, 2016. IN TESTIMONY WHEREOF, WE HAVE HEREUNTO SET OUR HAND AT OUR OFFICE IN MAPLEWOOD, ST. LOUIS COUNTY, MISSOURI, ON AUGUST 16, 2016.

Richard H. Kellett
RICHARD H. KELLETT, CHAIRMAN

John W. Maupin
JOHN W. MAUPIN, SECRETARY

Trudi McCollum Foushee
TRUDI MCCOLLUM FOUSHEE, COMMISSIONER

John P. King
JOHN P. KING, COMMISSIONER



RUN DATE:08/15/16 12:31 PM

WITH 28 OF 28 PRECINCTS REPORTING

01 = REGISTERED VOTERS - TOTAL
02 = BALLOTS CAST - TOTAL
03 = BALLOTS CAST - DEMOCRATIC
04 = BALLOTS CAST - REPUBLICAN

TOTAL PERCENT
26,672
7,682
1,897 24.69
5,760 74.98

05 = BALLOTS CAST - LIBERTARIAN
06 = BALLOTS CAST - CONSTITUTION
07 = BALLOTS CAST - NONPARTISAN
08 = VOTER TURNOUT - TOTAL

TOTAL PERCENT
21 .27
4 .05
0
28.80

Table with 8 columns (01-08) and 28 rows of precinct data (LAF1-LAF46) showing counts for various categories.

(DEMOCRATIC)

WITH 28 OF 28 REPORTING

U.S. SENATE

VOTES PERCENT

VOTES PERCENT

(Vote for) 1
01 = CHIEF WANA DUBIE
02 = CORI BUSH

03 = JASON KANDER
04 = ROBERT MACK

1,463 80.34
80 4.39

Table with 4 columns (01-04) and 28 rows of precinct data showing counts for U.S. Senate candidates.

(DEMOCRATIC)

WITH 28 OF 28 REPORTING

U.S. REPRESENTATIVE DISTRICT 2

VOTES PERCENT

(Vote for) 1
01 = BILL OTTO

1,660 100.00

Table with 1 column (01) and 28 rows of precinct data showing counts for U.S. Representative District 2.

| | | | | | | WITH 28 OF 28 REPORTING | | | |
|----------------------------------|----------------|-------|---------|-------------------------|----|-------------------------|---------|--|--|
| (DEMOCRATIC) | | VOTES | PERCENT | | | VOTES | PERCENT | | |
| GOVERNOR | | | | | | | | | |
| (Vote for) 1 | | | | | | | | | |
| 01 = LEONARD JOSEPH STEINMAN, II | | 53 | 2.86 | 03 = ERIC MORRISON | | 98 | 5.28 | | |
| 02 = CHRIS KOSTER | | 1,641 | 88.46 | 04 = CHARLES B. WHEELER | | 63 | 3.40 | | |
| | | 01 | 02 | 03 | 04 | | | | |
| 1201 | LAF1 | 0 | 16 | 2 | 0 | | | | |
| 1202 | LAF2 | 6 | 107 | 6 | 4 | | | | |
| 1203 | LAF3,22 | 0 | 6 | 0 | 1 | | | | |
| 1204 | LAF4,8,11,15 | 6 | 182 | 13 | 8 | | | | |
| 1205 | LAF5,48 | 2 | 92 | 5 | 4 | | | | |
| 1206 | LAF6,16 | 5 | 83 | 1 | 6 | | | | |
| 1207 | LAF7,28,34 | 2 | 52 | 0 | 2 | | | | |
| 1209 | LAF9 | 3 | 75 | 3 | 6 | | | | |
| 1210 | LAF10 | 0 | 5 | 1 | 0 | | | | |
| 1212 | LAF12 | 2 | 51 | 3 | 0 | | | | |
| 1213 | LAF13,38 | 4 | 63 | 8 | 6 | | | | |
| 1214 | LAF14,33 | 3 | 80 | 5 | 4 | | | | |
| 1217 | LAF17,18 | 3 | 102 | 7 | 0 | | | | |
| 1219 | LAF19,23,24 | 4 | 116 | 6 | 7 | | | | |
| 1220 | LAF20,21 | 0 | 14 | 0 | 0 | | | | |
| 1225 | LAF25 | 1 | 99 | 5 | 5 | | | | |
| 1226 | LAF26 | 0 | 7 | 1 | 0 | | | | |
| 1227 | LAF27 | 1 | 22 | 0 | 0 | | | | |
| 1229 | LAF29 | 1 | 66 | 7 | 2 | | | | |
| 1230 | LAF30 | 1 | 67 | 7 | 1 | | | | |
| 1231 | LAF31,32 | 3 | 117 | 8 | 2 | | | | |
| 1235 | LAF35,39 | 3 | 82 | 0 | 2 | | | | |
| 1236 | LAF36 | 1 | 31 | 0 | 0 | | | | |
| 1237 | LAF37,40,41,47 | 1 | 79 | 4 | 3 | | | | |
| 1242 | LAF42 | 0 | 8 | 3 | 0 | | | | |
| 1243 | LAF43 | 0 | 8 | 0 | 0 | | | | |
| 1244 | LAF44,45 | 1 | 10 | 3 | 0 | | | | |
| 1246 | LAF46 | 0 | 1 | 0 | 0 | | | | |

| | | | | | | WITH 28 OF 28 REPORTING | | | |
|---------------------|----------------|-------|---------|--------------------------|--|-------------------------|---------|--|--|
| (DEMOCRATIC) | | VOTES | PERCENT | | | VOTES | PERCENT | | |
| LIEUTENANT GOVERNOR | | | | | | | | | |
| (Vote for) 1 | | | | | | | | | |
| 01 = WINSTON APPLE | | 162 | 8.84 | 03 = TOMMIE PIERSON, SR. | | 116 | 6.33 | | |
| 02 = RUSS CARNAHAN | | 1,554 | 84.83 | | | | | | |
| | | 01 | 02 | 03 | | | | | |
| 1201 | LAF1 | 1 | 16 | 1 | | | | | |
| 1202 | LAF2 | 15 | 96 | 10 | | | | | |
| 1203 | LAF3,22 | 1 | 6 | 0 | | | | | |
| 1204 | LAF4,8,11,15 | 24 | 169 | 17 | | | | | |
| 1205 | LAF5,48 | 7 | 92 | 5 | | | | | |
| 1206 | LAF6,16 | 10 | 78 | 3 | | | | | |
| 1207 | LAF7,28,34 | 7 | 42 | 5 | | | | | |
| 1209 | LAF9 | 5 | 75 | 3 | | | | | |
| 1210 | LAF10 | 0 | 4 | 2 | | | | | |
| 1212 | LAF12 | 3 | 45 | 6 | | | | | |
| 1213 | LAF13,38 | 12 | 64 | 4 | | | | | |
| 1214 | LAF14,33 | 4 | 85 | 4 | | | | | |
| 1217 | LAF17,18 | 3 | 103 | 5 | | | | | |
| 1219 | LAF19,23,24 | 14 | 106 | 12 | | | | | |
| 1220 | LAF20,21 | 1 | 12 | 1 | | | | | |
| 1225 | LAF25 | 11 | 89 | 7 | | | | | |
| 1226 | LAF26 | 1 | 5 | 1 | | | | | |
| 1227 | LAF27 | 2 | 19 | 2 | | | | | |
| 1229 | LAF29 | 6 | 63 | 4 | | | | | |
| 1230 | LAF30 | 7 | 68 | 2 | | | | | |
| 1231 | LAF31,32 | 10 | 105 | 13 | | | | | |
| 1235 | LAF35,39 | 10 | 72 | 3 | | | | | |
| 1236 | LAF36 | 1 | 27 | 2 | | | | | |
| 1237 | LAF37,40,41,47 | 5 | 81 | 3 | | | | | |
| 1242 | LAF42 | 0 | 10 | 1 | | | | | |
| 1243 | LAF43 | 2 | 6 | 0 | | | | | |
| 1244 | LAF44,45 | 0 | 14 | 0 | | | | | |
| 1246 | LAF46 | 0 | 2 | 0 | | | | | |

| | | | | | | WITH 28 OF 28 REPORTING | | | |
|-------------------------|----------------|-------|---------|--------------------|--|-------------------------|---------|--|--|
| (DEMOCRATIC) | | VOTES | PERCENT | | | VOTES | PERCENT | | |
| SECRETARY OF STATE | | | | | | | | | |
| (Vote for) 1 | | | | | | | | | |
| 01 = BILL CLINTON YOUNG | | 206 | 11.50 | 03 = MD RABBI ALAM | | 142 | 7.92 | | |
| 02 = ROBIN SMITH | | 1,444 | 80.58 | | | | | | |
| | | 01 | 02 | 03 | | | | | |
| 1201 | LAF1 | 1 | 10 | 5 | | | | | |
| 1202 | LAF2 | 11 | 103 | 6 | | | | | |
| 1203 | LAF3,22 | 0 | 5 | 2 | | | | | |
| 1204 | LAF4,8,11,15 | 18 | 174 | 13 | | | | | |
| 1205 | LAF5,48 | 11 | 80 | 11 | | | | | |
| 1206 | LAF6,16 | 6 | 74 | 10 | | | | | |
| 1207 | LAF7,28,34 | 3 | 52 | 1 | | | | | |
| 1209 | LAF9 | 15 | 57 | 10 | | | | | |
| 1210 | LAF10 | 1 | 4 | 1 | | | | | |
| 1212 | LAF12 | 4 | 45 | 4 | | | | | |
| 1213 | LAF13,38 | 19 | 54 | 9 | | | | | |
| 1214 | LAF14,33 | 4 | 83 | 4 | | | | | |
| 1217 | LAF17,18 | 18 | 82 | 8 | | | | | |
| 1219 | LAF19,23,24 | 15 | 102 | 14 | | | | | |
| 1220 | LAF20,21 | 3 | 10 | 1 | | | | | |
| 1225 | LAF25 | 12 | 84 | 6 | | | | | |
| 1226 | LAF26 | 2 | 4 | 1 | | | | | |
| 1227 | LAF27 | 4 | 17 | 2 | | | | | |
| 1229 | LAF29 | 11 | 47 | 14 | | | | | |
| 1230 | LAF30 | 4 | 66 | 3 | | | | | |
| 1231 | LAF31,32 | 9 | 109 | 3 | | | | | |
| 1235 | LAF35,39 | 14 | 60 | 6 | | | | | |
| 1236 | LAF36 | 6 | 22 | 3 | | | | | |
| 1237 | LAF37,40,41,47 | 10 | 74 | 4 | | | | | |
| 1242 | LAF42 | 1 | 9 | 0 | | | | | |
| 1243 | LAF43 | 2 | 5 | 1 | | | | | |

1244 LAF44,45 2 11 0
 1246 LAF46 0 1 0

(DEMOCRATIC)

VOTES PERCENT

WITH 28 OF 28 REPORTING

STATE TREASURER
 (Vote for) 1
 01 = PAT CONTRERAS
 02 = JUDY BAKER

870 50.52
 852 49.48

 01 02

1201 LAF1 9 5
 1202 LAF2 59 53
 1203 LAF3,22 4 3
 1204 LAF4,8,11,15 84 110
 1205 LAF5,48 41 57
 1206 LAF6,16 48 39
 1207 LAF7,28,34 35 21
 1209 LAF9 46 31
 1210 LAF10 2 4
 1212 LAF12 26 25
 1213 LAF13,38 43 38
 1214 LAF14,33 45 43
 1217 LAF17,18 51 56
 1219 LAF19,23,24 57 69
 1220 LAF20,21 7 6
 1225 LAF25 48 46
 1226 LAF26 1 6
 1227 LAF27 12 10
 1229 LAF29 35 33
 1230 LAF30 34 38
 1231 LAF31,32 64 51
 1235 LAF35,39 41 41
 1236 LAF36 18 13
 1237 LAF37,40,41,47 44 39
 1242 LAF42 4 5
 1243 LAF43 3 5
 1244 LAF44,45 8 5
 1246 LAF46 1 0

(DEMOCRATIC)

VOTES PERCENT

WITH 28 OF 28 REPORTING

ATTORNEY GENERAL
 (Vote for) 1
 01 = JAKE ZIMMERMAN
 02 = TERESA HENSLEY

1,186 64.77
 645 35.23

 01 02

1201 LAF1 12 5
 1202 LAF2 75 47
 1203 LAF3,22 5 2
 1204 LAF4,8,11,15 132 73
 1205 LAF5,48 68 35
 1206 LAF6,16 57 37
 1207 LAF7,28,34 40 17
 1209 LAF9 58 27
 1210 LAF10 5 1
 1212 LAF12 37 16
 1213 LAF13,38 51 30
 1214 LAF14,33 63 29
 1217 LAF17,18 72 38
 1219 LAF19,23,24 78 55
 1220 LAF20,21 12 2
 1225 LAF25 63 41
 1226 LAF26 3 4
 1227 LAF27 13 10
 1229 LAF29 54 20
 1230 LAF30 52 26
 1231 LAF31,32 78 48
 1235 LAF35,39 61 27
 1236 LAF36 19 13
 1237 LAF37,40,41,47 59 29
 1242 LAF42 7 3
 1243 LAF43 5 3
 1244 LAF44,45 6 7
 1246 LAF46 1 0

(DEMOCRATIC)

VOTES PERCENT

WITH 10 OF 10 REPORTING

STATE SENATOR DISTRICT 15
 (Vote for) 1
 01 = MARK G. BOYKO
 02 = STEPHEN EAGLETON

264 37.39
 442 62.61

 01 02

1209 LAF9 27 53
 1213 LAF13,38 30 48
 1217 LAF17,18 40 63
 1219 LAF19,23,24 53 74
 1225 LAF25 38 61
 1227 LAF27 5 18
 1235 LAF35,39 25 53
 1236 LAF36 8 22
 1237 LAF37,40,41,47 35 43
 1242 LAF42 3 7

(DEMOCRATIC)

VOTES PERCENT

WITH 2 OF 2 REPORTING

STATE REPRESENTATIVE DISTRICT 89
 (Vote for) 1
 01 = JACK SCHILLIGO

12 100.00

 01

1220 LAF20,21 11
 1246 LAF46 1

(DEMOCRATIC)

VOTES PERCENT

WITH 2 OF 2 REPORTING

STATE REPRESENTATIVE DISTRICT 99
 (Vote for) 1
 01 = WILLIAM H. (BILL) PINKSTON 110 100.00

 01

 1202 LAF2 103
 1203 LAF3,22 7

(DEMOCRATIC)

VOTES PERCENT WITH 21 OF 21 REPORTING

STATE REPRESENTATIVE DISTRICT 100
 (Vote for) 1
 01 = NO CANDIDATE FILED

0

 01

 1204 LAF4,8,11,15 0
 1205 LAF5,48 0
 1206 LAF6,16 0
 1207 LAF7,28,34 0
 1209 LAF9 0
 1210 LAF10 0
 1212 LAF12 0
 1213 LAF13,38 0
 1214 LAF14,33 0
 1217 LAF17,18 0
 1219 LAF19,23,24 0
 1225 LAF25 0
 1226 LAF26 0
 1229 LAF29 0
 1230 LAF30 0
 1231 LAF31,32 0
 1235 LAF35,39 0
 1236 LAF36 0
 1237 LAF37,40,41,47 0
 1242 LAF42 0
 1244 LAF44,45 0

(DEMOCRATIC)

VOTES PERCENT WITH 3 OF 3 REPORTING

STATE REPRESENTATIVE DISTRICT 101
 (Vote for) 1
 01 = DENNIS LAVALLEE

41 100.00

 01

 1201 LAF1 13
 1227 LAF27 21
 1243 LAF43 7

(DEMOCRATIC)

VOTES PERCENT WITH 28 OF 28 REPORTING

COMMITTEEMAN LAFAYETTE TOWNSHIP
 (Vote for) 1
 01 = ROBERT M. LEVINE
 02 = INVALID WRITE-IN

1,437 98.56
 21 1.44

 01 02

 1201 LAF1 10 0
 1202 LAF2 103 2
 1203 LAF3,22 7 0
 1204 LAF4,8,11,15 151 3
 1205 LAF5,48 86 0
 1206 LAF6,16 69 1
 1207 LAF7,28,34 40 3
 1209 LAF9 64 0
 1210 LAF10 4 1
 1212 LAF12 43 1
 1213 LAF13,38 71 0
 1214 LAF14,33 73 1
 1217 LAF17,18 89 1
 1219 LAF19,23,24 112 1
 1220 LAF20,21 13 0
 1225 LAF25 81 2
 1226 LAF26 6 0
 1227 LAF27 20 0
 1229 LAF29 58 0
 1230 LAF30 57 1
 1231 LAF31,32 96 3
 1235 LAF35,39 70 1
 1236 LAF36 25 0
 1237 LAF37,40,41,47 65 0
 1242 LAF42 6 0
 1243 LAF43 7 0
 1244 LAF44,45 10 0
 1246 LAF46 1 0

(DEMOCRATIC)

VOTES PERCENT WITH 28 OF 28 REPORTING

COMMITTEEWOMAN LAFAYETTE TOWNSHIP
 (Vote for) 1
 01 = NO CANDIDATE FILED
 02 = *SEE OFFICIAL WRITE-IN REPORT

0
 105 100.00

 01 02

 1201 LAF1 0 2
 1202 LAF2 0 6
 1203 LAF3,22 0 0
 1204 LAF4,8,11,15 0 15
 1205 LAF5,48 0 6
 1206 LAF6,16 0 3
 1207 LAF7,28,34 0 5
 1209 LAF9 0 4
 1210 LAF10 0 1
 1212 LAF12 0 3
 1213 LAF13,38 0 6
 1214 LAF14,33 0 3
 1217 LAF17,18 0 2
 1219 LAF19,23,24 0 6
 1220 LAF20,21 0 1

1225 LAF25 0 7
 1226 LAF26 0 1
 1227 LAF27 0 1
 1229 LAF29 0 7
 1230 LAF30 0 2
 1231 LAF31,32 0 11
 1235 LAF35,39 0 5
 1236 LAF36 0 0
 1237 LAF37,40,41,47 0 6
 1242 LAF42 0 1
 1243 LAF43 0 0
 1244 LAF44,45 0 1
 1246 LAF46 0 0

(REPUBLICAN)

VOTES PERCENT

WITH 28 OF 28 REPORTING

VOTES PERCENT

U.S. SENATE
 (Vote for) 1
 01 = ROY BLUNT
 02 = KRISTI NICHOLS

4,510 80.74
 786 14.07

03 = BERNIE MOWINSKI
 04 = RYAN D. LUETHY

132 2.36
 158 2.83

| | 01 | 02 | 03 | 04 |
|---------------------|-----|----|----|----|
| 1201 LAF1 | 28 | 11 | 3 | 0 |
| 1202 LAF2 | 221 | 43 | 6 | 6 |
| 1203 LAF3,22 | 15 | 2 | 0 | 1 |
| 1204 LAF4,8,11,15 | 544 | 85 | 15 | 26 |
| 1205 LAF5,48 | 239 | 50 | 7 | 3 |
| 1206 LAF6,16 | 221 | 45 | 12 | 8 |
| 1207 LAF7,28,34 | 219 | 21 | 4 | 4 |
| 1209 LAF9 | 217 | 40 | 16 | 6 |
| 1210 LAF10 | 27 | 4 | 0 | 0 |
| 1212 LAF12 | 71 | 18 | 1 | 5 |
| 1213 LAF13,38 | 124 | 33 | 4 | 6 |
| 1214 LAF14,33 | 232 | 45 | 3 | 11 |
| 1217 LAF17,18 | 258 | 58 | 10 | 8 |
| 1219 LAF19,23,24 | 263 | 38 | 12 | 14 |
| 1220 LAF20,21 | 18 | 4 | 0 | 2 |
| 1225 LAF25 | 275 | 40 | 7 | 12 |
| 1226 LAF26 | 31 | 5 | 2 | 1 |
| 1227 LAF27 | 52 | 12 | 0 | 3 |
| 1229 LAF29 | 173 | 28 | 6 | 6 |
| 1230 LAF30 | 145 | 30 | 4 | 5 |
| 1231 LAF31,32 | 353 | 50 | 4 | 5 |
| 1235 LAF35,39 | 240 | 43 | 7 | 7 |
| 1236 LAF36 | 86 | 10 | 2 | 3 |
| 1237 LAF37,40,41,47 | 357 | 57 | 6 | 13 |
| 1242 LAF42 | 29 | 5 | 0 | 2 |
| 1243 LAF43 | 45 | 8 | 1 | 1 |
| 1244 LAF44,45 | 24 | 1 | 0 | 0 |
| 1246 LAF46 | 3 | 0 | 0 | 0 |

(REPUBLICAN)

VOTES PERCENT

WITH 28 OF 28 REPORTING

VOTES PERCENT

U.S. REPRESENTATIVE DISTRICT 2
 (Vote for) 1
 01 = ANN WAGNER
 02 = GREG SEARS

4,679 83.72
 910 16.28

| | 01 | 02 |
|---------------------|-----|-----|
| 1201 LAF1 | 37 | 6 |
| 1202 LAF2 | 239 | 36 |
| 1203 LAF3,22 | 14 | 4 |
| 1204 LAF4,8,11,15 | 567 | 105 |
| 1205 LAF5,48 | 250 | 50 |
| 1206 LAF6,16 | 231 | 56 |
| 1207 LAF7,28,34 | 212 | 37 |
| 1209 LAF9 | 223 | 59 |
| 1210 LAF10 | 31 | 1 |
| 1212 LAF12 | 77 | 19 |
| 1213 LAF13,38 | 145 | 27 |
| 1214 LAF14,33 | 234 | 57 |
| 1217 LAF17,18 | 277 | 56 |
| 1219 LAF19,23,24 | 270 | 59 |
| 1220 LAF20,21 | 17 | 5 |
| 1225 LAF25 | 298 | 37 |
| 1226 LAF26 | 33 | 5 |
| 1227 LAF27 | 51 | 16 |
| 1229 LAF29 | 174 | 39 |
| 1230 LAF30 | 151 | 32 |
| 1231 LAF31,32 | 353 | 56 |
| 1235 LAF35,39 | 250 | 44 |
| 1236 LAF36 | 83 | 18 |
| 1237 LAF37,40,41,47 | 363 | 66 |
| 1242 LAF42 | 30 | 6 |
| 1243 LAF43 | 49 | 5 |
| 1244 LAF44,45 | 19 | 7 |
| 1246 LAF46 | 1 | 2 |

(REPUBLICAN)

VOTES PERCENT

WITH 28 OF 28 REPORTING

VOTES PERCENT

GOVERNOR
 (Vote for) 1
 01 = CATHERINE HANAWAY
 02 = ERIC GREITENS

1,563 27.26
 1,687 29.43

03 = JOHN BRUNNER
 04 = PETER D. KINDER

1,425 24.86
 1,058 18.45

| | 01 | 02 | 03 | 04 |
|-------------------|-----|-----|-----|-----|
| 1201 LAF1 | 14 | 10 | 14 | 6 |
| 1202 LAF2 | 75 | 86 | 67 | 52 |
| 1203 LAF3,22 | 7 | 6 | 0 | 5 |
| 1204 LAF4,8,11,15 | 197 | 195 | 192 | 104 |
| 1205 LAF5,48 | 87 | 81 | 70 | 67 |
| 1206 LAF6,16 | 85 | 92 | 82 | 40 |
| 1207 LAF7,28,34 | 76 | 74 | 59 | 49 |
| 1209 LAF9 | 77 | 76 | 58 | 77 |
| 1210 LAF10 | 4 | 9 | 15 | 4 |
| 1212 LAF12 | 26 | 31 | 26 | 15 |
| 1213 LAF13,38 | 37 | 59 | 32 | 45 |
| 1214 LAF14,33 | 65 | 103 | 86 | 44 |
| 1217 LAF17,18 | 120 | 95 | 67 | 62 |
| 1219 LAF19,23,24 | 91 | 94 | 88 | 64 |
| 1220 LAF20,21 | 10 | 6 | 6 | 4 |

| | | | | | |
|------|-------------------|-----|-----|-----|----|
| 1225 | LAF25 | 104 | 91 | 81 | 64 |
| 1226 | LAF26 | 7 | 14 | 13 | 6 |
| 1227 | LAF27 | 18 | 14 | 16 | 18 |
| 1229 | LAF29 | 60 | 66 | 48 | 48 |
| 1230 | LAF30 | 42 | 54 | 50 | 39 |
| 1231 | LAF31, 32 | 114 | 134 | 107 | 61 |
| 1235 | LAF35, 39 | 64 | 105 | 71 | 64 |
| 1236 | LAF36 | 22 | 29 | 30 | 22 |
| 1237 | LAF37, 40, 41, 47 | 129 | 119 | 124 | 74 |
| 1242 | LAF42 | 5 | 11 | 9 | 13 |
| 1243 | LAF43 | 19 | 22 | 9 | 6 |
| 1244 | LAF44, 45 | 8 | 9 | 4 | 5 |
| 1246 | LAF46 | 0 | 2 | 1 | 0 |

(REPUBLICAN)

| | | VOTES | PERCENT | WITH 28 OF 28 | REPORTING | VOTES | PERCENT |
|--------------------------|--|-------|---------|------------------|-----------|-------|---------|
| LIEUTENANT GOVERNOR | | | | | | | |
| (Vote for) 1 | | | | | | | |
| 01 = ARNIE C. AC DIENOFF | | 246 | 4.59 | | | | |
| 02 = BEV RANDLES | | 2,630 | 49.05 | 03 = MIKE PARSON | | 2,486 | 46.36 |

01 02 03

| | | | | | |
|------|-------------------|----|-----|-----|--|
| 1201 | LAF1 | 1 | 21 | 21 | |
| 1202 | LAF2 | 17 | 138 | 108 | |
| 1203 | LAF3, 22 | 0 | 12 | 5 | |
| 1204 | LAF4, 8, 11, 15 | 27 | 321 | 293 | |
| 1205 | LAF5, 48 | 13 | 120 | 148 | |
| 1206 | LAF6, 16 | 18 | 120 | 131 | |
| 1207 | LAF7, 28, 34 | 6 | 124 | 107 | |
| 1209 | LAF9 | 16 | 110 | 139 | |
| 1210 | LAF10 | 0 | 18 | 14 | |
| 1212 | LAF12 | 3 | 51 | 36 | |
| 1213 | LAF13, 38 | 12 | 79 | 76 | |
| 1214 | LAF14, 33 | 14 | 154 | 122 | |
| 1217 | LAF17, 18 | 13 | 165 | 145 | |
| 1219 | LAF19, 23, 24 | 6 | 168 | 143 | |
| 1220 | LAF20, 21 | 2 | 11 | 7 | |
| 1225 | LAF25 | 13 | 159 | 140 | |
| 1226 | LAF26 | 1 | 20 | 16 | |
| 1227 | LAF27 | 3 | 30 | 31 | |
| 1229 | LAF29 | 10 | 98 | 98 | |
| 1230 | LAF30 | 12 | 88 | 78 | |
| 1231 | LAF31, 32 | 11 | 197 | 179 | |
| 1235 | LAF35, 39 | 14 | 124 | 150 | |
| 1236 | LAF36 | 6 | 48 | 43 | |
| 1237 | LAF37, 40, 41, 47 | 19 | 199 | 201 | |
| 1242 | LAF42 | 2 | 17 | 18 | |
| 1243 | LAF43 | 5 | 22 | 26 | |
| 1244 | LAF44, 45 | 2 | 13 | 11 | |
| 1246 | LAF46 | 0 | 3 | 0 | |

(REPUBLICAN)

| | | VOTES | PERCENT | WITH 28 OF 28 | REPORTING | VOTES | PERCENT |
|--------------------------|--|-------|---------|----------------|-----------|-------|---------|
| SECRETARY OF STATE | | | | | | | |
| (Vote for) 1 | | | | | | | |
| 01 = WILL KRAUS | | 1,647 | 30.01 | | | | |
| 02 = JOHN (JAY) ASHCROFT | | 3,609 | 65.76 | 03 = ROI CHINN | | 232 | 4.23 |

01 02 03

| | | | | | |
|------|-------------------|-----|-----|----|--|
| 1201 | LAF1 | 14 | 22 | 4 | |
| 1202 | LAF2 | 68 | 188 | 12 | |
| 1203 | LAF3, 22 | 3 | 14 | 0 | |
| 1204 | LAF4, 8, 11, 15 | 208 | 421 | 32 | |
| 1205 | LAF5, 48 | 78 | 199 | 16 | |
| 1206 | LAF6, 16 | 83 | 184 | 9 | |
| 1207 | LAF7, 28, 34 | 62 | 179 | 3 | |
| 1209 | LAF9 | 90 | 176 | 10 | |
| 1210 | LAF10 | 12 | 18 | 0 | |
| 1212 | LAF12 | 36 | 58 | 1 | |
| 1213 | LAF13, 38 | 53 | 104 | 10 | |
| 1214 | LAF14, 33 | 79 | 192 | 18 | |
| 1217 | LAF17, 18 | 97 | 210 | 16 | |
| 1219 | LAF19, 23, 24 | 103 | 206 | 14 | |
| 1220 | LAF20, 21 | 6 | 15 | 2 | |
| 1225 | LAF25 | 99 | 220 | 11 | |
| 1226 | LAF26 | 14 | 25 | 0 | |
| 1227 | LAF27 | 21 | 42 | 2 | |
| 1229 | LAF29 | 68 | 135 | 7 | |
| 1230 | LAF30 | 63 | 107 | 10 | |
| 1231 | LAF31, 32 | 125 | 260 | 14 | |
| 1235 | LAF35, 39 | 99 | 185 | 10 | |
| 1236 | LAF36 | 21 | 77 | 3 | |
| 1237 | LAF37, 40, 41, 47 | 112 | 294 | 21 | |
| 1242 | LAF42 | 13 | 22 | 0 | |
| 1243 | LAF43 | 12 | 38 | 4 | |
| 1244 | LAF44, 45 | 8 | 16 | 2 | |
| 1246 | LAF46 | 0 | 2 | 1 | |

(REPUBLICAN)

| | | VOTES | PERCENT | WITH 28 OF 28 | REPORTING |
|-------------------|--|-------|---------|---------------|-----------|
| STATE TREASURER | | | | | |
| (Vote for) 1 | | | | | |
| 01 = ERIC SCHMITT | | 5,014 | 100.00 | | |

01

| | | | | | |
|------|-----------------|-----|--|--|--|
| 1201 | LAF1 | 34 | | | |
| 1202 | LAF2 | 249 | | | |
| 1203 | LAF3, 22 | 15 | | | |
| 1204 | LAF4, 8, 11, 15 | 601 | | | |
| 1205 | LAF5, 48 | 272 | | | |
| 1206 | LAF6, 16 | 255 | | | |
| 1207 | LAF7, 28, 34 | 231 | | | |
| 1209 | LAF9 | 250 | | | |
| 1210 | LAF10 | 30 | | | |
| 1212 | LAF12 | 84 | | | |
| 1213 | LAF13, 38 | 157 | | | |
| 1214 | LAF14, 33 | 256 | | | |
| 1217 | LAF17, 18 | 310 | | | |
| 1219 | LAF19, 23, 24 | 286 | | | |
| 1220 | LAF20, 21 | 19 | | | |
| 1225 | LAF25 | 300 | | | |

| | | |
|------|-------------------|-----|
| 1226 | LAF26 | 34 |
| 1227 | LAF27 | 57 |
| 1229 | LAF29 | 194 |
| 1230 | LAF30 | 153 |
| 1231 | LAF31, 32 | 359 |
| 1235 | LAF35, 39 | 259 |
| 1236 | LAF36 | 94 |
| 1237 | LAF37, 40, 41, 47 | 406 |
| 1242 | LAF42 | 32 |
| 1243 | LAF43 | 50 |
| 1244 | LAF44, 45 | 24 |
| 1246 | LAF46 | 3 |

(REPUBLICAN)

VOTES PERCENT WITH 28 OF 28 REPORTING

ATTORNEY GENERAL
 (Vote for) 1
 01 = JOSH HAWLEY 4,172 75.76
 02 = KURT SCHAEFER 1,335 24.24

 01 02

| | | | |
|------|-------------------|-----|-----|
| 1201 | LAF1 | 26 | 13 |
| 1202 | LAF2 | 213 | 55 |
| 1203 | LAF3, 22 | 13 | 4 |
| 1204 | LAF4, 8, 11, 15 | 523 | 139 |
| 1205 | LAF5, 48 | 216 | 75 |
| 1206 | LAF6, 16 | 215 | 71 |
| 1207 | LAF7, 28, 34 | 203 | 47 |
| 1209 | LAF9 | 184 | 85 |
| 1210 | LAF10 | 15 | 16 |
| 1212 | LAF12 | 70 | 25 |
| 1213 | LAF13, 38 | 114 | 55 |
| 1214 | LAF14, 33 | 229 | 66 |
| 1217 | LAF17, 18 | 245 | 87 |
| 1219 | LAF19, 23, 24 | 254 | 72 |
| 1220 | LAF20, 21 | 13 | 9 |
| 1225 | LAF25 | 250 | 73 |
| 1226 | LAF26 | 27 | 11 |
| 1227 | LAF27 | 52 | 13 |
| 1229 | LAF29 | 166 | 45 |
| 1230 | LAF30 | 126 | 53 |
| 1231 | LAF31, 32 | 306 | 95 |
| 1235 | LAF35, 39 | 226 | 67 |
| 1236 | LAF36 | 78 | 20 |
| 1237 | LAF37, 40, 41, 47 | 326 | 103 |
| 1242 | LAF42 | 26 | 10 |
| 1243 | LAF43 | 34 | 20 |
| 1244 | LAF44, 45 | 19 | 6 |
| 1246 | LAF46 | 3 | 0 |

(REPUBLICAN)

VOTES PERCENT WITH 10 OF 10 REPORTING

STATE SENATOR DISTRICT 15
 (Vote for) 1
 01 = ANDREW KOENIG 1,575 66.77
 02 = RICK STREAM 784 33.23

 01 02

| | | | |
|------|-------------------|-----|-----|
| 1209 | LAF9 | 195 | 88 |
| 1213 | LAF13, 38 | 108 | 64 |
| 1217 | LAF17, 18 | 238 | 89 |
| 1219 | LAF19, 23, 24 | 224 | 105 |
| 1225 | LAF25 | 217 | 111 |
| 1227 | LAF27 | 49 | 16 |
| 1235 | LAF35, 39 | 194 | 101 |
| 1236 | LAF36 | 77 | 26 |
| 1237 | LAF37, 40, 41, 47 | 246 | 175 |
| 1242 | LAF42 | 27 | 9 |

(REPUBLICAN)

VOTES PERCENT WITH 2 OF 2 REPORTING

STATE REPRESENTATIVE DISTRICT 89
 (Vote for) 1
 01 = DEAN PLOCHER 20 100.00

 01

| | | |
|------|-----------|----|
| 1220 | LAF20, 21 | 17 |
| 1246 | LAF46 | 3 |

(REPUBLICAN)

VOTES PERCENT WITH 2 OF 2 REPORTING

| | |
|---|---|
| STATE REPRESENTATIVE DISTRICT 99 (Vote for) 1 01 = RICHARD LaVIOLETTE 24 8.86 02 = PHILIP OEHLERKING 63 23.25 | 03 = JEAN EVANS 150 55.35 04 = NICHOLAS GERTH 34 12.55 |
|---|---|

 01 02 03 04

| | | | | | |
|------|----------|----|----|-----|----|
| 1202 | LAF2 | 19 | 63 | 143 | 31 |
| 1203 | LAF3, 22 | 5 | 0 | 7 | 3 |

(REPUBLICAN)

VOTES PERCENT WITH 21 OF 21 REPORTING

STATE REPRESENTATIVE DISTRICT 100
 (Vote for) 1
 01 = MIKE ALLEN 2,008 40.64
 02 = DEREK GRIER 2,933 59.36

 01 02

| | | | |
|------|-----------------|-----|-----|
| 1204 | LAF4, 8, 11, 15 | 245 | 403 |
| 1205 | LAF5, 48 | 137 | 150 |
| 1206 | LAF6, 16 | 122 | 156 |
| 1207 | LAF7, 28, 34 | 114 | 125 |
| 1209 | LAF9 | 107 | 162 |
| 1210 | LAF10 | 10 | 20 |
| 1212 | LAF12 | 31 | 63 |
| 1213 | LAF13, 38 | 68 | 99 |
| 1214 | LAF14, 33 | 100 | 191 |

| | | | |
|------|----------------|-----|-----|
| 1217 | LAF17,18 | 153 | 172 |
| 1219 | LAF19,23,24 | 124 | 194 |
| 1225 | LAF25 | 121 | 207 |
| 1226 | LAF26 | 10 | 27 |
| 1229 | LAF29 | 74 | 137 |
| 1230 | LAF30 | 55 | 122 |
| 1231 | LAF31,32 | 139 | 250 |
| 1235 | LAF35,39 | 107 | 178 |
| 1236 | LAF36 | 39 | 62 |
| 1237 | LAF37,40,41,47 | 211 | 201 |
| 1242 | LAF42 | 23 | 9 |
| 1244 | LAF44,45 | 18 | 5 |

(REPUBLICAN)

| | | VOTES | PERCENT | WITH 3 OF 3 REPORTING | VOTES | PERCENT |
|-----------------------------------|------------------|-------|---------|-----------------------|-------|---------|
| STATE REPRESENTATIVE DISTRICT 101 | | | | | | |
| (Vote for) 1 | | | | | | |
| 01 | = JOY B. KRIEGER | 27 | 16.88 | 03 = ANNE GASSEL | 44 | 27.50 |
| 02 | = BRUCE DeGROOT | 41 | 25.63 | 04 = NOREEN MCCANN | 48 | 30.00 |
| | | 01 | 02 | 03 | 04 | |
| ----- | | | | | | |
| 1201 | LAF1 | 5 | 11 | 11 | 15 | |
| 1227 | LAF27 | 9 | 15 | 21 | 18 | |
| 1243 | LAF43 | 13 | 15 | 12 | 15 | |

(REPUBLICAN)

| | | VOTES | PERCENT | WITH 28 OF 28 REPORTING |
|---------------------------------|--------------------|-------|---------|-------------------------|
| COMMITTEEMAN LAFAYETTE TOWNSHIP | | | | |
| (Vote for) 1 | | | | |
| 01 | = MARK A. HARDER | 4,578 | 99.18 | |
| 02 | = INVALID WRITE-IN | 38 | .82 | |
| | | 01 | 02 | |
| ----- | | | | |
| 1201 | LAF1 | 28 | 2 | |
| 1202 | LAF2 | 229 | 3 | |
| 1203 | LAF3,22 | 13 | 0 | |
| 1204 | LAF4,8,11,15 | 528 | 8 | |
| 1205 | LAF5,48 | 245 | 3 | |
| 1206 | LAF6,16 | 238 | 0 | |
| 1207 | LAF7,28,34 | 212 | 1 | |
| 1209 | LAF9 | 231 | 3 | |
| 1210 | LAF10 | 28 | 0 | |
| 1212 | LAF12 | 78 | 0 | |
| 1213 | LAF13,38 | 141 | 3 | |
| 1214 | LAF14,33 | 237 | 1 | |
| 1217 | LAF17,18 | 276 | 1 | |
| 1219 | LAF19,23,24 | 266 | 3 | |
| 1220 | LAF20,21 | 17 | 0 | |
| 1225 | LAF25 | 275 | 2 | |
| 1226 | LAF26 | 34 | 0 | |
| 1227 | LAF27 | 58 | 0 | |
| 1229 | LAF29 | 188 | 2 | |
| 1230 | LAF30 | 135 | 0 | |
| 1231 | LAF31,32 | 329 | 1 | |
| 1235 | LAF35,39 | 243 | 1 | |
| 1236 | LAF36 | 83 | 1 | |
| 1237 | LAF37,40,41,47 | 362 | 2 | |
| 1242 | LAF42 | 29 | 0 | |
| 1243 | LAF43 | 51 | 1 | |
| 1244 | LAF44,45 | 21 | 0 | |
| 1246 | LAF46 | 3 | 0 | |

(REPUBLICAN)

| | | VOTES | PERCENT | WITH 28 OF 28 REPORTING |
|-----------------------------------|--------------------|-------|---------|-------------------------|
| COMMITTEEWOMAN LAFAYETTE TOWNSHIP | | | | |
| (Vote for) 1 | | | | |
| 01 | = PATTI CARROLL | 4,548 | 99.19 | |
| 02 | = INVALID WRITE-IN | 37 | .81 | |
| | | 01 | 02 | |
| ----- | | | | |
| 1201 | LAF1 | 28 | 2 | |
| 1202 | LAF2 | 229 | 3 | |
| 1203 | LAF3,22 | 13 | 0 | |
| 1204 | LAF4,8,11,15 | 534 | 7 | |
| 1205 | LAF5,48 | 245 | 2 | |
| 1206 | LAF6,16 | 232 | 0 | |
| 1207 | LAF7,28,34 | 207 | 2 | |
| 1209 | LAF9 | 229 | 2 | |
| 1210 | LAF10 | 24 | 0 | |
| 1212 | LAF12 | 77 | 1 | |
| 1213 | LAF13,38 | 140 | 3 | |
| 1214 | LAF14,33 | 236 | 1 | |
| 1217 | LAF17,18 | 278 | 2 | |
| 1219 | LAF19,23,24 | 261 | 3 | |
| 1220 | LAF20,21 | 16 | 0 | |
| 1225 | LAF25 | 274 | 0 | |
| 1226 | LAF26 | 33 | 0 | |
| 1227 | LAF27 | 54 | 1 | |
| 1229 | LAF29 | 188 | 1 | |
| 1230 | LAF30 | 136 | 0 | |
| 1231 | LAF31,32 | 328 | 0 | |
| 1235 | LAF35,39 | 237 | 2 | |
| 1236 | LAF36 | 85 | 1 | |
| 1237 | LAF37,40,41,47 | 364 | 3 | |
| 1242 | LAF42 | 29 | 0 | |
| 1243 | LAF43 | 47 | 1 | |
| 1244 | LAF44,45 | 21 | 0 | |
| 1246 | LAF46 | 3 | 0 | |

(LIBERTARIAN)

| | | VOTES | PERCENT | WITH 28 OF 28 REPORTING |
|---------------|---------------------|-------|---------|-------------------------|
| U.S. SENATE | | | | |
| (Vote for) 1 | | | | |
| 01 | = JONATHAN DINE | 10 | 50.00 | |
| 02 | = HERSCHEL L. YOUNG | 10 | 50.00 | |
| | | 01 | 02 | |
| ----- | | | | |
| 1201 | LAF1 | 0 | 0 | |
| 1202 | LAF2 | 1 | 0 | |

| | | | |
|------|----------------|---|---|
| 1203 | LAF3,22 | 0 | 0 |
| 1204 | LAF4,8,11,15 | 2 | 0 |
| 1205 | LAF5,48 | 0 | 1 |
| 1206 | LAF6,16 | 3 | 0 |
| 1207 | LAF7,28,34 | 0 | 0 |
| 1209 | LAF9 | 1 | 0 |
| 1210 | LAF10 | 0 | 0 |
| 1212 | LAF12 | 0 | 0 |
| 1213 | LAF13,38 | 2 | 0 |
| 1214 | LAF14,33 | 0 | 1 |
| 1217 | LAF17,18 | 0 | 0 |
| 1219 | LAF19,23,24 | 0 | 2 |
| 1220 | LAF20,21 | 0 | 1 |
| 1225 | LAF25 | 0 | 0 |
| 1226 | LAF26 | 0 | 0 |
| 1227 | LAF27 | 0 | 2 |
| 1229 | LAF29 | 0 | 2 |
| 1230 | LAF30 | 1 | 0 |
| 1231 | LAF31,32 | 0 | 1 |
| 1235 | LAF35,39 | 0 | 0 |
| 1236 | LAF36 | 0 | 0 |
| 1237 | LAF37,40,41,47 | 0 | 0 |
| 1242 | LAF42 | 0 | 0 |
| 1243 | LAF43 | 0 | 0 |
| 1244 | LAF44,45 | 0 | 0 |
| 1246 | LAF46 | 0 | 0 |

(LIBERTARIAN)

VOTES PERCENT WITH 28 OF 28 REPORTING

U.S. REPRESENTATIVE DISTRICT 2
(Vote for) 1
01 = JIM HIGGINS

18 100.00

01

| | | | |
|------|----------------|---|--|
| 1201 | LAF1 | 0 | |
| 1202 | LAF2 | 1 | |
| 1203 | LAF3,22 | 0 | |
| 1204 | LAF4,8,11,15 | 2 | |
| 1205 | LAF5,48 | 1 | |
| 1206 | LAF6,16 | 2 | |
| 1207 | LAF7,28,34 | 0 | |
| 1209 | LAF9 | 1 | |
| 1210 | LAF10 | 0 | |
| 1212 | LAF12 | 0 | |
| 1213 | LAF13,38 | 2 | |
| 1214 | LAF14,33 | 1 | |
| 1217 | LAF17,18 | 0 | |
| 1219 | LAF19,23,24 | 2 | |
| 1220 | LAF20,21 | 0 | |
| 1225 | LAF25 | 0 | |
| 1226 | LAF26 | 0 | |
| 1227 | LAF27 | 2 | |
| 1229 | LAF29 | 2 | |
| 1230 | LAF30 | 1 | |
| 1231 | LAF31,32 | 1 | |
| 1235 | LAF35,39 | 0 | |
| 1236 | LAF36 | 0 | |
| 1237 | LAF37,40,41,47 | 0 | |
| 1242 | LAF42 | 0 | |
| 1243 | LAF43 | 0 | |
| 1244 | LAF44,45 | 0 | |
| 1246 | LAF46 | 0 | |

(LIBERTARIAN)

VOTES PERCENT WITH 28 OF 28 REPORTING

GOVERNOR
(Vote for) 1
01 = CISSE W. SPRAGINS

18 100.00

01

| | | | |
|------|----------------|---|--|
| 1201 | LAF1 | 0 | |
| 1202 | LAF2 | 1 | |
| 1203 | LAF3,22 | 0 | |
| 1204 | LAF4,8,11,15 | 2 | |
| 1205 | LAF5,48 | 1 | |
| 1206 | LAF6,16 | 2 | |
| 1207 | LAF7,28,34 | 0 | |
| 1209 | LAF9 | 1 | |
| 1210 | LAF10 | 0 | |
| 1212 | LAF12 | 0 | |
| 1213 | LAF13,38 | 2 | |
| 1214 | LAF14,33 | 1 | |
| 1217 | LAF17,18 | 0 | |
| 1219 | LAF19,23,24 | 2 | |
| 1220 | LAF20,21 | 0 | |
| 1225 | LAF25 | 0 | |
| 1226 | LAF26 | 0 | |
| 1227 | LAF27 | 2 | |
| 1229 | LAF29 | 2 | |
| 1230 | LAF30 | 1 | |
| 1231 | LAF31,32 | 1 | |
| 1235 | LAF35,39 | 0 | |
| 1236 | LAF36 | 0 | |
| 1237 | LAF37,40,41,47 | 0 | |
| 1242 | LAF42 | 0 | |
| 1243 | LAF43 | 0 | |
| 1244 | LAF44,45 | 0 | |
| 1246 | LAF46 | 0 | |

(LIBERTARIAN)

VOTES PERCENT WITH 28 OF 28 REPORTING

LIEUTENANT GOVERNOR
(Vote for) 1
01 = STEVEN R. HEDRICK

17 100.00

01

| | | | |
|------|--------------|---|--|
| 1201 | LAF1 | 0 | |
| 1202 | LAF2 | 1 | |
| 1203 | LAF3,22 | 0 | |
| 1204 | LAF4,8,11,15 | 1 | |
| 1205 | LAF5,48 | 1 | |

1206 LAF6,16 2
 1207 LAF7,28,34 0
 1209 LAF9 1
 1210 LAF10 0
 1212 LAF12 0
 1213 LAF13,38 2
 1214 LAF14,33 1
 1217 LAF17,18 0
 1219 LAF19,23,24 2
 1220 LAF20,21 0
 1225 LAF25 0
 1226 LAF26 0
 1227 LAF27 2
 1229 LAF29 2
 1230 LAF30 1
 1231 LAF31,32 1
 1235 LAF35,39 0
 1236 LAF36 0
 1237 LAF37,40,41,47 0
 1242 LAF42 0
 1243 LAF43 0
 1244 LAF44,45 0
 1246 LAF46 0

=====

(LIBERTARIAN)

WITH 28 OF 28 REPORTING

SECRETARY OF STATE
 (Vote for) 1
 01 = CHRIS MORRILL 17 100.00

 01

1201 LAF1 0
 1202 LAF2 1
 1203 LAF3,22 0
 1204 LAF4,8,11,15 1
 1205 LAF5,48 1
 1206 LAF6,16 2
 1207 LAF7,28,34 0
 1209 LAF9 1
 1210 LAF10 0
 1212 LAF12 0
 1213 LAF13,38 2
 1214 LAF14,33 1
 1217 LAF17,18 0
 1219 LAF19,23,24 2
 1220 LAF20,21 0
 1225 LAF25 0
 1226 LAF26 0
 1227 LAF27 2
 1229 LAF29 2
 1230 LAF30 1
 1231 LAF31,32 1
 1235 LAF35,39 0
 1236 LAF36 0
 1237 LAF37,40,41,47 0
 1242 LAF42 0
 1243 LAF43 0
 1244 LAF44,45 0
 1246 LAF46 0

=====

(LIBERTARIAN)

WITH 28 OF 28 REPORTING

STATE TREASURER
 (Vote for) 1
 01 = SEAN O'TOOLE 17 100.00

 01

1201 LAF1 0
 1202 LAF2 1
 1203 LAF3,22 0
 1204 LAF4,8,11,15 1
 1205 LAF5,48 1
 1206 LAF6,16 2
 1207 LAF7,28,34 0
 1209 LAF9 1
 1210 LAF10 0
 1212 LAF12 0
 1213 LAF13,38 2
 1214 LAF14,33 1
 1217 LAF17,18 0
 1219 LAF19,23,24 2
 1220 LAF20,21 0
 1225 LAF25 0
 1226 LAF26 0
 1227 LAF27 2
 1229 LAF29 2
 1230 LAF30 1
 1231 LAF31,32 1
 1235 LAF35,39 0
 1236 LAF36 0
 1237 LAF37,40,41,47 0
 1242 LAF42 0
 1243 LAF43 0
 1244 LAF44,45 0
 1246 LAF46 0

=====

(LIBERTARIAN)

WITH 28 OF 28 REPORTING

ATTORNEY GENERAL
 (Vote for) 1
 01 = NO CANDIDATE FILED 0

 01

1201 LAF1 0
 1202 LAF2 0
 1203 LAF3,22 0
 1204 LAF4,8,11,15 0
 1205 LAF5,48 0
 1206 LAF6,16 0
 1207 LAF7,28,34 0
 1209 LAF9 0

1210 LAF10 0
 1212 LAF12 0
 1213 LAF13,38 0
 1214 LAF14,33 0
 1217 LAF17,18 0
 1219 LAF19,23,24 0
 1220 LAF20,21 0
 1225 LAF25 0
 1226 LAF26 0
 1227 LAF27 0
 1229 LAF29 0
 1230 LAF30 0
 1231 LAF31,32 0
 1235 LAF35,39 0
 1236 LAF36 0
 1237 LAF37,40,41,47 0
 1242 LAF42 0
 1243 LAF43 0
 1244 LAF44,45 0
 1246 LAF46 0

(LIBERTARIAN)

VOTES PERCENT WITH 10 OF 10 REPORTING

STATE SENATOR DISTRICT 15
 (Vote for) 1
 01 = NO CANDIDATE FILED

0

 01

1209 LAF9 0
 1213 LAF13,38 0
 1217 LAF17,18 0
 1219 LAF19,23,24 0
 1225 LAF25 0
 1227 LAF27 0
 1235 LAF35,39 0
 1236 LAF36 0
 1237 LAF37,40,41,47 0
 1242 LAF42 0

(LIBERTARIAN)

VOTES PERCENT WITH 2 OF 2 REPORTING

STATE REPRESENTATIVE DISTRICT 89
 (Vote for) 1
 01 = NO CANDIDATE FILED

0

 01

1220 LAF20,21 0
 1246 LAF46 0

(LIBERTARIAN)

VOTES PERCENT WITH 2 OF 2 REPORTING

STATE REPRESENTATIVE DISTRICT 99
 (Vote for) 1
 01 = NO CANDIDATE FILED

0

 01

1202 LAF2 0
 1203 LAF3,22 0

(LIBERTARIAN)

VOTES PERCENT WITH 21 OF 21 REPORTING

STATE REPRESENTATIVE DISTRICT 100
 (Vote for) 1
 01 = NO CANDIDATE FILED

0

 01

1204 LAF4,8,11,15 0
 1205 LAF5,48 0
 1206 LAF6,16 0
 1207 LAF7,28,34 0
 1209 LAF9 0
 1210 LAF10 0
 1212 LAF12 0
 1213 LAF13,38 0
 1214 LAF14,33 0
 1217 LAF17,18 0
 1219 LAF19,23,24 0
 1225 LAF25 0
 1226 LAF26 0
 1229 LAF29 0
 1230 LAF30 0
 1231 LAF31,32 0
 1235 LAF35,39 0
 1236 LAF36 0
 1237 LAF37,40,41,47 0
 1242 LAF42 0
 1244 LAF44,45 0

(LIBERTARIAN)

VOTES PERCENT WITH 3 OF 3 REPORTING

STATE REPRESENTATIVE DISTRICT 101
 (Vote for) 1
 01 = NO CANDIDATE FILED

0

 01

1201 LAF1 0
 1227 LAF27 0
 1243 LAF43 0

(LIBERTARIAN)

VOTES PERCENT WITH 28 OF 28 REPORTING

COMMITTEEMAN LAFAYETTE TOWNSHIP
 (Vote for) 1
 01 = NO CANDIDATE FILED
 02 = *SEE OFFICIAL WRITE-IN REPORT

0
 2 100.00

| | 01 | 02 |
|---------------------|----|----|
| 1201 LAF1 | 0 | 0 |
| 1202 LAF2 | 0 | 0 |
| 1203 LAF3,22 | 0 | 0 |
| 1204 LAF4,8,11,15 | 0 | 0 |
| 1205 LAF5,48 | 0 | 0 |
| 1206 LAF6,16 | 0 | 1 |
| 1207 LAF7,28,34 | 0 | 0 |
| 1209 LAF9 | 0 | 0 |
| 1210 LAF10 | 0 | 0 |
| 1212 LAF12 | 0 | 0 |
| 1213 LAF13,38 | 0 | 0 |
| 1214 LAF14,33 | 0 | 0 |
| 1217 LAF17,18 | 0 | 0 |
| 1219 LAF19,23,24 | 0 | 0 |
| 1220 LAF20,21 | 0 | 0 |
| 1225 LAF25 | 0 | 0 |
| 1226 LAF26 | 0 | 0 |
| 1227 LAF27 | 0 | 0 |
| 1229 LAF29 | 0 | 0 |
| 1230 LAF30 | 0 | 0 |
| 1231 LAF31,32 | 0 | 1 |
| 1235 LAF35,39 | 0 | 0 |
| 1236 LAF36 | 0 | 0 |
| 1237 LAF37,40,41,47 | 0 | 0 |
| 1242 LAF42 | 0 | 0 |
| 1243 LAF43 | 0 | 0 |
| 1244 LAF44,45 | 0 | 0 |
| 1246 LAF46 | 0 | 0 |

(LIBERTARIAN)

| | VOTES | PERCENT | WITH 28 OF 28 | REPORTING |
|------------------------------------|-------|---------|---------------|-----------|
| COMMITTEEWOMAN LAFAYETTE TOWNSHIP | | | | |
| (Vote for) 1 | | | | |
| 01 = NO CANDIDATE FILED | 0 | | | |
| 02 = *SEE OFFICIAL WRITE-IN REPORT | 1 | 100.00 | | |

| | 01 | 02 |
|---------------------|----|----|
| 1201 LAF1 | 0 | 0 |
| 1202 LAF2 | 0 | 0 |
| 1203 LAF3,22 | 0 | 0 |
| 1204 LAF4,8,11,15 | 0 | 0 |
| 1205 LAF5,48 | 0 | 0 |
| 1206 LAF6,16 | 0 | 1 |
| 1207 LAF7,28,34 | 0 | 0 |
| 1209 LAF9 | 0 | 0 |
| 1210 LAF10 | 0 | 0 |
| 1212 LAF12 | 0 | 0 |
| 1213 LAF13,38 | 0 | 0 |
| 1214 LAF14,33 | 0 | 0 |
| 1217 LAF17,18 | 0 | 0 |
| 1219 LAF19,23,24 | 0 | 0 |
| 1220 LAF20,21 | 0 | 0 |
| 1225 LAF25 | 0 | 0 |
| 1226 LAF26 | 0 | 0 |
| 1227 LAF27 | 0 | 0 |
| 1229 LAF29 | 0 | 0 |
| 1230 LAF30 | 0 | 0 |
| 1231 LAF31,32 | 0 | 0 |
| 1235 LAF35,39 | 0 | 0 |
| 1236 LAF36 | 0 | 0 |
| 1237 LAF37,40,41,47 | 0 | 0 |
| 1242 LAF42 | 0 | 0 |
| 1243 LAF43 | 0 | 0 |
| 1244 LAF44,45 | 0 | 0 |
| 1246 LAF46 | 0 | 0 |

(CONSTITUTION)

| | VOTES | PERCENT | WITH 28 OF 28 | REPORTING |
|-----------------|-------|---------|---------------|-----------|
| U.S. SENATE | | | | |
| (Vote for) 1 | | | | |
| 01 = FRED RYMAN | 4 | 100.00 | | |

| | 01 |
|---------------------|----|
| 1201 LAF1 | 0 |
| 1202 LAF2 | 0 |
| 1203 LAF3,22 | 0 |
| 1204 LAF4,8,11,15 | 0 |
| 1205 LAF5,48 | 1 |
| 1206 LAF6,16 | 0 |
| 1207 LAF7,28,34 | 0 |
| 1209 LAF9 | 0 |
| 1210 LAF10 | 0 |
| 1212 LAF12 | 0 |
| 1213 LAF13,38 | 0 |
| 1214 LAF14,33 | 0 |
| 1217 LAF17,18 | 0 |
| 1219 LAF19,23,24 | 2 |
| 1220 LAF20,21 | 0 |
| 1225 LAF25 | 0 |
| 1226 LAF26 | 0 |
| 1227 LAF27 | 0 |
| 1229 LAF29 | 0 |
| 1230 LAF30 | 0 |
| 1231 LAF31,32 | 0 |
| 1235 LAF35,39 | 0 |
| 1236 LAF36 | 0 |
| 1237 LAF37,40,41,47 | 1 |
| 1242 LAF42 | 0 |
| 1243 LAF43 | 0 |
| 1244 LAF44,45 | 0 |
| 1246 LAF46 | 0 |

(CONSTITUTION)

| | VOTES | PERCENT | WITH 28 OF 28 | REPORTING |
|--------------------------------|-------|---------|---------------|-----------|
| U.S. REPRESENTATIVE DISTRICT 2 | | | | |
| (Vote for) 1 | | | | |
| 01 = NO CANDIDATE FILED | 0 | | | |

1201 LAF1 0
 1202 LAF2 0
 1203 LAF3,22 0
 1204 LAF4,8,11,15 0
 1205 LAF5,48 0
 1206 LAF6,16 0
 1207 LAF7,28,34 0
 1209 LAF9 0
 1210 LAF10 0
 1212 LAF12 0
 1213 LAF13,38 0
 1214 LAF14,33 0
 1217 LAF17,18 0
 1219 LAF19,23,24 0
 1220 LAF20,21 0
 1225 LAF25 0
 1226 LAF26 0
 1227 LAF27 0
 1229 LAF29 0
 1230 LAF30 0
 1231 LAF31,32 0
 1235 LAF35,39 0
 1236 LAF36 0
 1237 LAF37,40,41,47 0
 1242 LAF42 0
 1243 LAF43 0
 1244 LAF44,45 0
 1246 LAF46 0

=====

(CONSTITUTION)

VOTES PERCENT WITH 28 OF 28 REPORTING

GOVERNOR
 (Vote for) 1
 01 = NO CANDIDATE FILED

 01

1201 LAF1 0
 1202 LAF2 0
 1203 LAF3,22 0
 1204 LAF4,8,11,15 0
 1205 LAF5,48 0
 1206 LAF6,16 0
 1207 LAF7,28,34 0
 1209 LAF9 0
 1210 LAF10 0
 1212 LAF12 0
 1213 LAF13,38 0
 1214 LAF14,33 0
 1217 LAF17,18 0
 1219 LAF19,23,24 0
 1220 LAF20,21 0
 1225 LAF25 0
 1226 LAF26 0
 1227 LAF27 0
 1229 LAF29 0
 1230 LAF30 0
 1231 LAF31,32 0
 1235 LAF35,39 0
 1236 LAF36 0
 1237 LAF37,40,41,47 0
 1242 LAF42 0
 1243 LAF43 0
 1244 LAF44,45 0
 1246 LAF46 0

=====

(CONSTITUTION)

VOTES PERCENT WITH 28 OF 28 REPORTING

LIEUTENANT GOVERNOR
 (Vote for) 1
 01 = NO CANDIDATE FILED

 01

1201 LAF1 0
 1202 LAF2 0
 1203 LAF3,22 0
 1204 LAF4,8,11,15 0
 1205 LAF5,48 0
 1206 LAF6,16 0
 1207 LAF7,28,34 0
 1209 LAF9 0
 1210 LAF10 0
 1212 LAF12 0
 1213 LAF13,38 0
 1214 LAF14,33 0
 1217 LAF17,18 0
 1219 LAF19,23,24 0
 1220 LAF20,21 0
 1225 LAF25 0
 1226 LAF26 0
 1227 LAF27 0
 1229 LAF29 0
 1230 LAF30 0
 1231 LAF31,32 0
 1235 LAF35,39 0
 1236 LAF36 0
 1237 LAF37,40,41,47 0
 1242 LAF42 0
 1243 LAF43 0
 1244 LAF44,45 0
 1246 LAF46 0

=====

(CONSTITUTION)

VOTES PERCENT WITH 28 OF 28 REPORTING

SECRETARY OF STATE
 (Vote for) 1
 01 = NO CANDIDATE FILED

 01

1201 LAF1 0
 1202 LAF2 0
 1203 LAF3,22 0

1204 LAF4,8,11,15 0
 1205 LAF5,48 0
 1206 LAF6,16 0
 1207 LAF7,28,34 0
 1209 LAF9 0
 1210 LAF10 0
 1212 LAF12 0
 1213 LAF13,38 0
 1214 LAF14,33 0
 1217 LAF17,18 0
 1219 LAF19,23,24 0
 1220 LAF20,21 0
 1225 LAF25 0
 1226 LAF26 0
 1227 LAF27 0
 1229 LAF29 0
 1230 LAF30 0
 1231 LAF31,32 0
 1235 LAF35,39 0
 1236 LAF36 0
 1237 LAF37,40,41,47 0
 1242 LAF42 0
 1243 LAF43 0
 1244 LAF44,45 0
 1246 LAF46 0

(CONSTITUTION)

VOTES PERCENT WITH 28 OF 28 REPORTING

STATE TREASURER
 (Vote for) 1
 01 = NO CANDIDATE FILED

0

 01

1201 LAF1 0
 1202 LAF2 0
 1203 LAF3,22 0
 1204 LAF4,8,11,15 0
 1205 LAF5,48 0
 1206 LAF6,16 0
 1207 LAF7,28,34 0
 1209 LAF9 0
 1210 LAF10 0
 1212 LAF12 0
 1213 LAF13,38 0
 1214 LAF14,33 0
 1217 LAF17,18 0
 1219 LAF19,23,24 0
 1220 LAF20,21 0
 1225 LAF25 0
 1226 LAF26 0
 1227 LAF27 0
 1229 LAF29 0
 1230 LAF30 0
 1231 LAF31,32 0
 1235 LAF35,39 0
 1236 LAF36 0
 1237 LAF37,40,41,47 0
 1242 LAF42 0
 1243 LAF43 0
 1244 LAF44,45 0
 1246 LAF46 0

(CONSTITUTION)

VOTES PERCENT WITH 28 OF 28 REPORTING

ATTORNEY GENERAL
 (Vote for) 1
 01 = NO CANDIDATE FILED

0

 01

1201 LAF1 0
 1202 LAF2 0
 1203 LAF3,22 0
 1204 LAF4,8,11,15 0
 1205 LAF5,48 0
 1206 LAF6,16 0
 1207 LAF7,28,34 0
 1209 LAF9 0
 1210 LAF10 0
 1212 LAF12 0
 1213 LAF13,38 0
 1214 LAF14,33 0
 1217 LAF17,18 0
 1219 LAF19,23,24 0
 1220 LAF20,21 0
 1225 LAF25 0
 1226 LAF26 0
 1227 LAF27 0
 1229 LAF29 0
 1230 LAF30 0
 1231 LAF31,32 0
 1235 LAF35,39 0
 1236 LAF36 0
 1237 LAF37,40,41,47 0
 1242 LAF42 0
 1243 LAF43 0
 1244 LAF44,45 0
 1246 LAF46 0

(CONSTITUTION)

VOTES PERCENT WITH 10 OF 10 REPORTING

STATE SENATOR DISTRICT 15
 (Vote for) 1
 01 = NO CANDIDATE FILED

0

 01

1209 LAF9 0
 1213 LAF13,38 0
 1217 LAF17,18 0
 1219 LAF19,23,24 0
 1225 LAF25 0
 1227 LAF27 0

| | |
|---------------------|---|
| 1235 LAF35,39 | 0 |
| 1236 LAF36 | 0 |
| 1237 LAF37,40,41,47 | 0 |
| 1242 LAF42 | 0 |

(CONSTITUTION) WITH 2 OF 2 REPORTING

| | VOTES | PERCENT |
|----------------------------------|-------|---------|
| STATE REPRESENTATIVE DISTRICT 89 | | |
| (Vote for) 1 | | |
| 01 = NO CANDIDATE FILED | 0 | |
| | ----- | |
| | 01 | |
| | ----- | |
| 1220 LAF20,21 | 0 | |
| 1246 LAF46 | 0 | |

(CONSTITUTION) WITH 2 OF 2 REPORTING

| | VOTES | PERCENT |
|----------------------------------|-------|---------|
| STATE REPRESENTATIVE DISTRICT 99 | | |
| (Vote for) 1 | | |
| 01 = NO CANDIDATE FILED | 0 | |
| | ----- | |
| | 01 | |
| | ----- | |
| 1202 LAF2 | 0 | |
| 1203 LAF3,22 | 0 | |

(CONSTITUTION) WITH 21 OF 21 REPORTING

| | VOTES | PERCENT |
|-----------------------------------|-------|---------|
| STATE REPRESENTATIVE DISTRICT 100 | | |
| (Vote for) 1 | | |
| 01 = NO CANDIDATE FILED | 0 | |
| | ----- | |
| | 01 | |
| | ----- | |
| 1204 LAF4,8,11,15 | 0 | |
| 1205 LAF5,48 | 0 | |
| 1206 LAF6,16 | 0 | |
| 1207 LAF7,28,34 | 0 | |
| 1209 LAF9 | 0 | |
| 1210 LAF10 | 0 | |
| 1212 LAF12 | 0 | |
| 1213 LAF13,38 | 0 | |
| 1214 LAF14,33 | 0 | |
| 1217 LAF17,18 | 0 | |
| 1219 LAF19,23,24 | 0 | |
| 1225 LAF25 | 0 | |
| 1226 LAF26 | 0 | |
| 1229 LAF29 | 0 | |
| 1230 LAF30 | 0 | |
| 1231 LAF31,32 | 0 | |
| 1235 LAF35,39 | 0 | |
| 1236 LAF36 | 0 | |
| 1237 LAF37,40,41,47 | 0 | |
| 1242 LAF42 | 0 | |
| 1244 LAF44,45 | 0 | |

(CONSTITUTION) WITH 3 OF 3 REPORTING

| | VOTES | PERCENT |
|-----------------------------------|-------|---------|
| STATE REPRESENTATIVE DISTRICT 101 | | |
| (Vote for) 1 | | |
| 01 = NO CANDIDATE FILED | 0 | |
| | ----- | |
| | 01 | |
| | ----- | |
| 1201 LAF1 | 0 | |
| 1227 LAF27 | 0 | |
| 1243 LAF43 | 0 | |

(CONSTITUTION) WITH 28 OF 28 REPORTING

| | VOTES | PERCENT |
|------------------------------------|-------|---------|
| COMMITTEEMAN LAFAYETTE TOWNSHIP | | |
| (Vote for) 1 | | |
| 01 = NO CANDIDATE FILED | 0 | |
| 02 = *SEE OFFICIAL WRITE-IN REPORT | 1 | 100.00 |
| | ----- | |
| | 01 | 02 |
| | ----- | |
| 1201 LAF1 | 0 | 0 |
| 1202 LAF2 | 0 | 0 |
| 1203 LAF3,22 | 0 | 0 |
| 1204 LAF4,8,11,15 | 0 | 0 |
| 1205 LAF5,48 | 0 | 0 |
| 1206 LAF6,16 | 0 | 0 |
| 1207 LAF7,28,34 | 0 | 0 |
| 1209 LAF9 | 0 | 0 |
| 1210 LAF10 | 0 | 0 |
| 1212 LAF12 | 0 | 0 |
| 1213 LAF13,38 | 0 | 0 |
| 1214 LAF14,33 | 0 | 0 |
| 1217 LAF17,18 | 0 | 0 |
| 1219 LAF19,23,24 | 0 | 1 |
| 1220 LAF20,21 | 0 | 0 |
| 1225 LAF25 | 0 | 0 |
| 1226 LAF26 | 0 | 0 |
| 1227 LAF27 | 0 | 0 |
| 1229 LAF29 | 0 | 0 |
| 1230 LAF30 | 0 | 0 |
| 1231 LAF31,32 | 0 | 0 |
| 1235 LAF35,39 | 0 | 0 |
| 1236 LAF36 | 0 | 0 |
| 1237 LAF37,40,41,47 | 0 | 0 |
| 1242 LAF42 | 0 | 0 |
| 1243 LAF43 | 0 | 0 |
| 1244 LAF44,45 | 0 | 0 |
| 1246 LAF46 | 0 | 0 |

(CONSTITUTION) WITH 28 OF 28 REPORTING

| | VOTES | PERCENT |
|-----------------------------------|-------|---------|
| COMMITTEEWOMAN LAFAYETTE TOWNSHIP | | |
| (Vote for) 1 | | |

01 = NO CANDIDATE FILED
02 = *SEE OFFICIAL WRITE-IN REPORT

0
1 100.00

| | 01 | 02 |
|---------------------|----|----|
| 1201 LAF1 | 0 | 0 |
| 1202 LAF2 | 0 | 0 |
| 1203 LAF3,22 | 0 | 0 |
| 1204 LAF4,8,11,15 | 0 | 0 |
| 1205 LAF5,48 | 0 | 0 |
| 1206 LAF6,16 | 0 | 0 |
| 1207 LAF7,28,34 | 0 | 0 |
| 1209 LAF9 | 0 | 0 |
| 1210 LAF10 | 0 | 0 |
| 1212 LAF12 | 0 | 0 |
| 1213 LAF13,38 | 0 | 0 |
| 1214 LAF14,33 | 0 | 0 |
| 1217 LAF17,18 | 0 | 0 |
| 1219 LAF19,23,24 | 0 | 1 |
| 1220 LAF20,21 | 0 | 0 |
| 1225 LAF25 | 0 | 0 |
| 1226 LAF26 | 0 | 0 |
| 1227 LAF27 | 0 | 0 |
| 1229 LAF29 | 0 | 0 |
| 1230 LAF30 | 0 | 0 |
| 1231 LAF31,32 | 0 | 0 |
| 1235 LAF35,39 | 0 | 0 |
| 1236 LAF36 | 0 | 0 |
| 1237 LAF37,40,41,47 | 0 | 0 |
| 1242 LAF42 | 0 | 0 |
| 1243 LAF43 | 0 | 0 |
| 1244 LAF44,45 | 0 | 0 |
| 1246 LAF46 | 0 | 0 |

WE, THE BOARD OF ELECTION COMMISSIONERS OF ST. LOUIS COUNTY, MISSOURI, ACTING AS THE VERIFICATION BOARD PURSUANT TO SECTION 115.507, RSMo, HEREBY CERTIFY THE FOREGOING TO BE A TRUE AND CORRECT ABSTRACT OF VOTES CAST FOR THE CANDIDATES AND ISSUES AT THE PRIMARY ELECTION HELD IN ST. LOUIS COUNTY, MISSOURI, ON AUGUST 2, 2016. IN TESTIMONY WHEREOF, WE HAVE HEREUNTO SET OUR HAND AT OUR OFFICE IN MAPLEWOOD, ST. LOUIS COUNTY, MISSOURI, ON AUGUST 16, 2016.

Richard H. Kellett
RICHARD H. KELLETT, CHAIRMAN

John W. Maupin
JOHN W. MAUPIN, SECRETARY

Trudi McCollum Foushee
TRUDI MCCOLLUM FOUSHEE, COMMISSIONER

John P. King
JOHN P. KING, COMMISSIONER



| | | WITH 21 OF 21 PRECINCTS REPORTING | | | | | | | | TOTAL | PERCENT |
|--------------------------------|--|-----------------------------------|---------|-----|-----|----|----|---------------------------------|----------------------------------|---------------------------------|----------------------------|
| | | TOTAL | PERCENT | | | | | 05 = BALLOTS CAST - LIBERTARIAN | 06 = BALLOTS CAST - CONSTITUTION | 07 = BALLOTS CAST - NONPARTISAN | 08 = VOTER TURNOUT - TOTAL |
| 01 = REGISTERED VOTERS - TOTAL | | 23,531 | | | | | | | | 20 | .32 |
| 02 = BALLOTS CAST - TOTAL | | 6,209 | | | | | | | | 2 | .03 |
| 03 = BALLOTS CAST - DEMOCRATIC | | 4,065 | 65.47 | | | | | | | 0 | |
| 04 = BALLOTS CAST - REPUBLICAN | | 2,122 | 34.18 | | | | | | | | 26.39 |
| | | 01 | 02 | 03 | 04 | 05 | 06 | 07 | 08 | | |
| 1301 LC1 | | 341 | 95 | 48 | 44 | 3 | 0 | 0 | 0 | 27.86 | |
| 1302 LC2,3 | | 1394 | 350 | 173 | 176 | 1 | 0 | 0 | 0 | 25.11 | |
| 1304 LC4 | | 496 | 108 | 67 | 41 | 0 | 0 | 0 | 0 | 21.77 | |
| 1305 LC5 | | 1372 | 311 | 177 | 131 | 2 | 1 | 0 | 0 | 22.67 | |
| 1306 LC6,9 | | 1720 | 452 | 266 | 184 | 2 | 0 | 0 | 0 | 26.28 | |
| 1307 LC7,20 | | 386 | 87 | 61 | 26 | 0 | 0 | 0 | 0 | 22.54 | |
| 1308 LC8,25,31 | | 1590 | 398 | 241 | 155 | 2 | 0 | 0 | 0 | 25.03 | |
| 1310 LC10 | | 1433 | 341 | 190 | 150 | 1 | 0 | 0 | 0 | 23.80 | |
| 1311 LC11,13,23 | | 1597 | 343 | 171 | 169 | 3 | 0 | 0 | 0 | 21.48 | |
| 1312 LC12,32 | | 1278 | 406 | 305 | 101 | 0 | 0 | 0 | 0 | 31.77 | |
| 1314 LC14 | | 1252 | 319 | 249 | 68 | 1 | 1 | 0 | 0 | 25.48 | |
| 1315 LC15 | | 1251 | 333 | 159 | 173 | 1 | 0 | 0 | 0 | 26.62 | |
| 1316 LC16 | | 40 | 7 | 5 | 2 | 0 | 0 | 0 | 0 | 17.50 | |
| 1317 LC17,22 | | 2229 | 768 | 608 | 160 | 0 | 0 | 0 | 0 | 34.45 | |
| 1318 LC18,27 | | 90 | 21 | 11 | 10 | 0 | 0 | 0 | 0 | 23.33 | |
| 1319 LC19 | | 49 | 5 | 5 | 0 | 0 | 0 | 0 | 0 | 10.20 | |
| 1321 LC21 | | 1816 | 428 | 339 | 88 | 1 | 0 | 0 | 0 | 23.57 | |
| 1324 LC24,29 | | 1168 | 331 | 164 | 166 | 1 | 0 | 0 | 0 | 28.34 | |
| 1326 LC26 | | 1489 | 429 | 375 | 53 | 1 | 0 | 0 | 0 | 28.81 | |
| 1328 LC28 | | 920 | 270 | 125 | 144 | 1 | 0 | 0 | 0 | 29.35 | |
| 1330 LC30 | | 1620 | 407 | 326 | 81 | 0 | 0 | 0 | 0 | 25.12 | |

| (DEMOCRATIC) | | WITH 21 OF 21 REPORTING | | | | TOTAL | PERCENT |
|------------------------------|--|-------------------------|---------|-------------------|----|-------|---------|
| U.S. SENATE (Vote for) 1 | | VOTES | PERCENT | | | VOTES | PERCENT |
| 01 = CHIEF WANA DUBIE | | 355 | 9.18 | 03 = JASON KANDER | | 2,573 | 66.54 |
| 02 = CORI BUSH | | 627 | 16.21 | 04 = ROBERT MACK | | 312 | 8.07 |
| | | 01 | 02 | 03 | 04 | | |
| 1301 LC1 | | 2 | 9 | 32 | 5 | | |
| 1302 LC2,3 | | 15 | 20 | 110 | 14 | | |
| 1304 LC4 | | 7 | 8 | 41 | 8 | | |
| 1305 LC5 | | 19 | 26 | 111 | 17 | | |
| 1306 LC6,9 | | 31 | 38 | 154 | 24 | | |
| 1307 LC7,20 | | 3 | 5 | 43 | 4 | | |
| 1308 LC8,25,31 | | 22 | 37 | 154 | 17 | | |
| 1310 LC10 | | 16 | 21 | 138 | 8 | | |
| 1311 LC11,13,23 | | 19 | 18 | 117 | 8 | | |
| 1312 LC12,32 | | 43 | 60 | 172 | 17 | | |
| 1314 LC14 | | 21 | 45 | 149 | 28 | | |
| 1315 LC15 | | 10 | 11 | 114 | 12 | | |
| 1316 LC16 | | 0 | 1 | 3 | 0 | | |
| 1317 LC17,22 | | 44 | 98 | 398 | 45 | | |
| 1318 LC18,27 | | 0 | 0 | 9 | 2 | | |
| 1319 LC19 | | 1 | 1 | 2 | 1 | | |
| 1321 LC21 | | 40 | 75 | 171 | 27 | | |
| 1324 LC24,29 | | 11 | 21 | 115 | 10 | | |
| 1326 LC26 | | 29 | 67 | 225 | 36 | | |
| 1328 LC28 | | 6 | 11 | 98 | 5 | | |
| 1330 LC30 | | 16 | 55 | 217 | 24 | | |

| (DEMOCRATIC) | | WITH 21 OF 21 REPORTING | | | | TOTAL | PERCENT |
|---|--|-------------------------|---------|-------------------------------|--|-------|---------|
| U.S. REPRESENTATIVE DISTRICT 1 (Vote for) 1 | | VOTES | PERCENT | | | VOTES | PERCENT |
| 01 = (WILLIAM) BILL HAAS | | 494 | 12.34 | 03 = MARIA N. CHAPPELLE-NADAL | | 867 | 21.65 |
| 02 = LACY CLAY | | 2,643 | 66.01 | | | | |
| | | 01 | 02 | 03 | | | |
| 1301 LC1 | | 9 | 28 | 11 | | | |
| 1302 LC2,3 | | 53 | 93 | 23 | | | |
| 1304 LC4 | | 13 | 41 | 12 | | | |
| 1305 LC5 | | 41 | 105 | 28 | | | |
| 1306 LC6,9 | | 49 | 167 | 42 | | | |
| 1307 LC7,20 | | 3 | 34 | 22 | | | |
| 1308 LC8,25,31 | | 44 | 134 | 61 | | | |
| 1310 LC10 | | 29 | 130 | 27 | | | |
| 1311 LC11,13,23 | | 31 | 108 | 29 | | | |
| 1312 LC12,32 | | 24 | 197 | 80 | | | |
| 1314 LC14 | | 18 | 180 | 50 | | | |
| 1315 LC15 | | 37 | 87 | 29 | | | |
| 1316 LC16 | | 2 | 2 | 1 | | | |
| 1317 LC17,22 | | 36 | 423 | 141 | | | |
| 1318 LC18,27 | | 4 | 4 | 3 | | | |
| 1319 LC19 | | 1 | 3 | 1 | | | |
| 1321 LC21 | | 21 | 228 | 85 | | | |
| 1324 LC24,29 | | 33 | 98 | 30 | | | |
| 1326 LC26 | | 14 | 264 | 95 | | | |
| 1328 LC28 | | 21 | 86 | 18 | | | |
| 1330 LC30 | | 11 | 231 | 79 | | | |

| (DEMOCRATIC) | | WITH 21 OF 21 REPORTING | | | | TOTAL | PERCENT |
|----------------------------------|--|-------------------------|---------|-------------------------|----|-------|---------|
| GOVERNOR (Vote for) 1 | | VOTES | PERCENT | | | VOTES | PERCENT |
| 01 = LEONARD JOSEPH STEINMAN, II | | 172 | 4.37 | 03 = ERIC MORRISON | | 379 | 9.64 |
| 02 = CHRIS KOSTER | | 3,107 | 79.02 | 04 = CHARLES B. WHEELER | | 274 | 6.97 |
| | | 01 | 02 | 03 | 04 | | |
| 1301 LC1 | | 2 | 36 | 4 | 6 | | |
| 1302 LC2,3 | | 12 | 133 | 17 | 6 | | |
| 1304 LC4 | | 5 | 52 | 7 | 2 | | |
| 1305 LC5 | | 11 | 138 | 13 | 10 | | |
| 1306 LC6,9 | | 11 | 194 | 33 | 18 | | |
| 1307 LC7,20 | | 6 | 44 | 8 | 2 | | |
| 1308 LC8,25,31 | | 9 | 189 | 22 | 14 | | |

| | | | | | |
|------|------------|----|-----|----|----|
| 1310 | LC10 | 5 | 163 | 14 | 4 |
| 1311 | LC11,13,23 | 6 | 143 | 9 | 7 |
| 1312 | LC12,32 | 12 | 223 | 27 | 29 |
| 1314 | LC14 | 11 | 178 | 32 | 21 |
| 1315 | LC15 | 3 | 124 | 9 | 15 |
| 1316 | LC16 | 1 | 2 | 0 | 1 |
| 1317 | LC17,22 | 16 | 479 | 63 | 37 |
| 1318 | LC18,27 | 1 | 9 | 1 | 0 |
| 1319 | LC19 | 1 | 1 | 1 | 1 |
| 1321 | LC21 | 19 | 239 | 44 | 22 |
| 1324 | LC24,29 | 9 | 123 | 13 | 12 |
| 1326 | LC26 | 15 | 281 | 23 | 42 |
| 1328 | LC28 | 4 | 99 | 9 | 9 |
| 1330 | LC30 | 13 | 257 | 30 | 16 |

(DEMOCRATIC)

| | | VOTES | PERCENT | WITH 21 OF 21 | REPORTING | VOTES | PERCENT |
|---------------------|--|-------|---------|--------------------------|-----------|-------|---------|
| LIEUTENANT GOVERNOR | | | | | | | |
| (Vote for) 1 | | | | | | | |
| 01 = WINSTON APPLE | | 326 | 8.33 | | | | |
| 02 = RUSS CARNAHAN | | 2,857 | 73.03 | 03 = TOMMIE PIERSON, SR. | | 729 | 18.63 |

| | | |
|----|----|----|
| 01 | 02 | 03 |
|----|----|----|

| | | | | |
|------|------------|----|-----|-----|
| 1301 | LC1 | 1 | 42 | 4 |
| 1302 | LC2,3 | 16 | 128 | 20 |
| 1304 | LC4 | 5 | 54 | 6 |
| 1305 | LC5 | 22 | 134 | 15 |
| 1306 | LC6,9 | 19 | 194 | 41 |
| 1307 | LC7,20 | 8 | 43 | 8 |
| 1308 | LC8,25,31 | 21 | 173 | 40 |
| 1310 | LC10 | 12 | 158 | 16 |
| 1311 | LC11,13,23 | 17 | 136 | 12 |
| 1312 | LC12,32 | 34 | 205 | 48 |
| 1314 | LC14 | 20 | 168 | 52 |
| 1315 | LC15 | 17 | 116 | 17 |
| 1316 | LC16 | 1 | 2 | 1 |
| 1317 | LC17,22 | 42 | 427 | 124 |
| 1318 | LC18,27 | 2 | 7 | 2 |
| 1319 | LC19 | 0 | 1 | 3 |
| 1321 | LC21 | 21 | 228 | 78 |
| 1324 | LC24,29 | 16 | 127 | 12 |
| 1326 | LC26 | 21 | 238 | 102 |
| 1328 | LC28 | 11 | 94 | 16 |
| 1330 | LC30 | 20 | 182 | 112 |

(DEMOCRATIC)

| | | VOTES | PERCENT | WITH 21 OF 21 | REPORTING | VOTES | PERCENT |
|-------------------------|--|-------|---------|--------------------|-----------|-------|---------|
| SECRETARY OF STATE | | | | | | | |
| (Vote for) 1 | | | | | | | |
| 01 = BILL CLINTON YOUNG | | 475 | 12.08 | | | | |
| 02 = ROBIN SMITH | | 3,330 | 84.69 | 03 = MD RABBI ALAM | | 127 | 3.23 |

| | | |
|----|----|----|
| 01 | 02 | 03 |
|----|----|----|

| | | | | |
|------|------------|----|-----|----|
| 1301 | LC1 | 9 | 36 | 2 |
| 1302 | LC2,3 | 34 | 116 | 14 |
| 1304 | LC4 | 8 | 56 | 2 |
| 1305 | LC5 | 36 | 131 | 7 |
| 1306 | LC6,9 | 46 | 192 | 15 |
| 1307 | LC7,20 | 2 | 53 | 4 |
| 1308 | LC8,25,31 | 36 | 193 | 5 |
| 1310 | LC10 | 26 | 152 | 4 |
| 1311 | LC11,13,23 | 20 | 139 | 5 |
| 1312 | LC12,32 | 28 | 260 | 9 |
| 1314 | LC14 | 32 | 205 | 8 |
| 1315 | LC15 | 21 | 121 | 5 |
| 1316 | LC16 | 1 | 4 | 0 |
| 1317 | LC17,22 | 47 | 530 | 15 |
| 1318 | LC18,27 | 0 | 10 | 1 |
| 1319 | LC19 | 3 | 2 | 0 |
| 1321 | LC21 | 29 | 286 | 11 |
| 1324 | LC24,29 | 28 | 128 | 2 |
| 1326 | LC26 | 38 | 317 | 6 |
| 1328 | LC28 | 12 | 108 | 3 |
| 1330 | LC30 | 19 | 291 | 9 |

(DEMOCRATIC)

| | | VOTES | PERCENT | WITH 21 OF 21 | REPORTING | VOTES | PERCENT |
|--------------------|--|-------|---------|---------------|-----------|-------|---------|
| STATE TREASURER | | | | | | | |
| (Vote for) 1 | | | | | | | |
| 01 = PAT CONTRERAS | | 2,156 | 56.37 | | | | |
| 02 = JUDY BAKER | | 1,669 | 43.63 | | | | |

| | |
|----|----|
| 01 | 02 |
|----|----|

| | | | |
|------|------------|-----|-----|
| 1301 | LC1 | 18 | 27 |
| 1302 | LC2,3 | 80 | 74 |
| 1304 | LC4 | 35 | 30 |
| 1305 | LC5 | 80 | 89 |
| 1306 | LC6,9 | 112 | 128 |
| 1307 | LC7,20 | 35 | 24 |
| 1308 | LC8,25,31 | 134 | 97 |
| 1310 | LC10 | 98 | 79 |
| 1311 | LC11,13,23 | 95 | 65 |
| 1312 | LC12,32 | 163 | 120 |
| 1314 | LC14 | 126 | 117 |
| 1315 | LC15 | 77 | 67 |
| 1316 | LC16 | 0 | 3 |
| 1317 | LC17,22 | 384 | 201 |
| 1318 | LC18,27 | 7 | 4 |
| 1319 | LC19 | 1 | 3 |
| 1321 | LC21 | 176 | 142 |
| 1324 | LC24,29 | 88 | 63 |
| 1326 | LC26 | 193 | 158 |
| 1328 | LC28 | 65 | 56 |
| 1330 | LC30 | 189 | 122 |

(DEMOCRATIC)

| | | VOTES | PERCENT | WITH 21 OF 21 | REPORTING | VOTES | PERCENT |
|---------------------|--|-------|---------|---------------|-----------|-------|---------|
| ATTORNEY GENERAL | | | | | | | |
| (Vote for) 1 | | | | | | | |
| 01 = JAKE ZIMMERMAN | | 2,271 | 58.05 | | | | |

02 = TERESA HENSLEY 1,641 41.95

01 02

| | | |
|-----------------|-----|-----|
| 1301 LC1 | 25 | 23 |
| 1302 LC2,3 | 117 | 45 |
| 1304 LC4 | 35 | 30 |
| 1305 LC5 | 104 | 68 |
| 1306 LC6,9 | 148 | 97 |
| 1307 LC7,20 | 25 | 32 |
| 1308 LC8,25,31 | 121 | 110 |
| 1310 LC10 | 129 | 53 |
| 1311 LC11,13,23 | 101 | 64 |
| 1312 LC12,32 | 165 | 129 |
| 1314 LC14 | 123 | 120 |
| 1315 LC15 | 93 | 54 |
| 1316 LC16 | 3 | 1 |
| 1317 LC17,22 | 352 | 240 |
| 1318 LC18,27 | 6 | 5 |
| 1319 LC19 | 2 | 3 |
| 1321 LC21 | 177 | 151 |
| 1324 LC24,29 | 106 | 53 |
| 1326 LC26 | 187 | 175 |
| 1328 LC28 | 77 | 44 |
| 1330 LC30 | 175 | 144 |

(DEMOCRATIC)

WITH 21 OF 21 REPORTING

STATE SENATOR DISTRICT 13
(Vote for) 1
01 = GINA WALSH

VOTES PERCENT
3,550 100.00

01

| | | |
|-----------------|-----|--|
| 1301 LC1 | 43 | |
| 1302 LC2,3 | 142 | |
| 1304 LC4 | 62 | |
| 1305 LC5 | 156 | |
| 1306 LC6,9 | 224 | |
| 1307 LC7,20 | 50 | |
| 1308 LC8,25,31 | 217 | |
| 1310 LC10 | 170 | |
| 1311 LC11,13,23 | 148 | |
| 1312 LC12,32 | 256 | |
| 1314 LC14 | 225 | |
| 1315 LC15 | 132 | |
| 1316 LC16 | 3 | |
| 1317 LC17,22 | 543 | |
| 1318 LC18,27 | 11 | |
| 1319 LC19 | 3 | |
| 1321 LC21 | 293 | |
| 1324 LC24,29 | 146 | |
| 1326 LC26 | 322 | |
| 1328 LC28 | 116 | |
| 1330 LC30 | 288 | |

(DEMOCRATIC)

WITH 4 OF 4 REPORTING

STATE REPRESENTATIVE DISTRICT 67
(Vote for) 1
01 = ALAN GREEN
02 = SHELIA R. THOMPSON

VOTES PERCENT
944 69.11
422 30.89

01 02

| | | |
|--------------|-----|-----|
| 1317 LC17,22 | 411 | 171 |
| 1326 LC26 | 225 | 128 |
| 1328 LC28 | 86 | 33 |
| 1330 LC30 | 222 | 90 |

(DEMOCRATIC)

WITH 2 OF 2 REPORTING

STATE REPRESENTATIVE DISTRICT 68
(Vote for) 1
01 = JAY MOSLEY
02 = BERT ATKINS

VOTES PERCENT
110 45.64
131 54.36

01 02

| | | |
|-------------|----|-----|
| 1307 LC7,20 | 43 | 15 |
| 1310 LC10 | 67 | 116 |

(DEMOCRATIC)

WITH 13 OF 13 REPORTING

STATE REPRESENTATIVE DISTRICT 69
(Vote for) 1
01 = GRETCHEN BANGERT
02 = JEROME (JERRY) BURKE

VOTES PERCENT
1,621 71.41
649 28.59

01 02

| | | |
|-----------------|-----|-----|
| 1301 LC1 | 34 | 13 |
| 1302 LC2,3 | 99 | 62 |
| 1304 LC4 | 39 | 26 |
| 1305 LC5 | 109 | 62 |
| 1306 LC6,9 | 150 | 102 |
| 1308 LC8,25,31 | 182 | 53 |
| 1311 LC11,13,23 | 131 | 36 |
| 1312 LC12,32 | 231 | 57 |
| 1314 LC14 | 178 | 63 |
| 1315 LC15 | 102 | 50 |
| 1318 LC18,27 | 9 | 2 |
| 1321 LC21 | 248 | 72 |
| 1324 LC24,29 | 109 | 51 |

(DEMOCRATIC)

WITH 1 OF 1 REPORTING

STATE REPRESENTATIVE DISTRICT 73
(Vote for) 1
01 = DANIEL WIBRACHT
02 = COURTNEY ALLEN CURTIS

VOTES PERCENT
1 25.00
3 75.00

03 = EILEEN GRANT McGEOGHEGAN
04 = LEE SMITH

VOTES PERCENT
0
0

| | 01 | 02 | 03 | 04 |
|-----------|----|----|----|----|
| 1316 LC16 | 1 | 3 | 0 | 0 |

(DEMOCRATIC)

STATE REPRESENTATIVE DISTRICT 74
 (Vote for) 1
 01 = CORA FAITH WALKER
 02 = DON HOUSTON

VOTES PERCENT
 3 75.00
 1 25.00

WITH 1 OF 1 REPORTING

01 02

| | | | | |
|-----------|---|---|--|--|
| 1319 LC19 | 3 | 1 | | |
|-----------|---|---|--|--|

(DEMOCRATIC)

COUNTY COUNCIL DISTRICT 2
 (Vote for) 1
 01 = SAM GOODMAN
 02 = SAM PAGE

VOTES PERCENT
 305 46.21
 355 53.79

WITH 6 OF 6 REPORTING

01 02

| | | | | |
|-----------------|----|----|--|--|
| 1301 LC1 | 23 | 22 | | |
| 1305 LC5 | 78 | 87 | | |
| 1311 LC11,13,23 | 72 | 86 | | |
| 1315 LC15 | 65 | 74 | | |
| 1316 LC16 | 4 | 0 | | |
| 1324 LC24,29 | 63 | 86 | | |

(DEMOCRATIC)

COUNTY COUNCIL DISTRICT 4
 (Vote for) 1
 01 = MIKE O'MARA
 02 = ROCHELLE WALTON GRAY

VOTES PERCENT
 1,475 45.62
 1,758 54.38

WITH 15 OF 15 REPORTING

01 02

| | | | | |
|----------------|-----|-----|--|--|
| 1302 LC2,3 | 131 | 32 | | |
| 1304 LC4 | 39 | 26 | | |
| 1306 LC6,9 | 162 | 90 | | |
| 1307 LC7,20 | 14 | 46 | | |
| 1308 LC8,25,31 | 119 | 115 | | |
| 1310 LC10 | 129 | 53 | | |
| 1312 LC12,32 | 119 | 173 | | |
| 1314 LC14 | 110 | 135 | | |
| 1317 LC17,22 | 231 | 366 | | |
| 1318 LC18,27 | 10 | 1 | | |
| 1319 LC19 | 2 | 2 | | |
| 1321 LC21 | 122 | 208 | | |
| 1326 LC26 | 125 | 236 | | |
| 1328 LC28 | 63 | 57 | | |
| 1330 LC30 | 99 | 218 | | |

(DEMOCRATIC)

COMMITTEEMAN LEWIS & CLARK TOWNSHIP
 (Vote for) 1
 01 = TIM JONES
 02 = ROBERT BIRDSONG

VOTES PERCENT
 2,175 57.91
 1,532 40.79

WITH 21 OF 21 REPORTING

VOTES PERCENT

03 = INVALID WRITE-IN

49 1.30

01 02 03

| | | | | |
|-----------------|-----|-----|----|--|
| 1301 LC1 | 30 | 15 | 1 | |
| 1302 LC2,3 | 125 | 36 | 2 | |
| 1304 LC4 | 44 | 18 | 1 | |
| 1305 LC5 | 109 | 57 | 1 | |
| 1306 LC6,9 | 166 | 68 | 4 | |
| 1307 LC7,20 | 26 | 29 | 0 | |
| 1308 LC8,25,31 | 111 | 117 | 0 | |
| 1310 LC10 | 159 | 26 | 0 | |
| 1311 LC11,13,23 | 112 | 46 | 1 | |
| 1312 LC12,32 | 148 | 129 | 3 | |
| 1314 LC14 | 116 | 116 | 2 | |
| 1315 LC15 | 91 | 43 | 1 | |
| 1316 LC16 | 4 | 0 | 0 | |
| 1317 LC17,22 | 302 | 268 | 3 | |
| 1318 LC18,27 | 7 | 4 | 0 | |
| 1319 LC19 | 4 | 1 | 0 | |
| 1321 LC21 | 156 | 157 | 0 | |
| 1324 LC24,29 | 99 | 46 | 3 | |
| 1326 LC26 | 146 | 186 | 6 | |
| 1328 LC28 | 60 | 49 | 0 | |
| 1330 LC30 | 160 | 121 | 21 | |

(DEMOCRATIC)

COMMITTEEWOMAN LEWIS & CLARK TOWNSHIP
 (Vote for) 1
 01 = CAROL STROKER
 02 = INVALID WRITE-IN

VOTES PERCENT
 3,437 98.09
 67 1.91

WITH 21 OF 21 REPORTING

01 02

| | | | | |
|-----------------|-----|---|--|--|
| 1301 LC1 | 40 | 0 | | |
| 1302 LC2,3 | 140 | 2 | | |
| 1304 LC4 | 59 | 3 | | |
| 1305 LC5 | 160 | 2 | | |
| 1306 LC6,9 | 208 | 6 | | |
| 1307 LC7,20 | 52 | 1 | | |
| 1308 LC8,25,31 | 203 | 1 | | |
| 1310 LC10 | 157 | 0 | | |
| 1311 LC11,13,23 | 153 | 3 | | |
| 1312 LC12,32 | 254 | 3 | | |
| 1314 LC14 | 224 | 1 | | |
| 1315 LC15 | 142 | 1 | | |
| 1316 LC16 | 3 | 0 | | |
| 1317 LC17,22 | 516 | 5 | | |
| 1318 LC18,27 | 11 | 0 | | |
| 1319 LC19 | 5 | 0 | | |

| | | | |
|------|---------|-----|----|
| 1321 | LC21 | 284 | 3 |
| 1324 | LC24,29 | 142 | 5 |
| 1326 | LC26 | 304 | 10 |
| 1328 | LC28 | 111 | 0 |
| 1330 | LC30 | 269 | 21 |

(REPUBLICAN)

U.S. SENATE
(Vote for) 1
01 = ROY BLUNT
02 = KRISTI NICHOLS

VOTES PERCENT
1,571 76.63
351 17.12

WITH 21 OF 21 REPORTING
03 = BERNIE MOWINSKI
04 = RYAN D. LUETHY

VOTES PERCENT
59 2.88
69 3.37

01 02 03 04

| | | | | | |
|------|------------|-----|----|---|----|
| 1301 | LC1 | 31 | 7 | 0 | 1 |
| 1302 | LC2,3 | 125 | 32 | 4 | 4 |
| 1304 | LC4 | 31 | 5 | 0 | 2 |
| 1305 | LC5 | 100 | 22 | 1 | 2 |
| 1306 | LC6,9 | 126 | 41 | 3 | 5 |
| 1307 | LC7,20 | 17 | 6 | 3 | 0 |
| 1308 | LC8,25,31 | 119 | 23 | 4 | 6 |
| 1310 | LC10 | 109 | 25 | 3 | 10 |
| 1311 | LC11,13,23 | 132 | 20 | 8 | 6 |
| 1312 | LC12,32 | 71 | 23 | 3 | 2 |
| 1314 | LC14 | 50 | 10 | 2 | 4 |
| 1315 | LC15 | 124 | 39 | 1 | 4 |
| 1316 | LC16 | 2 | 0 | 0 | 0 |
| 1317 | LC17,22 | 127 | 19 | 3 | 8 |
| 1318 | LC18,27 | 7 | 0 | 1 | 2 |
| 1319 | LC19 | 0 | 0 | 0 | 0 |
| 1321 | LC21 | 60 | 18 | 5 | 3 |
| 1324 | LC24,29 | 128 | 26 | 5 | 3 |
| 1326 | LC26 | 37 | 10 | 3 | 0 |
| 1328 | LC28 | 115 | 13 | 6 | 6 |
| 1330 | LC30 | 60 | 12 | 4 | 1 |

(REPUBLICAN)

U.S. REPRESENTATIVE DISTRICT 1
(Vote for) 1
01 = STEVEN G. BAILEY
02 = PAUL BERRY, III

VOTES PERCENT
1,213 64.90
656 35.10

WITH 21 OF 21 REPORTING

01 02

| | | | |
|------|------------|-----|----|
| 1301 | LC1 | 25 | 12 |
| 1302 | LC2,3 | 94 | 58 |
| 1304 | LC4 | 20 | 16 |
| 1305 | LC5 | 76 | 40 |
| 1306 | LC6,9 | 98 | 63 |
| 1307 | LC7,20 | 20 | 4 |
| 1308 | LC8,25,31 | 102 | 34 |
| 1310 | LC10 | 90 | 39 |
| 1311 | LC11,13,23 | 108 | 50 |
| 1312 | LC12,32 | 50 | 34 |
| 1314 | LC14 | 40 | 25 |
| 1315 | LC15 | 106 | 42 |
| 1316 | LC16 | 2 | 0 |
| 1317 | LC17,22 | 88 | 55 |
| 1318 | LC18,27 | 5 | 4 |
| 1319 | LC19 | 0 | 0 |
| 1321 | LC21 | 46 | 31 |
| 1324 | LC24,29 | 91 | 57 |
| 1326 | LC26 | 33 | 12 |
| 1328 | LC28 | 80 | 49 |
| 1330 | LC30 | 39 | 31 |

(REPUBLICAN)

GOVERNOR
(Vote for) 1
01 = CATHERINE HANAWAY
02 = ERIC GREITENS

VOTES PERCENT
523 24.75
677 32.04

WITH 21 OF 21 REPORTING

VOTES PERCENT
442 20.92
471 22.29

01 02 03 04

| | | | | | |
|------|------------|----|----|----|----|
| 1301 | LC1 | 6 | 15 | 11 | 12 |
| 1302 | LC2,3 | 43 | 68 | 36 | 29 |
| 1304 | LC4 | 5 | 15 | 12 | 9 |
| 1305 | LC5 | 41 | 32 | 22 | 34 |
| 1306 | LC6,9 | 51 | 62 | 34 | 36 |
| 1307 | LC7,20 | 1 | 14 | 6 | 4 |
| 1308 | LC8,25,31 | 41 | 51 | 28 | 33 |
| 1310 | LC10 | 36 | 49 | 36 | 29 |
| 1311 | LC11,13,23 | 32 | 53 | 37 | 47 |
| 1312 | LC12,32 | 25 | 30 | 20 | 25 |
| 1314 | LC14 | 16 | 23 | 18 | 11 |
| 1315 | LC15 | 45 | 57 | 41 | 30 |
| 1316 | LC16 | 1 | 1 | 0 | 0 |
| 1317 | LC17,22 | 37 | 43 | 39 | 40 |
| 1318 | LC18,27 | 2 | 5 | 1 | 2 |
| 1319 | LC19 | 0 | 0 | 0 | 0 |
| 1321 | LC21 | 27 | 23 | 12 | 26 |
| 1324 | LC24,29 | 42 | 51 | 31 | 42 |
| 1326 | LC26 | 15 | 17 | 10 | 11 |
| 1328 | LC28 | 27 | 53 | 31 | 33 |
| 1330 | LC30 | 30 | 15 | 17 | 18 |

(REPUBLICAN)

LIEUTENANT GOVERNOR
(Vote for) 1
01 = ARNIE C. AC DIENOFF
02 = BEV RANDLES

VOTES PERCENT
132 6.62
973 48.82

WITH 21 OF 21 REPORTING

VOTES PERCENT
888 44.56

01 02 03

| | | | | |
|------|-------|----|----|----|
| 1301 | LC1 | 3 | 21 | 15 |
| 1302 | LC2,3 | 12 | 75 | 76 |
| 1304 | LC4 | 1 | 25 | 11 |
| 1305 | LC5 | 8 | 52 | 63 |
| 1306 | LC6,9 | 18 | 70 | 84 |

| | | | | |
|------|------------|----|----|----|
| 1307 | LC7,20 | 2 | 8 | 14 |
| 1308 | LC8,25,31 | 7 | 63 | 76 |
| 1310 | LC10 | 11 | 64 | 68 |
| 1311 | LC11,13,23 | 13 | 80 | 69 |
| 1312 | LC12,32 | 6 | 57 | 29 |
| 1314 | LC14 | 2 | 37 | 26 |
| 1315 | LC15 | 6 | 83 | 72 |
| 1316 | LC16 | 0 | 1 | 1 |
| 1317 | LC17,22 | 12 | 83 | 56 |
| 1318 | LC18,27 | 0 | 2 | 6 |
| 1319 | LC19 | 0 | 0 | 0 |
| 1321 | LC21 | 6 | 49 | 26 |
| 1324 | LC24,29 | 13 | 76 | 69 |
| 1326 | LC26 | 2 | 24 | 25 |
| 1328 | LC28 | 7 | 66 | 65 |
| 1330 | LC30 | 3 | 37 | 37 |

(REPUBLICAN)

| | | VOTES | PERCENT | WITH 21 OF 21 | REPORTING | VOTES | PERCENT |
|--------------------------|--|-------|---------|----------------|-----------|-------|---------|
| SECRETARY OF STATE | | | | | | | |
| (Vote for) 1 | | | | | | | |
| 01 = WILL KRAUS | | 662 | 32.76 | | | | |
| 02 = JOHN (JAY) ASHCROFT | | 1,279 | 63.29 | 03 = ROI CHINN | | 80 | 3.96 |

01 02 03

| | | | | |
|------|------------|----|-----|----|
| 1301 | LC1 | 12 | 27 | 2 |
| 1302 | LC2,3 | 47 | 110 | 3 |
| 1304 | LC4 | 14 | 22 | 2 |
| 1305 | LC5 | 41 | 77 | 5 |
| 1306 | LC6,9 | 57 | 113 | 6 |
| 1307 | LC7,20 | 1 | 21 | 3 |
| 1308 | LC8,25,31 | 49 | 92 | 5 |
| 1310 | LC10 | 43 | 96 | 6 |
| 1311 | LC11,13,23 | 64 | 90 | 8 |
| 1312 | LC12,32 | 37 | 60 | 1 |
| 1314 | LC14 | 37 | 26 | 3 |
| 1315 | LC15 | 62 | 97 | 3 |
| 1316 | LC16 | 1 | 1 | 0 |
| 1317 | LC17,22 | 45 | 106 | 6 |
| 1318 | LC18,27 | 1 | 7 | 1 |
| 1319 | LC19 | 0 | 0 | 0 |
| 1321 | LC21 | 26 | 49 | 7 |
| 1324 | LC24,29 | 44 | 110 | 6 |
| 1326 | LC26 | 17 | 34 | 1 |
| 1328 | LC28 | 40 | 91 | 10 |
| 1330 | LC30 | 24 | 50 | 2 |

(REPUBLICAN)

| | | VOTES | PERCENT | WITH 21 OF 21 | REPORTING |
|-------------------|--|-------|---------|---------------|-----------|
| STATE TREASURER | | | | | |
| (Vote for) 1 | | | | | |
| 01 = ERIC SCHMITT | | 1,801 | 100.00 | | |

01

| | | |
|------|------------|-----|
| 1301 | LC1 | 35 |
| 1302 | LC2,3 | 149 |
| 1304 | LC4 | 37 |
| 1305 | LC5 | 113 |
| 1306 | LC6,9 | 157 |
| 1307 | LC7,20 | 19 |
| 1308 | LC8,25,31 | 129 |
| 1310 | LC10 | 129 |
| 1311 | LC11,13,23 | 147 |
| 1312 | LC12,32 | 84 |
| 1314 | LC14 | 62 |
| 1315 | LC15 | 146 |
| 1316 | LC16 | 2 |
| 1317 | LC17,22 | 135 |
| 1318 | LC18,27 | 8 |
| 1319 | LC19 | 0 |
| 1321 | LC21 | 71 |
| 1324 | LC24,29 | 142 |
| 1326 | LC26 | 48 |
| 1328 | LC28 | 119 |
| 1330 | LC30 | 69 |

(REPUBLICAN)

| | | VOTES | PERCENT | WITH 21 OF 21 | REPORTING |
|--------------------|--|-------|---------|---------------|-----------|
| ATTORNEY GENERAL | | | | | |
| (Vote for) 1 | | | | | |
| 01 = JOSH HAWLEY | | 1,447 | 71.53 | | |
| 02 = KURT SCHAEFER | | 576 | 28.47 | | |

01 02

| | | | |
|------|------------|-----|----|
| 1301 | LC1 | 30 | 11 |
| 1302 | LC2,3 | 123 | 41 |
| 1304 | LC4 | 26 | 12 |
| 1305 | LC5 | 86 | 42 |
| 1306 | LC6,9 | 126 | 50 |
| 1307 | LC7,20 | 16 | 8 |
| 1308 | LC8,25,31 | 110 | 33 |
| 1310 | LC10 | 94 | 49 |
| 1311 | LC11,13,23 | 119 | 41 |
| 1312 | LC12,32 | 71 | 26 |
| 1314 | LC14 | 49 | 19 |
| 1315 | LC15 | 128 | 35 |
| 1316 | LC16 | 1 | 1 |
| 1317 | LC17,22 | 115 | 41 |
| 1318 | LC18,27 | 7 | 2 |
| 1319 | LC19 | 0 | 0 |
| 1321 | LC21 | 53 | 29 |
| 1324 | LC24,29 | 112 | 49 |
| 1326 | LC26 | 40 | 13 |
| 1328 | LC28 | 90 | 49 |
| 1330 | LC30 | 51 | 25 |

(REPUBLICAN)

| | | VOTES | PERCENT | WITH 21 OF 21 | REPORTING |
|---------------------------|--|-------|---------|---------------|-----------|
| STATE SENATOR DISTRICT 13 | | | | | |
| (Vote for) 1 | | | | | |

| | | |
|-------------------------|-------|---|
| 01 = NO CANDIDATE FILED | ----- | 0 |
| | 01 | |
| 1301 LC1 | 0 | |
| 1302 LC2,3 | 0 | |
| 1304 LC4 | 0 | |
| 1305 LC5 | 0 | |
| 1306 LC6,9 | 0 | |
| 1307 LC7,20 | 0 | |
| 1308 LC8,25,31 | 0 | |
| 1310 LC10 | 0 | |
| 1311 LC11,13,23 | 0 | |
| 1312 LC12,32 | 0 | |
| 1314 LC14 | 0 | |
| 1315 LC15 | 0 | |
| 1316 LC16 | 0 | |
| 1317 LC17,22 | 0 | |
| 1318 LC18,27 | 0 | |
| 1319 LC19 | 0 | |
| 1321 LC21 | 0 | |
| 1324 LC24,29 | 0 | |
| 1326 LC26 | 0 | |
| 1328 LC28 | 0 | |
| 1330 LC30 | 0 | |

(REPUBLICAN) WITH 4 OF 4 REPORTING

| | | |
|----------------------------------|-------|---------|
| STATE REPRESENTATIVE DISTRICT 67 | VOTES | PERCENT |
| (Vote for) 1 | | |
| 01 = NO CANDIDATE FILED | 0 | |
| | ----- | |
| | 01 | |
| 1317 LC17,22 | 0 | |
| 1326 LC26 | 0 | |
| 1328 LC28 | 0 | |
| 1330 LC30 | 0 | |

(REPUBLICAN) WITH 2 OF 2 REPORTING

| | | |
|----------------------------------|-------|---------|
| STATE REPRESENTATIVE DISTRICT 68 | VOTES | PERCENT |
| (Vote for) 1 | | |
| 01 = NO CANDIDATE FILED | 0 | |
| | ----- | |
| | 01 | |
| 1307 LC7,20 | 0 | |
| 1310 LC10 | 0 | |

(REPUBLICAN) WITH 13 OF 13 REPORTING

| | | |
|----------------------------------|-------|---------|
| STATE REPRESENTATIVE DISTRICT 69 | VOTES | PERCENT |
| (Vote for) 1 | | |
| 01 = NO CANDIDATE FILED | 0 | |
| | ----- | |
| | 01 | |
| 1301 LC1 | 0 | |
| 1302 LC2,3 | 0 | |
| 1304 LC4 | 0 | |
| 1305 LC5 | 0 | |
| 1306 LC6,9 | 0 | |
| 1308 LC8,25,31 | 0 | |
| 1311 LC11,13,23 | 0 | |
| 1312 LC12,32 | 0 | |
| 1314 LC14 | 0 | |
| 1315 LC15 | 0 | |
| 1318 LC18,27 | 0 | |
| 1321 LC21 | 0 | |
| 1324 LC24,29 | 0 | |

(REPUBLICAN) WITH 1 OF 1 REPORTING

| | | |
|----------------------------------|-------|---------|
| STATE REPRESENTATIVE DISTRICT 73 | VOTES | PERCENT |
| (Vote for) 1 | | |
| 01 = NO CANDIDATE FILED | 0 | |
| | ----- | |
| | 01 | |
| 1316 LC16 | 0 | |

(REPUBLICAN) WITH 1 OF 1 REPORTING

| | | |
|----------------------------------|-------|---------|
| STATE REPRESENTATIVE DISTRICT 74 | VOTES | PERCENT |
| (Vote for) 1 | | |
| 01 = NO CANDIDATE FILED | 0 | |
| | ----- | |
| | 01 | |
| 1319 LC19 | 0 | |

(REPUBLICAN) WITH 6 OF 6 REPORTING

| | | |
|---------------------------|-------|---------|
| COUNTY COUNCIL DISTRICT 2 | VOTES | PERCENT |
| (Vote for) 1 | | |
| 01 = AMY POELKER | 554 | 100.00 |
| | ----- | |
| | 01 | |
| 1301 LC1 | 32 | |
| 1305 LC5 | 102 | |
| 1311 LC11,13,23 | 145 | |
| 1315 LC15 | 130 | |
| 1316 LC16 | 2 | |
| 1324 LC24,29 | 143 | |

(REPUBLICAN) WITH 15 OF 15 REPORTING

| | | |
|---------------------------|-------|---------|
| COUNTY COUNCIL DISTRICT 4 | VOTES | PERCENT |
|---------------------------|-------|---------|

(Vote for) 1
01 = CURTIS FAULKNER 1,161 100.00

01

1302 LC2,3 136
1304 LC4 36
1306 LC6,9 148
1307 LC7,20 23
1308 LC8,25,31 119
1310 LC10 121
1312 LC12,32 79
1314 LC14 57
1317 LC17,22 139
1318 LC18,27 7
1319 LC19 0
1321 LC21 70
1326 LC26 43
1328 LC28 121
1330 LC30 62

(REPUBLICAN)

COMMITTEEMAN LEWIS & CLARK TOWNSHIP

(Vote for) 1
01 = DAVID A. BLANKE 1,669 97.72
02 = INVALID WRITE-IN 39 2.28

01 02

1301 LC1 30 0
1302 LC2,3 134 6
1304 LC4 35 0
1305 LC5 101 2
1306 LC6,9 148 5
1307 LC7,20 22 1
1308 LC8,25,31 120 0
1310 LC10 113 8
1311 LC11,13,23 140 2
1312 LC12,32 80 0
1314 LC14 53 1
1315 LC15 128 2
1316 LC16 2 0
1317 LC17,22 134 3
1318 LC18,27 6 2
1319 LC19 0 0
1321 LC21 68 3
1324 LC24,29 136 1
1326 LC26 44 0
1328 LC28 113 3
1330 LC30 62 0

(REPUBLICAN)

COMMITTEEWOMAN LEWIS & CLARK TOWNSHIP

(Vote for) 1
01 = JUNE SCHMIDT 1,694 99.06
02 = INVALID WRITE-IN 16 .94

01 02

1301 LC1 30 0
1302 LC2,3 136 1
1304 LC4 34 1
1305 LC5 104 1
1306 LC6,9 157 1
1307 LC7,20 21 0
1308 LC8,25,31 120 0
1310 LC10 117 2
1311 LC11,13,23 140 1
1312 LC12,32 80 0
1314 LC14 52 0
1315 LC15 131 1
1316 LC16 2 0
1317 LC17,22 134 3
1318 LC18,27 7 1
1319 LC19 0 0
1321 LC21 71 1
1324 LC24,29 135 1
1326 LC26 44 0
1328 LC28 115 2
1330 LC30 64 0

(LIBERTARIAN)

U.S. SENATE

(Vote for) 1
01 = JONATHAN DINE 12 63.16
02 = HERSCHEL L. YOUNG 7 36.84

01 02

1301 LC1 2 1
1302 LC2,3 1 0
1304 LC4 0 0
1305 LC5 0 1
1306 LC6,9 0 2
1307 LC7,20 0 0
1308 LC8,25,31 1 1
1310 LC10 1 0
1311 LC11,13,23 2 1
1312 LC12,32 0 0
1314 LC14 0 1
1315 LC15 1 0
1316 LC16 0 0
1317 LC17,22 0 0
1318 LC18,27 0 0
1319 LC19 0 0
1321 LC21 1 0
1324 LC24,29 1 0
1326 LC26 1 0
1328 LC28 1 0
1330 LC30 0 0

(LIBERTARIAN)

VOTES PERCENT

WITH 21 OF 21 REPORTING

U.S. REPRESENTATIVE DISTRICT 1

(Vote for) 1

01 = ROBB E. CUNNINGHAM

16 100.00

01

| | |
|-----------------|---|
| 1301 LC1 | 2 |
| 1302 LC2,3 | 1 |
| 1304 LC4 | 0 |
| 1305 LC5 | 1 |
| 1306 LC6,9 | 2 |
| 1307 LC7,20 | 0 |
| 1308 LC8,25,31 | 2 |
| 1310 LC10 | 1 |
| 1311 LC11,13,23 | 3 |
| 1312 LC12,32 | 0 |
| 1314 LC14 | 0 |
| 1315 LC15 | 1 |
| 1316 LC16 | 0 |
| 1317 LC17,22 | 0 |
| 1318 LC18,27 | 0 |
| 1319 LC19 | 0 |
| 1321 LC21 | 1 |
| 1324 LC24,29 | 1 |
| 1326 LC26 | 0 |
| 1328 LC28 | 1 |
| 1330 LC30 | 0 |

(LIBERTARIAN)

VOTES PERCENT

WITH 21 OF 21 REPORTING

GOVERNOR

(Vote for) 1

01 = CISSE W. SPRAGINS

15 100.00

01

| | |
|-----------------|---|
| 1301 LC1 | 1 |
| 1302 LC2,3 | 1 |
| 1304 LC4 | 0 |
| 1305 LC5 | 1 |
| 1306 LC6,9 | 2 |
| 1307 LC7,20 | 0 |
| 1308 LC8,25,31 | 2 |
| 1310 LC10 | 1 |
| 1311 LC11,13,23 | 3 |
| 1312 LC12,32 | 0 |
| 1314 LC14 | 0 |
| 1315 LC15 | 1 |
| 1316 LC16 | 0 |
| 1317 LC17,22 | 0 |
| 1318 LC18,27 | 0 |
| 1319 LC19 | 0 |
| 1321 LC21 | 1 |
| 1324 LC24,29 | 1 |
| 1326 LC26 | 0 |
| 1328 LC28 | 1 |
| 1330 LC30 | 0 |

(LIBERTARIAN)

VOTES PERCENT

WITH 21 OF 21 REPORTING

LIEUTENANT GOVERNOR

(Vote for) 1

01 = STEVEN R. HEDRICK

13 100.00

01

| | |
|-----------------|---|
| 1301 LC1 | 1 |
| 1302 LC2,3 | 1 |
| 1304 LC4 | 0 |
| 1305 LC5 | 1 |
| 1306 LC6,9 | 2 |
| 1307 LC7,20 | 0 |
| 1308 LC8,25,31 | 1 |
| 1310 LC10 | 0 |
| 1311 LC11,13,23 | 3 |
| 1312 LC12,32 | 0 |
| 1314 LC14 | 0 |
| 1315 LC15 | 1 |
| 1316 LC16 | 0 |
| 1317 LC17,22 | 0 |
| 1318 LC18,27 | 0 |
| 1319 LC19 | 0 |
| 1321 LC21 | 1 |
| 1324 LC24,29 | 1 |
| 1326 LC26 | 0 |
| 1328 LC28 | 1 |
| 1330 LC30 | 0 |

(LIBERTARIAN)

VOTES PERCENT

WITH 21 OF 21 REPORTING

SECRETARY OF STATE

(Vote for) 1

01 = CHRIS MORRILL

13 100.00

01

| | |
|-----------------|---|
| 1301 LC1 | 1 |
| 1302 LC2,3 | 1 |
| 1304 LC4 | 0 |
| 1305 LC5 | 1 |
| 1306 LC6,9 | 2 |
| 1307 LC7,20 | 0 |
| 1308 LC8,25,31 | 1 |
| 1310 LC10 | 0 |
| 1311 LC11,13,23 | 3 |
| 1312 LC12,32 | 0 |
| 1314 LC14 | 0 |
| 1315 LC15 | 1 |
| 1316 LC16 | 0 |
| 1317 LC17,22 | 0 |
| 1318 LC18,27 | 0 |

1319 LC19 0
 1321 LC21 1
 1324 LC24,29 1
 1326 LC26 0
 1328 LC28 1
 1330 LC30 0

(LIBERTARIAN)

WITH 21 OF 21 REPORTING
 VOTES PERCENT

STATE TREASURER
 (Vote for) 1
 01 = SEAN O'TOOLE

16 100.00

 01

1301 LC1 2
 1302 LC2,3 1
 1304 LC4 0
 1305 LC5 1
 1306 LC6,9 2
 1307 LC7,20 0
 1308 LC8,25,31 2
 1310 LC10 1
 1311 LC11,13,23 3
 1312 LC12,32 0
 1314 LC14 0
 1315 LC15 1
 1316 LC16 0
 1317 LC17,22 0
 1318 LC18,27 0
 1319 LC19 0
 1321 LC21 1
 1324 LC24,29 1
 1326 LC26 0
 1328 LC28 1
 1330 LC30 0

(LIBERTARIAN)

WITH 21 OF 21 REPORTING
 VOTES PERCENT

ATTORNEY GENERAL
 (Vote for) 1
 01 = NO CANDIDATE FILED

0

 01

1301 LC1 0
 1302 LC2,3 0
 1304 LC4 0
 1305 LC5 0
 1306 LC6,9 0
 1307 LC7,20 0
 1308 LC8,25,31 0
 1310 LC10 0
 1311 LC11,13,23 0
 1312 LC12,32 0
 1314 LC14 0
 1315 LC15 0
 1316 LC16 0
 1317 LC17,22 0
 1318 LC18,27 0
 1319 LC19 0
 1321 LC21 0
 1324 LC24,29 0
 1326 LC26 0
 1328 LC28 0
 1330 LC30 0

(LIBERTARIAN)

WITH 21 OF 21 REPORTING
 VOTES PERCENT

STATE SENATOR DISTRICT 13
 (Vote for) 1
 01 = NO CANDIDATE FILED

0

 01

1301 LC1 0
 1302 LC2,3 0
 1304 LC4 0
 1305 LC5 0
 1306 LC6,9 0
 1307 LC7,20 0
 1308 LC8,25,31 0
 1310 LC10 0
 1311 LC11,13,23 0
 1312 LC12,32 0
 1314 LC14 0
 1315 LC15 0
 1316 LC16 0
 1317 LC17,22 0
 1318 LC18,27 0
 1319 LC19 0
 1321 LC21 0
 1324 LC24,29 0
 1326 LC26 0
 1328 LC28 0
 1330 LC30 0

(LIBERTARIAN)

WITH 4 OF 4 REPORTING
 VOTES PERCENT

STATE REPRESENTATIVE DISTRICT 67
 (Vote for) 1
 01 = NO CANDIDATE FILED

0

 01

1317 LC17,22 0
 1326 LC26 0
 1328 LC28 0
 1330 LC30 0

(LIBERTARIAN)

WITH 2 OF 2 REPORTING
 VOTES PERCENT

STATE REPRESENTATIVE DISTRICT 68

(Vote for) 1
 01 = NO CANDIDATE FILED 0

 01

 1307 LC7,20 0
 1310 LC10 0

(LIBERTARIAN)

VOTES PERCENT WITH 13 OF 13 REPORTING

STATE REPRESENTATIVE DISTRICT 69

(Vote for) 1
 01 = NO CANDIDATE FILED 0

 01

 1301 LC1 0
 1302 LC2,3 0
 1304 LC4 0
 1305 LC5 0
 1306 LC6,9 0
 1308 LC8,25,31 0
 1311 LC11,13,23 0
 1312 LC12,32 0
 1314 LC14 0
 1315 LC15 0
 1318 LC18,27 0
 1321 LC21 0
 1324 LC24,29 0

(LIBERTARIAN)

VOTES PERCENT WITH 1 OF 1 REPORTING

STATE REPRESENTATIVE DISTRICT 73

(Vote for) 1
 01 = NO CANDIDATE FILED 0

 01

 1316 LC16 0

(LIBERTARIAN)

VOTES PERCENT WITH 1 OF 1 REPORTING

STATE REPRESENTATIVE DISTRICT 74

(Vote for) 1
 01 = NO CANDIDATE FILED 0

 01

 1319 LC19 0

(LIBERTARIAN)

VOTES PERCENT WITH 6 OF 6 REPORTING

COUNTY COUNCIL DISTRICT 2

(Vote for) 1
 01 = LADONNA HIGGINS 8 100.00

 01

 1301 LC1 1
 1305 LC5 2
 1311 LC11,13,23 3
 1315 LC15 1
 1316 LC16 0
 1324 LC24,29 1

(LIBERTARIAN)

VOTES PERCENT WITH 15 OF 15 REPORTING

COUNTY COUNCIL DISTRICT 4

(Vote for) 1
 01 = JEFF COLEMAN 8 100.00

 01

 1302 LC2,3 1
 1304 LC4 0
 1306 LC6,9 2
 1307 LC7,20 0
 1308 LC8,25,31 2
 1310 LC10 1
 1312 LC12,32 0
 1314 LC14 0
 1317 LC17,22 0
 1318 LC18,27 0
 1319 LC19 0
 1321 LC21 1
 1326 LC26 0
 1328 LC28 1
 1330 LC30 0

(LIBERTARIAN)

VOTES PERCENT WITH 21 OF 21 REPORTING

COMMITTEEMAN LEWIS & CLARK TOWNSHIP

(Vote for) 1
 01 = NO CANDIDATE FILED 0
 02 = *SEE OFFICIAL WRITE-IN REPORT 2 100.00

 01 02

 1301 LC1 0 0
 1302 LC2,3 0 0
 1304 LC4 0 0
 1305 LC5 0 0
 1306 LC6,9 0 0
 1307 LC7,20 0 0
 1308 LC8,25,31 0 1
 1310 LC10 0 0
 1311 LC11,13,23 0 0
 1312 LC12,32 0 0
 1314 LC14 0 1
 1315 LC15 0 0

| | | | |
|------|---------|---|---|
| 1316 | LC16 | 0 | 0 |
| 1317 | LC17,22 | 0 | 0 |
| 1318 | LC18,27 | 0 | 0 |
| 1319 | LC19 | 0 | 0 |
| 1321 | LC21 | 0 | 0 |
| 1324 | LC24,29 | 0 | 0 |
| 1326 | LC26 | 0 | 0 |
| 1328 | LC28 | 0 | 0 |
| 1330 | LC30 | 0 | 0 |

(LIBERTARIAN)

VOTES PERCENT

WITH 21 OF 21 REPORTING

COMMITTEEWOMAN LEWIS & CLARK TOWNSHIP

(Vote for) 1

01 = NO CANDIDATE FILED

02 = *SEE OFFICIAL WRITE-IN REPORT

0
2 100.00

01 02

| | | | |
|------|------------|---|---|
| 1301 | LC1 | 0 | 0 |
| 1302 | LC2,3 | 0 | 0 |
| 1304 | LC4 | 0 | 0 |
| 1305 | LC5 | 0 | 0 |
| 1306 | LC6,9 | 0 | 0 |
| 1307 | LC7,20 | 0 | 0 |
| 1308 | LC8,25,31 | 0 | 1 |
| 1310 | LC10 | 0 | 0 |
| 1311 | LC11,13,23 | 0 | 0 |
| 1312 | LC12,32 | 0 | 0 |
| 1314 | LC14 | 0 | 1 |
| 1315 | LC15 | 0 | 0 |
| 1316 | LC16 | 0 | 0 |
| 1317 | LC17,22 | 0 | 0 |
| 1318 | LC18,27 | 0 | 0 |
| 1319 | LC19 | 0 | 0 |
| 1321 | LC21 | 0 | 0 |
| 1324 | LC24,29 | 0 | 0 |
| 1326 | LC26 | 0 | 0 |
| 1328 | LC28 | 0 | 0 |
| 1330 | LC30 | 0 | 0 |

(CONSTITUTION)

VOTES PERCENT

WITH 21 OF 21 REPORTING

U.S. SENATE

(Vote for) 1

01 = FRED RYMAN

1 100.00

01

| | | | |
|------|------------|---|---|
| 1301 | LC1 | 0 | 0 |
| 1302 | LC2,3 | 0 | 0 |
| 1304 | LC4 | 0 | 0 |
| 1305 | LC5 | 1 | 0 |
| 1306 | LC6,9 | 0 | 0 |
| 1307 | LC7,20 | 0 | 0 |
| 1308 | LC8,25,31 | 0 | 0 |
| 1310 | LC10 | 0 | 0 |
| 1311 | LC11,13,23 | 0 | 0 |
| 1312 | LC12,32 | 0 | 0 |
| 1314 | LC14 | 0 | 0 |
| 1315 | LC15 | 0 | 0 |
| 1316 | LC16 | 0 | 0 |
| 1317 | LC17,22 | 0 | 0 |
| 1318 | LC18,27 | 0 | 0 |
| 1319 | LC19 | 0 | 0 |
| 1321 | LC21 | 0 | 0 |
| 1324 | LC24,29 | 0 | 0 |
| 1326 | LC26 | 0 | 0 |
| 1328 | LC28 | 0 | 0 |
| 1330 | LC30 | 0 | 0 |

(CONSTITUTION)

VOTES PERCENT

WITH 21 OF 21 REPORTING

U.S. REPRESENTATIVE DISTRICT 1

(Vote for) 1

01 = NO CANDIDATE FILED

0

01

| | | | |
|------|------------|---|---|
| 1301 | LC1 | 0 | 0 |
| 1302 | LC2,3 | 0 | 0 |
| 1304 | LC4 | 0 | 0 |
| 1305 | LC5 | 0 | 0 |
| 1306 | LC6,9 | 0 | 0 |
| 1307 | LC7,20 | 0 | 0 |
| 1308 | LC8,25,31 | 0 | 0 |
| 1310 | LC10 | 0 | 0 |
| 1311 | LC11,13,23 | 0 | 0 |
| 1312 | LC12,32 | 0 | 0 |
| 1314 | LC14 | 0 | 0 |
| 1315 | LC15 | 0 | 0 |
| 1316 | LC16 | 0 | 0 |
| 1317 | LC17,22 | 0 | 0 |
| 1318 | LC18,27 | 0 | 0 |
| 1319 | LC19 | 0 | 0 |
| 1321 | LC21 | 0 | 0 |
| 1324 | LC24,29 | 0 | 0 |
| 1326 | LC26 | 0 | 0 |
| 1328 | LC28 | 0 | 0 |
| 1330 | LC30 | 0 | 0 |

(CONSTITUTION)

VOTES PERCENT

WITH 21 OF 21 REPORTING

GOVERNOR

(Vote for) 1

01 = NO CANDIDATE FILED

0

01

| | | | |
|------|-------|---|---|
| 1301 | LC1 | 0 | 0 |
| 1302 | LC2,3 | 0 | 0 |
| 1304 | LC4 | 0 | 0 |
| 1305 | LC5 | 0 | 0 |

1306 LC6,9 0
 1307 LC7,20 0
 1308 LC8,25,31 0
 1310 LC10 0
 1311 LC11,13,23 0
 1312 LC12,32 0
 1314 LC14 0
 1315 LC15 0
 1316 LC16 0
 1317 LC17,22 0
 1318 LC18,27 0
 1319 LC19 0
 1321 LC21 0
 1324 LC24,29 0
 1326 LC26 0
 1328 LC28 0
 1330 LC30 0

=====

| (CONSTITUTION) | VOTES | PERCENT | WITH 21 OF 21 | REPORTING |
|---|-------|---------|---------------|-----------|
| LIEUTENANT GOVERNOR (Vote for) 1 01 = NO CANDIDATE FILED | | | | |
| | ----- | | | |
| | 01 | | | |
| | ----- | | | |
| 1301 LC1 0 | | | | |
| 1302 LC2,3 0 | | | | |
| 1304 LC4 0 | | | | |
| 1305 LC5 0 | | | | |
| 1306 LC6,9 0 | | | | |
| 1307 LC7,20 0 | | | | |
| 1308 LC8,25,31 0 | | | | |
| 1310 LC10 0 | | | | |
| 1311 LC11,13,23 0 | | | | |
| 1312 LC12,32 0 | | | | |
| 1314 LC14 0 | | | | |
| 1315 LC15 0 | | | | |
| 1316 LC16 0 | | | | |
| 1317 LC17,22 0 | | | | |
| 1318 LC18,27 0 | | | | |
| 1319 LC19 0 | | | | |
| 1321 LC21 0 | | | | |
| 1324 LC24,29 0 | | | | |
| 1326 LC26 0 | | | | |
| 1328 LC28 0 | | | | |
| 1330 LC30 0 | | | | |

=====

| (CONSTITUTION) | VOTES | PERCENT | WITH 21 OF 21 | REPORTING |
|--|-------|---------|---------------|-----------|
| SECRETARY OF STATE (Vote for) 1 01 = NO CANDIDATE FILED | | | | |
| | ----- | | | |
| | 01 | | | |
| | ----- | | | |
| 1301 LC1 0 | | | | |
| 1302 LC2,3 0 | | | | |
| 1304 LC4 0 | | | | |
| 1305 LC5 0 | | | | |
| 1306 LC6,9 0 | | | | |
| 1307 LC7,20 0 | | | | |
| 1308 LC8,25,31 0 | | | | |
| 1310 LC10 0 | | | | |
| 1311 LC11,13,23 0 | | | | |
| 1312 LC12,32 0 | | | | |
| 1314 LC14 0 | | | | |
| 1315 LC15 0 | | | | |
| 1316 LC16 0 | | | | |
| 1317 LC17,22 0 | | | | |
| 1318 LC18,27 0 | | | | |
| 1319 LC19 0 | | | | |
| 1321 LC21 0 | | | | |
| 1324 LC24,29 0 | | | | |
| 1326 LC26 0 | | | | |
| 1328 LC28 0 | | | | |
| 1330 LC30 0 | | | | |

=====

| (CONSTITUTION) | VOTES | PERCENT | WITH 21 OF 21 | REPORTING |
|---|-------|---------|---------------|-----------|
| STATE TREASURER (Vote for) 1 01 = NO CANDIDATE FILED | | | | |
| | ----- | | | |
| | 01 | | | |
| | ----- | | | |
| 1301 LC1 0 | | | | |
| 1302 LC2,3 0 | | | | |
| 1304 LC4 0 | | | | |
| 1305 LC5 0 | | | | |
| 1306 LC6,9 0 | | | | |
| 1307 LC7,20 0 | | | | |
| 1308 LC8,25,31 0 | | | | |
| 1310 LC10 0 | | | | |
| 1311 LC11,13,23 0 | | | | |
| 1312 LC12,32 0 | | | | |
| 1314 LC14 0 | | | | |
| 1315 LC15 0 | | | | |
| 1316 LC16 0 | | | | |
| 1317 LC17,22 0 | | | | |
| 1318 LC18,27 0 | | | | |
| 1319 LC19 0 | | | | |
| 1321 LC21 0 | | | | |
| 1324 LC24,29 0 | | | | |
| 1326 LC26 0 | | | | |
| 1328 LC28 0 | | | | |
| 1330 LC30 0 | | | | |

=====

| (CONSTITUTION) | VOTES | PERCENT | WITH 21 OF 21 | REPORTING |
|--|-------|---------|---------------|-----------|
| ATTORNEY GENERAL (Vote for) 1 01 = NO CANDIDATE FILED | | | | |
| | ----- | | | |
| | 01 | | | |

```

-----
01
-----
1301 LC1 0
1302 LC2,3 0
1304 LC4 0
1305 LC5 0
1306 LC6,9 0
1307 LC7,20 0
1308 LC8,25,31 0
1310 LC10 0
1311 LC11,13,23 0
1312 LC12,32 0
1314 LC14 0
1315 LC15 0
1316 LC16 0
1317 LC17,22 0
1318 LC18,27 0
1319 LC19 0
1321 LC21 0
1324 LC24,29 0
1326 LC26 0
1328 LC28 0
1330 LC30 0

```

```

=====
(CONSTITUTION)
STATE SENATOR DISTRICT 13
(Vote for ) 1
01 = NO CANDIDATE FILED

```

```

-----
01
-----
1301 LC1 0
1302 LC2,3 0
1304 LC4 0
1305 LC5 0
1306 LC6,9 0
1307 LC7,20 0
1308 LC8,25,31 0
1310 LC10 0
1311 LC11,13,23 0
1312 LC12,32 0
1314 LC14 0
1315 LC15 0
1316 LC16 0
1317 LC17,22 0
1318 LC18,27 0
1319 LC19 0
1321 LC21 0
1324 LC24,29 0
1326 LC26 0
1328 LC28 0
1330 LC30 0

```

```

=====
(CONSTITUTION)
STATE REPRESENTATIVE DISTRICT 67
(Vote for ) 1
01 = NO CANDIDATE FILED

```

```

-----
01
-----
1317 LC17,22 0
1326 LC26 0
1328 LC28 0
1330 LC30 0

```

```

=====
(CONSTITUTION)
STATE REPRESENTATIVE DISTRICT 68
(Vote for ) 1
01 = NO CANDIDATE FILED

```

```

-----
01
-----
1307 LC7,20 0
1310 LC10 0

```

```

=====
(CONSTITUTION)
STATE REPRESENTATIVE DISTRICT 69
(Vote for ) 1
01 = NO CANDIDATE FILED

```

```

-----
01
-----
1301 LC1 0
1302 LC2,3 0
1304 LC4 0
1305 LC5 0
1306 LC6,9 0
1308 LC8,25,31 0
1311 LC11,13,23 0
1312 LC12,32 0
1314 LC14 0
1315 LC15 0
1318 LC18,27 0
1321 LC21 0
1324 LC24,29 0

```

```

=====
(CONSTITUTION)
STATE REPRESENTATIVE DISTRICT 73
(Vote for ) 1
01 = NO CANDIDATE FILED

```

```

-----
01
-----
1316 LC16 0

```

(CONSTITUTION)

VOTES PERCENT WITH 1 OF 1 REPORTING

STATE REPRESENTATIVE DISTRICT 74
(Vote for) 1
01 = NO CANDIDATE FILED

01

1319 LC19 0

(CONSTITUTION)

VOTES PERCENT WITH 6 OF 6 REPORTING

COUNTY COUNCIL DISTRICT 2
(Vote for) 1
01 = NO CANDIDATE FILED

01

1301 LC1 0
1305 LC5 0
1311 LC11,13,23 0
1315 LC15 0
1316 LC16 0
1324 LC24,29 0

(CONSTITUTION)

VOTES PERCENT WITH 15 OF 15 REPORTING

COUNTY COUNCIL DISTRICT 4
(Vote for) 1
01 = NO CANDIDATE FILED

01

1302 LC2,3 0
1304 LC4 0
1306 LC6,9 0
1307 LC7,20 0
1308 LC8,25,31 0
1310 LC10 0
1312 LC12,32 0
1314 LC14 0
1317 LC17,22 0
1318 LC18,27 0
1319 LC19 0
1321 LC21 0
1326 LC26 0
1328 LC28 0
1330 LC30 0

(CONSTITUTION)

VOTES PERCENT WITH 21 OF 21 REPORTING

COMMITTEEMAN LEWIS & CLARK TOWNSHIP
(Vote for) 1
01 = NO CANDIDATE FILED
02 = *SEE OFFICIAL WRITE-IN REPORT

01 02

1301 LC1 0 0
1302 LC2,3 0 0
1304 LC4 0 0
1305 LC5 0 1
1306 LC6,9 0 0
1307 LC7,20 0 0
1308 LC8,25,31 0 0
1310 LC10 0 0
1311 LC11,13,23 0 0
1312 LC12,32 0 0
1314 LC14 0 0
1315 LC15 0 0
1316 LC16 0 0
1317 LC17,22 0 0
1318 LC18,27 0 0
1319 LC19 0 0
1321 LC21 0 0
1324 LC24,29 0 0
1326 LC26 0 0
1328 LC28 0 0
1330 LC30 0 0

(CONSTITUTION)

VOTES PERCENT WITH 21 OF 21 REPORTING

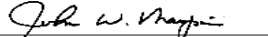
COMMITTEEWOMAN LEWIS & CLARK TOWNSHIP
(Vote for) 1
01 = NO CANDIDATE FILED
02 = *SEE OFFICIAL WRITE-IN REPORT

01 02

1301 LC1 0 0
1302 LC2,3 0 0
1304 LC4 0 0
1305 LC5 0 1
1306 LC6,9 0 0
1307 LC7,20 0 0
1308 LC8,25,31 0 0
1310 LC10 0 0
1311 LC11,13,23 0 0
1312 LC12,32 0 0
1314 LC14 0 0
1315 LC15 0 0
1316 LC16 0 0
1317 LC17,22 0 0
1318 LC18,27 0 0
1319 LC19 0 0
1321 LC21 0 0
1324 LC24,29 0 0
1326 LC26 0 0
1328 LC28 0 0
1330 LC30 0 0

WE, THE BOARD OF ELECTION COMMISSIONERS OF ST. LOUIS COUNTY, MISSOURI, ACTING AS THE VERIFICATION BOARD PURSUANT TO SECTION 115.507, RSMo, HEREBY CERTIFY THE FOREGOING TO BE A TRUE AND CORRECT ABSTRACT OF VOTES CAST FOR THE CANDIDATES AND ISSUES AT THE PRIMARY ELECTION HELD IN ST. LOUIS COUNTY, MISSOURI, ON AUGUST 2, 2016. IN TESTIMONY WHEREOF, WE HAVE HEREUNTO SET OUR HAND AT OUR OFFICE IN MAPLEWOOD, ST. LOUIS COUNTY, MISSOURI, ON AUGUST 16, 2016.


RICHARD H. KELLETT, CHAIRMAN


JOHN W. MAUPIN, SECRETARY


TRUDI MCCOLLUM FOUSHEE, COMMISSIONER


JOHN P. KING, COMMISSIONER



RUN DATE:08/15/16 12:32 PM

| | | TOTAL | | PERCENT | | WITH 17 OF 17 PRECINCTS REPORTING | | TOTAL | PERCENT |
|--------------------------------|--|--------|-------|---------|-----|-----------------------------------|----|-------|---------|
| 01 = REGISTERED VOTERS - TOTAL | | 21,327 | | | | 05 = BALLOTS CAST - LIBERTARIAN | 27 | .59 | |
| 02 = BALLOTS CAST - TOTAL | | 4,599 | | | | 06 = BALLOTS CAST - CONSTITUTION | 10 | .22 | |
| 03 = BALLOTS CAST - DEMOCRATIC | | 1,956 | 42.53 | | | 07 = BALLOTS CAST - NONPARTISAN | 0 | | |
| 04 = BALLOTS CAST - REPUBLICAN | | 2,606 | 56.66 | | | 08 = VOTER TURNOUT - TOTAL | | 21.56 | |
| | | 01 | 02 | 03 | 04 | 05 | 06 | 07 | 08 |
| 1401 LEM1 | | 1511 | 206 | 106 | 99 | 1 | 0 | 0 | 13.63 |
| 1402 LEM2 | | 1624 | 291 | 147 | 142 | 2 | 0 | 0 | 17.92 |
| 1403 LEM3,16,32,33 | | 1528 | 410 | 174 | 234 | 2 | 0 | 0 | 26.83 |
| 1404 LEM4,6 | | 506 | 94 | 40 | 52 | 1 | 1 | 0 | 18.58 |
| 1405 LEM5,30 | | 1522 | 345 | 146 | 198 | 0 | 1 | 0 | 22.67 |
| 1407 LEM7 | | 1368 | 213 | 88 | 121 | 1 | 3 | 0 | 15.57 |
| 1408 LEM8 | | 772 | 133 | 69 | 60 | 4 | 0 | 0 | 17.23 |
| 1409 LEM9,17 | | 1412 | 380 | 140 | 236 | 3 | 1 | 0 | 26.91 |
| 1410 LEM10,25,26,27,28 | | 1319 | 277 | 140 | 133 | 4 | 0 | 0 | 21.00 |
| 1411 LEM11,12,18,19,20 | | 1367 | 301 | 132 | 169 | 0 | 0 | 0 | 22.02 |
| 1413 LEM13 | | 1369 | 326 | 118 | 207 | 0 | 1 | 0 | 23.81 |
| 1414 LEM14 | | 217 | 55 | 30 | 25 | 0 | 0 | 0 | 25.35 |
| 1415 LEM15 | | 1711 | 396 | 154 | 239 | 3 | 0 | 0 | 23.14 |
| 1421 LEM21 | | 1024 | 238 | 106 | 126 | 3 | 3 | 0 | 23.24 |
| 1422 LEM22,24 | | 2353 | 544 | 211 | 331 | 2 | 0 | 0 | 23.12 |
| 1423 LEM23,31 | | 1632 | 358 | 142 | 215 | 1 | 0 | 0 | 21.94 |
| 1429 LEM29 | | 92 | 32 | 13 | 19 | 0 | 0 | 0 | 34.78 |

| (DEMOCRATIC) | | VOTES | | PERCENT | | WITH 17 OF 17 REPORTING | | VOTES | PERCENT |
|-----------------------|--|-------|-----|---------|----|-------------------------|-------|-------|---------|
| U.S. SENATE | | | | | | | | | |
| (Vote for) 1 | | | | | | | | | |
| 01 = CHIEF WANA DUBIE | | | 179 | 9.52 | | 03 = JASON KANDER | 1,347 | 71.61 | |
| 02 = CORI BUSH | | | 229 | 12.17 | | 04 = ROBERT MACK | 126 | 6.70 | |
| | | 01 | 02 | 03 | 04 | | | | |

| | | | | | | | | | |
|------------------------|--|----|----|-----|----|--|--|--|--|
| 1401 LEM1 | | 15 | 11 | 66 | 8 | | | | |
| 1402 LEM2 | | 21 | 23 | 90 | 9 | | | | |
| 1403 LEM3,16,32,33 | | 15 | 23 | 118 | 12 | | | | |
| 1404 LEM4,6 | | 6 | 8 | 24 | 2 | | | | |
| 1405 LEM5,30 | | 9 | 13 | 110 | 6 | | | | |
| 1407 LEM7 | | 11 | 10 | 57 | 7 | | | | |
| 1408 LEM8 | | 8 | 8 | 50 | 1 | | | | |
| 1409 LEM9,17 | | 6 | 12 | 112 | 6 | | | | |
| 1410 LEM10,25,26,27,28 | | 10 | 13 | 95 | 13 | | | | |
| 1411 LEM11,12,18,19,20 | | 10 | 11 | 90 | 13 | | | | |
| 1413 LEM13 | | 4 | 11 | 95 | 2 | | | | |
| 1414 LEM14 | | 0 | 6 | 22 | 2 | | | | |
| 1415 LEM15 | | 16 | 21 | 100 | 14 | | | | |
| 1421 LEM21 | | 13 | 22 | 59 | 7 | | | | |
| 1422 LEM22,24 | | 18 | 22 | 151 | 12 | | | | |
| 1423 LEM23,31 | | 15 | 15 | 99 | 12 | | | | |
| 1429 LEM29 | | 2 | 0 | 9 | 0 | | | | |

| (DEMOCRATIC) | | VOTES | | PERCENT | | WITH 2 OF 2 REPORTING | | VOTES | PERCENT |
|--------------------------------|--|-------|-----|---------|--|-------------------------------|----|-------|---------|
| U.S. REPRESENTATIVE DISTRICT 1 | | | | | | | | | |
| (Vote for) 1 | | | | | | | | | |
| 01 = (WILLIAM) BILL HAAS | | | 69 | 31.36 | | 03 = MARIA N. CHAPPELLE-NADAL | 49 | 22.27 | |
| 02 = LACY CLAY | | | 102 | 46.36 | | | | | |
| | | 01 | 02 | 03 | | | | | |
| 1407 LEM7 | | 29 | 41 | 16 | | | | | |
| 1410 LEM10,25,26,27,28 | | 40 | 61 | 33 | | | | | |

| (DEMOCRATIC) | | VOTES | | PERCENT | | WITH 15 OF 15 REPORTING | | VOTES | PERCENT |
|--------------------------------|--|-------|-------|---------|--|-------------------------|--|-------|---------|
| U.S. REPRESENTATIVE DISTRICT 2 | | | | | | | | | |
| (Vote for) 1 | | | | | | | | | |
| 01 = BILL OTTO | | | 1,533 | 100.00 | | | | | |
| | | 01 | | | | | | | |
| 1401 LEM1 | | 95 | | | | | | | |
| 1402 LEM2 | | 131 | | | | | | | |
| 1403 LEM3,16,32,33 | | 156 | | | | | | | |
| 1404 LEM4,6 | | 38 | | | | | | | |
| 1405 LEM5,30 | | 125 | | | | | | | |
| 1408 LEM8 | | 58 | | | | | | | |
| 1409 LEM9,17 | | 125 | | | | | | | |
| 1411 LEM11,12,18,19,20 | | 109 | | | | | | | |
| 1413 LEM13 | | 106 | | | | | | | |
| 1414 LEM14 | | 28 | | | | | | | |
| 1415 LEM15 | | 134 | | | | | | | |
| 1421 LEM21 | | 99 | | | | | | | |
| 1422 LEM22,24 | | 188 | | | | | | | |
| 1423 LEM23,31 | | 132 | | | | | | | |
| 1429 LEM29 | | 9 | | | | | | | |

| (DEMOCRATIC) | | VOTES | | PERCENT | | WITH 17 OF 17 REPORTING | | VOTES | PERCENT |
|----------------------------------|--|-------|-------|---------|----|-------------------------|-----|-------|---------|
| GOVERNOR | | | | | | | | | |
| (Vote for) 1 | | | | | | | | | |
| 01 = LEONARD JOSEPH STEINMAN, II | | | 72 | 3.76 | | 03 = ERIC MORRISON | 112 | 5.85 | |
| 02 = CHRIS KOSTER | | | 1,649 | 86.11 | | 04 = CHARLES B. WHEELER | 82 | 4.28 | |
| | | 01 | 02 | 03 | 04 | | | | |
| 1401 LEM1 | | 5 | 86 | 4 | 8 | | | | |
| 1402 LEM2 | | 4 | 117 | 9 | 10 | | | | |
| 1403 LEM3,16,32,33 | | 7 | 144 | 13 | 7 | | | | |
| 1404 LEM4,6 | | 3 | 31 | 2 | 4 | | | | |
| 1405 LEM5,30 | | 2 | 131 | 5 | 6 | | | | |
| 1407 LEM7 | | 4 | 74 | 5 | 2 | | | | |
| 1408 LEM8 | | 5 | 55 | 7 | 2 | | | | |
| 1409 LEM9,17 | | 6 | 128 | 4 | 2 | | | | |
| 1410 LEM10,25,26,27,28 | | 2 | 116 | 12 | 5 | | | | |

| | | | | | |
|------|-------------------|----|-----|----|---|
| 1411 | LEM11,12,18,19,20 | 10 | 102 | 11 | 4 |
| 1413 | LEM13 | 1 | 103 | 7 | 6 |
| 1414 | LEM14 | 0 | 25 | 4 | 1 |
| 1415 | LEM15 | 4 | 133 | 6 | 7 |
| 1421 | LEM21 | 4 | 90 | 6 | 5 |
| 1422 | LEM22,24 | 10 | 182 | 11 | 6 |
| 1423 | LEM23,31 | 5 | 121 | 6 | 7 |
| 1429 | LEM29 | 0 | 11 | 0 | 0 |

(DEMOCRATIC)

| | | VOTES | | PERCENT | | WITH 17 OF 17 REPORTING | | VOTES | | PERCENT | |
|---------------------|--|-------|--|---------|--|--------------------------|--|-------|--|---------|--|
| LIEUTENANT GOVERNOR | | | | | | | | | | | |
| (Vote for) 1 | | | | | | | | | | | |
| 01 = WINSTON APPLE | | 163 | | 8.62 | | | | | | | |
| 02 = RUSS CARNAHAN | | 1,618 | | 85.52 | | 03 = TOMMIE PIERSON, SR. | | 111 | | 5.87 | |

| | | 01 | | 02 | | 03 | |
|------|-------------------|----|-----|----|--|----|--|
| 1401 | LEM1 | 9 | 88 | 5 | | | |
| 1402 | LEM2 | 12 | 119 | 9 | | | |
| 1403 | LEM3,16,32,33 | 12 | 144 | 12 | | | |
| 1404 | LEM4,6 | 3 | 32 | 5 | | | |
| 1405 | LEM5,30 | 7 | 126 | 6 | | | |
| 1407 | LEM7 | 6 | 70 | 7 | | | |
| 1408 | LEM8 | 8 | 56 | 3 | | | |
| 1409 | LEM9,17 | 10 | 119 | 9 | | | |
| 1410 | LEM10,25,26,27,28 | 11 | 114 | 8 | | | |
| 1411 | LEM11,12,18,19,20 | 10 | 106 | 10 | | | |
| 1413 | LEM13 | 5 | 105 | 5 | | | |
| 1414 | LEM14 | 4 | 25 | 1 | | | |
| 1415 | LEM15 | 17 | 126 | 7 | | | |
| 1421 | LEM21 | 14 | 88 | 3 | | | |
| 1422 | LEM22,24 | 20 | 180 | 7 | | | |
| 1423 | LEM23,31 | 13 | 111 | 14 | | | |
| 1429 | LEM29 | 2 | 9 | 0 | | | |

(DEMOCRATIC)

| | | VOTES | | PERCENT | | WITH 17 OF 17 REPORTING | | VOTES | | PERCENT | |
|-------------------------|--|-------|--|---------|--|-------------------------|--|-------|--|---------|--|
| SECRETARY OF STATE | | | | | | | | | | | |
| (Vote for) 1 | | | | | | | | | | | |
| 01 = BILL CLINTON YOUNG | | 356 | | 18.99 | | | | | | | |
| 02 = ROBIN SMITH | | 1,430 | | 76.27 | | 03 = MD RABBI ALAM | | 89 | | 4.75 | |

| | | 01 | | 02 | | 03 | |
|------|-------------------|----|-----|----|--|----|--|
| 1401 | LEM1 | 17 | 76 | 6 | | | |
| 1402 | LEM2 | 27 | 108 | 5 | | | |
| 1403 | LEM3,16,32,33 | 31 | 130 | 8 | | | |
| 1404 | LEM4,6 | 8 | 26 | 6 | | | |
| 1405 | LEM5,30 | 20 | 113 | 5 | | | |
| 1407 | LEM7 | 15 | 65 | 4 | | | |
| 1408 | LEM8 | 12 | 51 | 4 | | | |
| 1409 | LEM9,17 | 22 | 109 | 5 | | | |
| 1410 | LEM10,25,26,27,28 | 24 | 105 | 4 | | | |
| 1411 | LEM11,12,18,19,20 | 28 | 93 | 5 | | | |
| 1413 | LEM13 | 26 | 84 | 3 | | | |
| 1414 | LEM14 | 4 | 25 | 1 | | | |
| 1415 | LEM15 | 41 | 96 | 10 | | | |
| 1421 | LEM21 | 30 | 66 | 5 | | | |
| 1422 | LEM22,24 | 28 | 167 | 9 | | | |
| 1423 | LEM23,31 | 21 | 108 | 8 | | | |
| 1429 | LEM29 | 2 | 8 | 1 | | | |

(DEMOCRATIC)

| | | VOTES | | PERCENT | | WITH 17 OF 17 REPORTING | | VOTES | | PERCENT | |
|--------------------|--|-------|--|---------|--|-------------------------|--|-------|--|---------|--|
| STATE TREASURER | | | | | | | | | | | |
| (Vote for) 1 | | | | | | | | | | | |
| 01 = PAT CONTRERAS | | 892 | | 48.69 | | | | | | | |
| 02 = JUDY BAKER | | 940 | | 51.31 | | | | | | | |

| | | 01 | | 02 | |
|------|-------------------|-----|----|----|--|
| 1401 | LEM1 | 53 | 45 | | |
| 1402 | LEM2 | 55 | 78 | | |
| 1403 | LEM3,16,32,33 | 76 | 92 | | |
| 1404 | LEM4,6 | 16 | 24 | | |
| 1405 | LEM5,30 | 68 | 63 | | |
| 1407 | LEM7 | 36 | 44 | | |
| 1408 | LEM8 | 32 | 34 | | |
| 1409 | LEM9,17 | 68 | 67 | | |
| 1410 | LEM10,25,26,27,28 | 62 | 69 | | |
| 1411 | LEM11,12,18,19,20 | 63 | 59 | | |
| 1413 | LEM13 | 60 | 50 | | |
| 1414 | LEM14 | 14 | 16 | | |
| 1415 | LEM15 | 67 | 78 | | |
| 1421 | LEM21 | 46 | 52 | | |
| 1422 | LEM22,24 | 106 | 94 | | |
| 1423 | LEM23,31 | 61 | 73 | | |
| 1429 | LEM29 | 9 | 2 | | |

(DEMOCRATIC)

| | | VOTES | | PERCENT | | WITH 17 OF 17 REPORTING | | VOTES | | PERCENT | |
|---------------------|--|-------|--|---------|--|-------------------------|--|-------|--|---------|--|
| ATTORNEY GENERAL | | | | | | | | | | | |
| (Vote for) 1 | | | | | | | | | | | |
| 01 = JAKE ZIMMERMAN | | 1,195 | | 63.23 | | | | | | | |
| 02 = TERESA HENSLEY | | 695 | | 36.77 | | | | | | | |

| | | 01 | | 02 | |
|------|-------------------|-----|----|----|--|
| 1401 | LEM1 | 64 | 37 | | |
| 1402 | LEM2 | 73 | 66 | | |
| 1403 | LEM3,16,32,33 | 109 | 60 | | |
| 1404 | LEM4,6 | 22 | 17 | | |
| 1405 | LEM5,30 | 90 | 47 | | |
| 1407 | LEM7 | 61 | 22 | | |
| 1408 | LEM8 | 43 | 25 | | |
| 1409 | LEM9,17 | 87 | 52 | | |
| 1410 | LEM10,25,26,27,28 | 88 | 47 | | |
| 1411 | LEM11,12,18,19,20 | 70 | 54 | | |
| 1413 | LEM13 | 83 | 33 | | |
| 1414 | LEM14 | 20 | 10 | | |
| 1415 | LEM15 | 83 | 69 | | |
| 1421 | LEM21 | 60 | 42 | | |

| | | |
|---------------|-----|----|
| 1422 LEM22,24 | 141 | 65 |
| 1423 LEM23,31 | 94 | 45 |
| 1429 LEM29 | 7 | 4 |

(DEMOCRATIC)

WITH 16 OF 16 REPORTING

STATE SENATOR DISTRICT 1
 (Vote for) 1
 01 = SCOTT SIFTON

VOTES PERCENT
 1,690 100.00

 01

| | |
|------------------------|-----|
| 1401 LEM1 | 95 |
| 1402 LEM2 | 120 |
| 1403 LEM3,16,32,33 | 149 |
| 1404 LEM4,6 | 36 |
| 1405 LEM5,30 | 122 |
| 1407 LEM7 | 76 |
| 1408 LEM8 | 64 |
| 1409 LEM9,17 | 118 |
| 1410 LEM10,25,26,27,28 | 130 |
| 1411 LEM11,12,18,19,20 | 114 |
| 1413 LEM13 | 103 |
| 1414 LEM14 | 27 |
| 1415 LEM15 | 133 |
| 1421 LEM21 | 94 |
| 1422 LEM22,24 | 180 |
| 1423 LEM23,31 | 129 |

(DEMOCRATIC)

WITH 1 OF 1 REPORTING

STATE SENATOR DISTRICT 15
 (Vote for) 1
 01 = MARK G. BOYKO
 02 = STEPHEN EAGLETON

VOTES PERCENT
 4 36.36
 7 63.64

 01 02

| | | |
|------------|---|---|
| 1429 LEM29 | 4 | 7 |
|------------|---|---|

(DEMOCRATIC)

WITH 10 OF 10 REPORTING

STATE REPRESENTATIVE DISTRICT 93
 (Vote for) 1
 01 = BOB BURNS

VOTES PERCENT
 955 100.00

 01

| | |
|------------------------|-----|
| 1401 LEM1 | 92 |
| 1402 LEM2 | 131 |
| 1404 LEM4,6 | 35 |
| 1405 LEM5,30 | 127 |
| 1407 LEM7 | 78 |
| 1409 LEM9,17 | 121 |
| 1410 LEM10,25,26,27,28 | 129 |
| 1411 LEM11,12,18,19,20 | 117 |
| 1414 LEM14 | 29 |
| 1421 LEM21 | 96 |

(DEMOCRATIC)

WITH 7 OF 7 REPORTING

STATE REPRESENTATIVE DISTRICT 94
 (Vote for) 1
 01 = VICKI LORENZ ENGLUND

VOTES PERCENT
 790 100.00

 01

| | |
|--------------------|-----|
| 1403 LEM3,16,32,33 | 159 |
| 1408 LEM8 | 60 |
| 1413 LEM13 | 103 |
| 1415 LEM15 | 131 |
| 1422 LEM22,24 | 198 |
| 1423 LEM23,31 | 129 |
| 1429 LEM29 | 10 |

(DEMOCRATIC)

WITH 17 OF 17 REPORTING

COUNTY COUNCIL DISTRICT 6
 (Vote for) 1
 01 = PATRICIA (PAT) YAEGER

VOTES PERCENT
 1,778 100.00

 01

| | |
|------------------------|-----|
| 1401 LEM1 | 97 |
| 1402 LEM2 | 137 |
| 1403 LEM3,16,32,33 | 159 |
| 1404 LEM4,6 | 37 |
| 1405 LEM5,30 | 128 |
| 1407 LEM7 | 79 |
| 1408 LEM8 | 64 |
| 1409 LEM9,17 | 124 |
| 1410 LEM10,25,26,27,28 | 133 |
| 1411 LEM11,12,18,19,20 | 118 |
| 1413 LEM13 | 106 |
| 1414 LEM14 | 30 |
| 1415 LEM15 | 140 |
| 1421 LEM21 | 97 |
| 1422 LEM22,24 | 189 |
| 1423 LEM23,31 | 131 |
| 1429 LEM29 | 9 |

(DEMOCRATIC)

WITH 17 OF 17 REPORTING

COMMITTEEMAN LEMAY TOWNSHIP
 (Vote for) 1
 01 = MICHAEL KOELLER
 02 = INVALID WRITE-IN

VOTES PERCENT
 1,738 99.37
 11 .63

 01 02

| | | |
|-----------|----|---|
| 1401 LEM1 | 98 | 0 |
|-----------|----|---|

| | | |
|------------------------|-----|---|
| 1402 LEM2 | 135 | 0 |
| 1403 LEM3,16,32,33 | 152 | 0 |
| 1404 LEM4,6 | 36 | 0 |
| 1405 LEM5,30 | 130 | 1 |
| 1407 LEM7 | 77 | 0 |
| 1408 LEM8 | 64 | 0 |
| 1409 LEM9,17 | 123 | 0 |
| 1410 LEM10,25,26,27,28 | 123 | 5 |
| 1411 LEM11,12,18,19,20 | 114 | 0 |
| 1413 LEM13 | 103 | 1 |
| 1414 LEM14 | 30 | 0 |
| 1415 LEM15 | 138 | 1 |
| 1421 LEM21 | 94 | 1 |
| 1422 LEM22,24 | 183 | 1 |
| 1423 LEM23,31 | 128 | 1 |
| 1429 LEM29 | 10 | 0 |

(DEMOCRATIC)

COMMITTEEWOMAN LEMAY TOWNSHIP
(Vote for) 1
01 = BROOKE SHAW
02 = INVALID WRITE-IN

VOTES PERCENT
1,722 99.37
11 .63

WITH 17 OF 17 REPORTING

01 02

| | | |
|------------------------|-----|---|
| 1401 LEM1 | 97 | 1 |
| 1402 LEM2 | 128 | 1 |
| 1403 LEM3,16,32,33 | 150 | 0 |
| 1404 LEM4,6 | 36 | 0 |
| 1405 LEM5,30 | 130 | 0 |
| 1407 LEM7 | 75 | 0 |
| 1408 LEM8 | 65 | 0 |
| 1409 LEM9,17 | 123 | 0 |
| 1410 LEM10,25,26,27,28 | 127 | 2 |
| 1411 LEM11,12,18,19,20 | 114 | 0 |
| 1413 LEM13 | 101 | 1 |
| 1414 LEM14 | 29 | 0 |
| 1415 LEM15 | 139 | 1 |
| 1421 LEM21 | 92 | 1 |
| 1422 LEM22,24 | 180 | 2 |
| 1423 LEM23,31 | 126 | 2 |
| 1429 LEM29 | 10 | 0 |

(REPUBLICAN)

U.S. SENATE
(Vote for) 1
01 = ROY BLUNT
02 = KRISTI NICHOLS

VOTES PERCENT
1,881 74.50
443 17.54

WITH 17 OF 17 REPORTING

VOTES PERCENT
103 4.08
98 3.88

01 02 03 04

| | | | | |
|------------------------|-----|----|----|----|
| 1401 LEM1 | 68 | 21 | 4 | 4 |
| 1402 LEM2 | 104 | 25 | 4 | 5 |
| 1403 LEM3,16,32,33 | 169 | 43 | 8 | 7 |
| 1404 LEM4,6 | 35 | 9 | 4 | 3 |
| 1405 LEM5,30 | 145 | 35 | 7 | 9 |
| 1407 LEM7 | 80 | 25 | 5 | 7 |
| 1408 LEM8 | 35 | 15 | 3 | 5 |
| 1409 LEM9,17 | 183 | 34 | 11 | 5 |
| 1410 LEM10,25,26,27,28 | 97 | 19 | 7 | 5 |
| 1411 LEM11,12,18,19,20 | 129 | 23 | 7 | 2 |
| 1413 LEM13 | 152 | 26 | 12 | 12 |
| 1414 LEM14 | 18 | 2 | 1 | 1 |
| 1415 LEM15 | 171 | 49 | 4 | 7 |
| 1421 LEM21 | 86 | 21 | 6 | 5 |
| 1422 LEM22,24 | 236 | 64 | 10 | 11 |
| 1423 LEM23,31 | 158 | 30 | 10 | 9 |
| 1429 LEM29 | 15 | 2 | 0 | 1 |

(REPUBLICAN)

U.S. REPRESENTATIVE DISTRICT 1
(Vote for) 1
01 = STEVEN G. BAILEY
02 = PAUL BERRY, III

VOTES PERCENT
169 76.47
52 23.53

WITH 2 OF 2 REPORTING

01 02

| | | |
|------------------------|----|----|
| 1407 LEM7 | 84 | 24 |
| 1410 LEM10,25,26,27,28 | 85 | 28 |

(REPUBLICAN)

U.S. REPRESENTATIVE DISTRICT 2
(Vote for) 1
01 = ANN WAGNER
02 = GREG SEARS

VOTES PERCENT
1,838 81.94
405 18.06

WITH 15 OF 15 REPORTING

01 02

| | | |
|------------------------|-----|----|
| 1401 LEM1 | 71 | 24 |
| 1402 LEM2 | 107 | 28 |
| 1403 LEM3,16,32,33 | 189 | 34 |
| 1404 LEM4,6 | 40 | 10 |
| 1405 LEM5,30 | 151 | 40 |
| 1408 LEM8 | 44 | 11 |
| 1409 LEM9,17 | 192 | 37 |
| 1411 LEM11,12,18,19,20 | 124 | 29 |
| 1413 LEM13 | 160 | 39 |
| 1414 LEM14 | 20 | 3 |
| 1415 LEM15 | 193 | 39 |
| 1421 LEM21 | 89 | 24 |
| 1422 LEM22,24 | 263 | 56 |
| 1423 LEM23,31 | 179 | 28 |
| 1429 LEM29 | 16 | 3 |

(REPUBLICAN)

GOVERNOR
(Vote for) 1

VOTES PERCENT

WITH 17 OF 17 REPORTING

VOTES PERCENT

| | | | | | |
|------------------------|-----|-------|----------------------|-----|-------|
| 01 = CATHERINE HANAWAY | 743 | 28.69 | 03 = JOHN BRUNNER | 526 | 20.31 |
| 02 = ERIC GREITENS | 865 | 33.40 | 04 = PETER D. KINDER | 456 | 17.61 |

| | | | |
|----|----|----|----|
| 01 | 02 | 03 | 04 |
|----|----|----|----|

| | | | | |
|------------------------|-----|-----|----|----|
| 1401 LEM1 | 30 | 31 | 26 | 10 |
| 1402 LEM2 | 41 | 35 | 36 | 30 |
| 1403 LEM3,16,32,33 | 73 | 79 | 41 | 40 |
| 1404 LEM4,6 | 14 | 21 | 7 | 9 |
| 1405 LEM5,30 | 49 | 65 | 39 | 44 |
| 1407 LEM7 | 24 | 47 | 26 | 23 |
| 1408 LEM8 | 20 | 19 | 13 | 8 |
| 1409 LEM9,17 | 66 | 86 | 40 | 43 |
| 1410 LEM10,25,26,27,28 | 39 | 40 | 33 | 21 |
| 1411 LEM11,12,18,19,20 | 50 | 45 | 43 | 27 |
| 1413 LEM13 | 63 | 66 | 42 | 36 |
| 1414 LEM14 | 8 | 5 | 8 | 4 |
| 1415 LEM15 | 63 | 92 | 45 | 37 |
| 1421 LEM21 | 29 | 52 | 29 | 15 |
| 1422 LEM22,24 | 108 | 105 | 54 | 62 |
| 1423 LEM23,31 | 62 | 70 | 39 | 44 |
| 1429 LEM29 | 4 | 7 | 5 | 3 |

(REPUBLICAN)

| | | | | | |
|--------------------------------------|-------|---------|-------------------------|-------|---------|
| LIEUTENANT GOVERNOR (Vote for) 1 | VOTES | PERCENT | WITH 17 OF 17 REPORTING | VOTES | PERCENT |
| 01 = ARNIE C. AC DIENOFF | 164 | 6.68 | | | |
| 02 = BEV RANDLES | 1,019 | 41.52 | 03 = MIKE PARSON | 1,271 | 51.79 |

| | | |
|----|----|----|
| 01 | 02 | 03 |
|----|----|----|

| | | | |
|------------------------|----|-----|-----|
| 1401 LEM1 | 5 | 37 | 54 |
| 1402 LEM2 | 12 | 49 | 71 |
| 1403 LEM3,16,32,33 | 17 | 88 | 113 |
| 1404 LEM4,6 | 1 | 31 | 19 |
| 1405 LEM5,30 | 17 | 85 | 89 |
| 1407 LEM7 | 4 | 52 | 57 |
| 1408 LEM8 | 1 | 19 | 34 |
| 1409 LEM9,17 | 20 | 89 | 119 |
| 1410 LEM10,25,26,27,28 | 8 | 54 | 63 |
| 1411 LEM11,12,18,19,20 | 7 | 58 | 91 |
| 1413 LEM13 | 15 | 81 | 101 |
| 1414 LEM14 | 1 | 7 | 16 |
| 1415 LEM15 | 13 | 94 | 123 |
| 1421 LEM21 | 10 | 47 | 59 |
| 1422 LEM22,24 | 15 | 127 | 166 |
| 1423 LEM23,31 | 16 | 95 | 87 |
| 1429 LEM29 | 2 | 6 | 9 |

(REPUBLICAN)

| | | | | | |
|-------------------------------------|-------|---------|-------------------------|-------|---------|
| SECRETARY OF STATE (Vote for) 1 | VOTES | PERCENT | WITH 17 OF 17 REPORTING | VOTES | PERCENT |
| 01 = WILL KRAUS | 882 | 35.29 | | | |
| 02 = JOHN (JAY) ASHCROFT | 1,496 | 59.86 | 03 = ROI CHINN | 121 | 4.84 |

| | | |
|----|----|----|
| 01 | 02 | 03 |
|----|----|----|

| | | | |
|------------------------|-----|-----|----|
| 1401 LEM1 | 27 | 59 | 8 |
| 1402 LEM2 | 54 | 81 | 3 |
| 1403 LEM3,16,32,33 | 81 | 139 | 5 |
| 1404 LEM4,6 | 18 | 32 | 1 |
| 1405 LEM5,30 | 76 | 105 | 12 |
| 1407 LEM7 | 51 | 60 | 4 |
| 1408 LEM8 | 23 | 29 | 3 |
| 1409 LEM9,17 | 71 | 148 | 13 |
| 1410 LEM10,25,26,27,28 | 35 | 87 | 6 |
| 1411 LEM11,12,18,19,20 | 53 | 99 | 6 |
| 1413 LEM13 | 77 | 110 | 11 |
| 1414 LEM14 | 9 | 14 | 0 |
| 1415 LEM15 | 89 | 134 | 8 |
| 1421 LEM21 | 44 | 66 | 7 |
| 1422 LEM22,24 | 113 | 182 | 21 |
| 1423 LEM23,31 | 57 | 136 | 13 |
| 1429 LEM29 | 4 | 15 | 0 |

(REPUBLICAN)

| | | | |
|----------------------------------|-------|---------|-------------------------|
| STATE TREASURER (Vote for) 1 | VOTES | PERCENT | WITH 17 OF 17 REPORTING |
| 01 = ERIC SCHMITT | 2,240 | 100.00 | |

| |
|----|
| 01 |
|----|

| | |
|------------------------|-----|
| 1401 LEM1 | 85 |
| 1402 LEM2 | 118 |
| 1403 LEM3,16,32,33 | 206 |
| 1404 LEM4,6 | 43 |
| 1405 LEM5,30 | 185 |
| 1407 LEM7 | 108 |
| 1408 LEM8 | 47 |
| 1409 LEM9,17 | 211 |
| 1410 LEM10,25,26,27,28 | 105 |
| 1411 LEM11,12,18,19,20 | 138 |
| 1413 LEM13 | 183 |
| 1414 LEM14 | 21 |
| 1415 LEM15 | 200 |
| 1421 LEM21 | 106 |
| 1422 LEM22,24 | 284 |
| 1423 LEM23,31 | 184 |
| 1429 LEM29 | 16 |

(REPUBLICAN)

| | | | |
|-----------------------------------|-------|---------|-------------------------|
| ATTORNEY GENERAL (Vote for) 1 | VOTES | PERCENT | WITH 17 OF 17 REPORTING |
| 01 = JOSH HAWLEY | 1,818 | 72.57 | |
| 02 = KURT SCHAEFER | 687 | 27.43 | |

| | |
|----|----|
| 01 | 02 |
|----|----|

| | | |
|-----------|----|----|
| 1401 LEM1 | 59 | 34 |
|-----------|----|----|

| | | |
|------------------------|-----|----|
| 1402 LEM2 | 100 | 33 |
| 1403 LEM3,16,32,33 | 173 | 51 |
| 1404 LEM4,6 | 37 | 13 |
| 1405 LEM5,30 | 138 | 52 |
| 1407 LEM7 | 76 | 41 |
| 1408 LEM8 | 41 | 15 |
| 1409 LEM9,17 | 162 | 69 |
| 1410 LEM10,25,26,27,28 | 93 | 37 |
| 1411 LEM11,12,18,19,20 | 127 | 33 |
| 1413 LEM13 | 134 | 65 |
| 1414 LEM14 | 17 | 8 |
| 1415 LEM15 | 180 | 55 |
| 1421 LEM21 | 94 | 25 |
| 1422 LEM22,24 | 232 | 87 |
| 1423 LEM23,31 | 140 | 66 |
| 1429 LEM29 | 15 | 3 |

(REPUBLICAN)

WITH 16 OF 16 REPORTING

| STATE SENATOR DISTRICT 1 | VOTES | PERCENT |
|--------------------------|-------|---------|
| (Vote for) 1 | | |
| 01 = RANDY JOTTE | 2,194 | 100.00 |

01

| | |
|------------------------|-----|
| 1401 LEM1 | 80 |
| 1402 LEM2 | 112 |
| 1403 LEM3,16,32,33 | 198 |
| 1404 LEM4,6 | 43 |
| 1405 LEM5,30 | 183 |
| 1407 LEM7 | 106 |
| 1408 LEM8 | 45 |
| 1409 LEM9,17 | 212 |
| 1410 LEM10,25,26,27,28 | 110 |
| 1411 LEM11,12,18,19,20 | 136 |
| 1413 LEM13 | 182 |
| 1414 LEM14 | 19 |
| 1415 LEM15 | 207 |
| 1421 LEM21 | 100 |
| 1422 LEM22,24 | 282 |
| 1423 LEM23,31 | 179 |

(REPUBLICAN)

WITH 1 OF 1 REPORTING

| STATE SENATOR DISTRICT 15 | VOTES | PERCENT |
|---------------------------|-------|---------|
| (Vote for) 1 | | |
| 01 = ANDREW KOENIG | 12 | 66.67 |
| 02 = RICK STREAM | 6 | 33.33 |

01 02

| | | |
|------------|----|---|
| 1429 LEM29 | 12 | 6 |
|------------|----|---|

(REPUBLICAN)

WITH 10 OF 10 REPORTING

| STATE REPRESENTATIVE DISTRICT 93 | VOTES | PERCENT |
|----------------------------------|-------|---------|
| (Vote for) 1 | | |
| 01 = LANDRY SORBEL | 1,073 | 100.00 |

01

| | |
|------------------------|-----|
| 1401 LEM1 | 76 |
| 1402 LEM2 | 112 |
| 1404 LEM4,6 | 42 |
| 1405 LEM5,30 | 178 |
| 1407 LEM7 | 103 |
| 1409 LEM9,17 | 203 |
| 1410 LEM10,25,26,27,28 | 105 |
| 1411 LEM11,12,18,19,20 | 133 |
| 1414 LEM14 | 21 |
| 1421 LEM21 | 100 |

(REPUBLICAN)

WITH 7 OF 7 REPORTING

| STATE REPRESENTATIVE DISTRICT 94 | VOTES | PERCENT |
|----------------------------------|-------|---------|
| (Vote for) 1 | | |
| 01 = CLORIA BROWN | 1,166 | 100.00 |

01

| | |
|--------------------|-----|
| 1403 LEM3,16,32,33 | 203 |
| 1408 LEM8 | 52 |
| 1413 LEM13 | 187 |
| 1415 LEM15 | 219 |
| 1422 LEM22,24 | 301 |
| 1423 LEM23,31 | 185 |
| 1429 LEM29 | 19 |

(REPUBLICAN)

WITH 17 OF 17 REPORTING

| COUNTY COUNCIL DISTRICT 6 | VOTES | PERCENT |
|---------------------------|-------|---------|
| (Vote for) 1 | | |
| 01 = ERNIE TRAKAS | 2,141 | 100.00 |

01

| | |
|------------------------|-----|
| 1401 LEM1 | 75 |
| 1402 LEM2 | 109 |
| 1403 LEM3,16,32,33 | 194 |
| 1404 LEM4,6 | 45 |
| 1405 LEM5,30 | 176 |
| 1407 LEM7 | 105 |
| 1408 LEM8 | 49 |
| 1409 LEM9,17 | 203 |
| 1410 LEM10,25,26,27,28 | 103 |
| 1411 LEM11,12,18,19,20 | 135 |
| 1413 LEM13 | 170 |
| 1414 LEM14 | 21 |
| 1415 LEM15 | 197 |
| 1421 LEM21 | 100 |
| 1422 LEM22,24 | 273 |
| 1423 LEM23,31 | 169 |

(REPUBLICAN)

| | | VOTES | PERCENT | WITH 17 OF 17 | REPORTING |
|-----------------------------|--------|-------|---------|---------------|-----------|
| COMMITTEEMAN LEMAY TOWNSHIP | | | | | |
| (Vote for) 1 | | | | | |
| 01 = NATHAN BREKEL | | 2,098 | 98.22 | | |
| 02 = INVALID WRITE-IN | | 38 | 1.78 | | |
| | ----- | | | | |
| | 01 02 | | | | |
| 1401 LEM1 | 75 4 | | | | |
| 1402 LEM2 | 108 5 | | | | |
| 1403 LEM3,16,32,33 | 189 1 | | | | |
| 1404 LEM4,6 | 44 0 | | | | |
| 1405 LEM5,30 | 166 11 | | | | |
| 1407 LEM7 | 102 2 | | | | |
| 1408 LEM8 | 49 0 | | | | |
| 1409 LEM9,17 | 196 2 | | | | |
| 1410 LEM10,25,26,27,28 | 109 0 | | | | |
| 1411 LEM11,12,18,19,20 | 132 2 | | | | |
| 1413 LEM13 | 164 3 | | | | |
| 1414 LEM14 | 21 1 | | | | |
| 1415 LEM15 | 193 1 | | | | |
| 1421 LEM21 | 102 1 | | | | |
| 1422 LEM22,24 | 267 3 | | | | |
| 1423 LEM23,31 | 165 2 | | | | |
| 1429 LEM29 | 16 0 | | | | |

(REPUBLICAN)

| | | VOTES | PERCENT | WITH 17 OF 17 | REPORTING | VOTES | PERCENT |
|-------------------------------|----------|-------|---------|-----------------------|-----------|-------|---------|
| COMMITTEEWOMAN LEMAY TOWNSHIP | | | | | | | |
| (Vote for) 1 | | | | | | | |
| 01 = LINDA BOWEN | | 1,440 | 62.50 | | | | |
| 02 = TERESA DOUGLAS | | 848 | 36.81 | 03 = INVALID WRITE-IN | | 16 | .69 |
| | ----- | | | | | | |
| | 01 02 03 | | | | | | |
| 1401 LEM1 | 50 39 1 | | | | | | |
| 1402 LEM2 | 70 51 4 | | | | | | |
| 1403 LEM3,16,32,33 | 141 67 0 | | | | | | |
| 1404 LEM4,6 | 28 18 0 | | | | | | |
| 1405 LEM5,30 | 109 70 2 | | | | | | |
| 1407 LEM7 | 58 50 2 | | | | | | |
| 1408 LEM8 | 31 20 0 | | | | | | |
| 1409 LEM9,17 | 120 93 0 | | | | | | |
| 1410 LEM10,25,26,27,28 | 71 46 0 | | | | | | |
| 1411 LEM11,12,18,19,20 | 79 61 3 | | | | | | |
| 1413 LEM13 | 112 64 3 | | | | | | |
| 1414 LEM14 | 19 3 0 | | | | | | |
| 1415 LEM15 | 147 67 0 | | | | | | |
| 1421 LEM21 | 70 39 0 | | | | | | |
| 1422 LEM22,24 | 204 92 0 | | | | | | |
| 1423 LEM23,31 | 116 65 1 | | | | | | |
| 1429 LEM29 | 15 3 0 | | | | | | |

(LIBERTARIAN)

| | | VOTES | PERCENT | WITH 17 OF 17 | REPORTING |
|------------------------|-------|-------|---------|---------------|-----------|
| U.S. SENATE | | | | | |
| (Vote for) 1 | | | | | |
| 01 = JONATHAN DINE | | 19 | 70.37 | | |
| 02 = HERSCHEL L. YOUNG | | 8 | 29.63 | | |
| | ----- | | | | |
| | 01 02 | | | | |
| 1401 LEM1 | 1 0 | | | | |
| 1402 LEM2 | 1 1 | | | | |
| 1403 LEM3,16,32,33 | 0 2 | | | | |
| 1404 LEM4,6 | 1 0 | | | | |
| 1405 LEM5,30 | 0 0 | | | | |
| 1407 LEM7 | 1 0 | | | | |
| 1408 LEM8 | 3 1 | | | | |
| 1409 LEM9,17 | 3 0 | | | | |
| 1410 LEM10,25,26,27,28 | 3 1 | | | | |
| 1411 LEM11,12,18,19,20 | 0 0 | | | | |
| 1413 LEM13 | 0 0 | | | | |
| 1414 LEM14 | 0 0 | | | | |
| 1415 LEM15 | 3 0 | | | | |
| 1421 LEM21 | 1 2 | | | | |
| 1422 LEM22,24 | 1 1 | | | | |
| 1423 LEM23,31 | 1 0 | | | | |
| 1429 LEM29 | 0 0 | | | | |

(LIBERTARIAN)

| | | VOTES | PERCENT | WITH 2 OF 2 | REPORTING |
|--------------------------------|-------|-------|---------|-------------|-----------|
| U.S. REPRESENTATIVE DISTRICT 1 | | | | | |
| (Vote for) 1 | | | | | |
| 01 = ROBB E. CUNNINGHAM | | 4 | 100.00 | | |
| | ----- | | | | |
| | 01 | | | | |
| 1407 LEM7 | 1 | | | | |
| 1410 LEM10,25,26,27,28 | 3 | | | | |

(LIBERTARIAN)

| | | VOTES | PERCENT | WITH 15 OF 15 | REPORTING |
|--------------------------------|-------|-------|---------|---------------|-----------|
| U.S. REPRESENTATIVE DISTRICT 2 | | | | | |
| (Vote for) 1 | | | | | |
| 01 = JIM HIGGINS | | 21 | 100.00 | | |
| | ----- | | | | |
| | 01 | | | | |
| 1401 LEM1 | 1 | | | | |
| 1402 LEM2 | 2 | | | | |
| 1403 LEM3,16,32,33 | 1 | | | | |
| 1404 LEM4,6 | 1 | | | | |
| 1405 LEM5,30 | 0 | | | | |
| 1408 LEM8 | 4 | | | | |
| 1409 LEM9,17 | 3 | | | | |
| 1411 LEM11,12,18,19,20 | 0 | | | | |
| 1413 LEM13 | 0 | | | | |
| 1414 LEM14 | 0 | | | | |

1415 LEM15 3
 1421 LEM21 3
 1422 LEM22,24 2
 1423 LEM23,31 1
 1429 LEM29 0

(LIBERTARIAN)

VOTES PERCENT WITH 17 OF 17 REPORTING

GOVERNOR
 (Vote for) 1
 01 = CISSE W. SPRAGINS

 01

24 100.00

1401 LEM1 1
 1402 LEM2 2
 1403 LEM3,16,32,33 1
 1404 LEM4,6 1
 1405 LEM5,30 0
 1407 LEM7 0
 1408 LEM8 4
 1409 LEM9,17 3
 1410 LEM10,25,26,27,28 3
 1411 LEM11,12,18,19,20 0
 1413 LEM13 0
 1414 LEM14 0
 1415 LEM15 3
 1421 LEM21 3
 1422 LEM22,24 2
 1423 LEM23,31 1
 1429 LEM29 0

(LIBERTARIAN)

VOTES PERCENT WITH 17 OF 17 REPORTING

LIEUTENANT GOVERNOR
 (Vote for) 1
 01 = STEVEN R. HEDRICK

 01

25 100.00

1401 LEM1 1
 1402 LEM2 2
 1403 LEM3,16,32,33 1
 1404 LEM4,6 1
 1405 LEM5,30 0
 1407 LEM7 1
 1408 LEM8 4
 1409 LEM9,17 3
 1410 LEM10,25,26,27,28 3
 1411 LEM11,12,18,19,20 0
 1413 LEM13 0
 1414 LEM14 0
 1415 LEM15 3
 1421 LEM21 3
 1422 LEM22,24 2
 1423 LEM23,31 1
 1429 LEM29 0

(LIBERTARIAN)

VOTES PERCENT WITH 17 OF 17 REPORTING

SECRETARY OF STATE
 (Vote for) 1
 01 = CHRIS MORRILL

 01

24 100.00

1401 LEM1 1
 1402 LEM2 2
 1403 LEM3,16,32,33 1
 1404 LEM4,6 1
 1405 LEM5,30 0
 1407 LEM7 1
 1408 LEM8 4
 1409 LEM9,17 3
 1410 LEM10,25,26,27,28 3
 1411 LEM11,12,18,19,20 0
 1413 LEM13 0
 1414 LEM14 0
 1415 LEM15 3
 1421 LEM21 2
 1422 LEM22,24 2
 1423 LEM23,31 1
 1429 LEM29 0

(LIBERTARIAN)

VOTES PERCENT WITH 17 OF 17 REPORTING

STATE TREASURER
 (Vote for) 1
 01 = SEAN O'TOOLE

 01

24 100.00

1401 LEM1 1
 1402 LEM2 2
 1403 LEM3,16,32,33 1
 1404 LEM4,6 1
 1405 LEM5,30 0
 1407 LEM7 1
 1408 LEM8 4
 1409 LEM9,17 3
 1410 LEM10,25,26,27,28 3
 1411 LEM11,12,18,19,20 0
 1413 LEM13 0
 1414 LEM14 0
 1415 LEM15 3
 1421 LEM21 3
 1422 LEM22,24 1
 1423 LEM23,31 1
 1429 LEM29 0

(LIBERTARIAN)

VOTES PERCENT WITH 17 OF 17 REPORTING

ATTORNEY GENERAL
 (Vote for) 1
 01 = NO CANDIDATE FILED

| | |
|------------------------|---|
| ----- | 0 |
| 01 | |
| ----- | |
| 1401 LEM1 | 0 |
| 1402 LEM2 | 0 |
| 1403 LEM3,16,32,33 | 0 |
| 1404 LEM4,6 | 0 |
| 1405 LEM5,30 | 0 |
| 1407 LEM7 | 0 |
| 1408 LEM8 | 0 |
| 1409 LEM9,17 | 0 |
| 1410 LEM10,25,26,27,28 | 0 |
| 1411 LEM11,12,18,19,20 | 0 |
| 1413 LEM13 | 0 |
| 1414 LEM14 | 0 |
| 1415 LEM15 | 0 |
| 1421 LEM21 | 0 |
| 1422 LEM22,24 | 0 |
| 1423 LEM23,31 | 0 |
| 1429 LEM29 | 0 |

(LIBERTARIAN) WITH 16 OF 16 REPORTING

STATE SENATOR DISTRICT 1
 (Vote for) 1
 01 = NO CANDIDATE FILED

| | |
|------------------------|---|
| ----- | 0 |
| 01 | |
| ----- | |
| 1401 LEM1 | 0 |
| 1402 LEM2 | 0 |
| 1403 LEM3,16,32,33 | 0 |
| 1404 LEM4,6 | 0 |
| 1405 LEM5,30 | 0 |
| 1407 LEM7 | 0 |
| 1408 LEM8 | 0 |
| 1409 LEM9,17 | 0 |
| 1410 LEM10,25,26,27,28 | 0 |
| 1411 LEM11,12,18,19,20 | 0 |
| 1413 LEM13 | 0 |
| 1414 LEM14 | 0 |
| 1415 LEM15 | 0 |
| 1421 LEM21 | 0 |
| 1422 LEM22,24 | 0 |
| 1423 LEM23,31 | 0 |

(LIBERTARIAN) WITH 1 OF 1 REPORTING

STATE SENATOR DISTRICT 15
 (Vote for) 1
 01 = NO CANDIDATE FILED

| | |
|------------|---|
| ----- | 0 |
| 01 | |
| ----- | |
| 1429 LEM29 | 0 |

(LIBERTARIAN) WITH 10 OF 10 REPORTING

STATE REPRESENTATIVE DISTRICT 93
 (Vote for) 1
 01 = NO CANDIDATE FILED

| | |
|------------------------|---|
| ----- | 0 |
| 01 | |
| ----- | |
| 1401 LEM1 | 0 |
| 1402 LEM2 | 0 |
| 1404 LEM4,6 | 0 |
| 1405 LEM5,30 | 0 |
| 1407 LEM7 | 0 |
| 1409 LEM9,17 | 0 |
| 1410 LEM10,25,26,27,28 | 0 |
| 1411 LEM11,12,18,19,20 | 0 |
| 1414 LEM14 | 0 |
| 1421 LEM21 | 0 |

(LIBERTARIAN) WITH 7 OF 7 REPORTING

STATE REPRESENTATIVE DISTRICT 94
 (Vote for) 1
 01 = NO CANDIDATE FILED

| | |
|--------------------|---|
| ----- | 0 |
| 01 | |
| ----- | |
| 1403 LEM3,16,32,33 | 0 |
| 1408 LEM8 | 0 |
| 1413 LEM13 | 0 |
| 1415 LEM15 | 0 |
| 1422 LEM22,24 | 0 |
| 1423 LEM23,31 | 0 |
| 1429 LEM29 | 0 |

(LIBERTARIAN) WITH 17 OF 17 REPORTING

COUNTY COUNCIL DISTRICT 6
 (Vote for) 1
 01 = NO CANDIDATE FILED

| | |
|------------------------|---|
| ----- | 0 |
| 01 | |
| ----- | |
| 1401 LEM1 | 0 |
| 1402 LEM2 | 0 |
| 1403 LEM3,16,32,33 | 0 |
| 1404 LEM4,6 | 0 |
| 1405 LEM5,30 | 0 |
| 1407 LEM7 | 0 |
| 1408 LEM8 | 0 |
| 1409 LEM9,17 | 0 |
| 1410 LEM10,25,26,27,28 | 0 |
| 1411 LEM11,12,18,19,20 | 0 |

1413 LEM13 0
 1414 LEM14 0
 1415 LEM15 0
 1421 LEM21 0
 1422 LEM22,24 0
 1423 LEM23,31 0
 1429 LEM29 0

(LIBERTARIAN)

VOTES PERCENT WITH 17 OF 17 REPORTING

COMMITTEEMAN LEMAY TOWNSHIP

(Vote for) 1
 01 = NO CANDIDATE FILED 0
 02 = *SEE OFFICIAL WRITE-IN REPORT 4 100.00

| | 01 | 02 |
|------------------------|----|----|
| 1401 LEM1 | 0 | 0 |
| 1402 LEM2 | 0 | 1 |
| 1403 LEM3,16,32,33 | 0 | 0 |
| 1404 LEM4,6 | 0 | 0 |
| 1405 LEM5,30 | 0 | 0 |
| 1407 LEM7 | 0 | 0 |
| 1408 LEM8 | 0 | 0 |
| 1409 LEM9,17 | 0 | 1 |
| 1410 LEM10,25,26,27,28 | 0 | 1 |
| 1411 LEM11,12,18,19,20 | 0 | 0 |
| 1413 LEM13 | 0 | 0 |
| 1414 LEM14 | 0 | 0 |
| 1415 LEM15 | 0 | 0 |
| 1421 LEM21 | 0 | 1 |
| 1422 LEM22,24 | 0 | 0 |
| 1423 LEM23,31 | 0 | 0 |
| 1429 LEM29 | 0 | 0 |

(LIBERTARIAN)

VOTES PERCENT WITH 17 OF 17 REPORTING

COMMITTEEWOMAN LEMAY TOWNSHIP

(Vote for) 1
 01 = NO CANDIDATE FILED 0
 02 = *SEE OFFICIAL WRITE-IN REPORT 1 100.00

| | 01 | 02 |
|------------------------|----|----|
| 1401 LEM1 | 0 | 0 |
| 1402 LEM2 | 0 | 0 |
| 1403 LEM3,16,32,33 | 0 | 0 |
| 1404 LEM4,6 | 0 | 0 |
| 1405 LEM5,30 | 0 | 0 |
| 1407 LEM7 | 0 | 0 |
| 1408 LEM8 | 0 | 0 |
| 1409 LEM9,17 | 0 | 1 |
| 1410 LEM10,25,26,27,28 | 0 | 0 |
| 1411 LEM11,12,18,19,20 | 0 | 0 |
| 1413 LEM13 | 0 | 0 |
| 1414 LEM14 | 0 | 0 |
| 1415 LEM15 | 0 | 0 |
| 1421 LEM21 | 0 | 0 |
| 1422 LEM22,24 | 0 | 0 |
| 1423 LEM23,31 | 0 | 0 |
| 1429 LEM29 | 0 | 0 |

(CONSTITUTION)

VOTES PERCENT WITH 17 OF 17 REPORTING

U.S. SENATE
 (Vote for) 1
 01 = FRED RYMAN

7 100.00

| | 01 |
|------------------------|----|
| 1401 LEM1 | 0 |
| 1402 LEM2 | 0 |
| 1403 LEM3,16,32,33 | 0 |
| 1404 LEM4,6 | 1 |
| 1405 LEM5,30 | 1 |
| 1407 LEM7 | 3 |
| 1408 LEM8 | 0 |
| 1409 LEM9,17 | 1 |
| 1410 LEM10,25,26,27,28 | 0 |
| 1411 LEM11,12,18,19,20 | 0 |
| 1413 LEM13 | 0 |
| 1414 LEM14 | 0 |
| 1415 LEM15 | 0 |
| 1421 LEM21 | 1 |
| 1422 LEM22,24 | 0 |
| 1423 LEM23,31 | 0 |
| 1429 LEM29 | 0 |

(CONSTITUTION)

VOTES PERCENT WITH 2 OF 2 REPORTING

U.S. REPRESENTATIVE DISTRICT 1
 (Vote for) 1
 01 = NO CANDIDATE FILED

0

| | 01 |
|------------------------|----|
| 1407 LEM7 | 0 |
| 1410 LEM10,25,26,27,28 | 0 |

(CONSTITUTION)

VOTES PERCENT WITH 15 OF 15 REPORTING

U.S. REPRESENTATIVE DISTRICT 2
 (Vote for) 1
 01 = NO CANDIDATE FILED

0

| | 01 |
|--------------------|----|
| 1401 LEM1 | 0 |
| 1402 LEM2 | 0 |
| 1403 LEM3,16,32,33 | 0 |
| 1404 LEM4,6 | 0 |
| 1405 LEM5,30 | 0 |

1408 LEM8 0
1409 LEM9,17 0
1411 LEM11,12,18,19,20 0
1413 LEM13 0
1414 LEM14 0
1415 LEM15 0
1421 LEM21 0
1422 LEM22,24 0
1423 LEM23,31 0
1429 LEM29 0

(CONSTITUTION)

VOTES PERCENT WITH 17 OF 17 REPORTING

GOVERNOR
(Vote for) 1
01 = NO CANDIDATE FILED 0

01

1401 LEM1 0
1402 LEM2 0
1403 LEM3,16,32,33 0
1404 LEM4,6 0
1405 LEM5,30 0
1407 LEM7 0
1408 LEM8 0
1409 LEM9,17 0
1410 LEM10,25,26,27,28 0
1411 LEM11,12,18,19,20 0
1413 LEM13 0
1414 LEM14 0
1415 LEM15 0
1421 LEM21 0
1422 LEM22,24 0
1423 LEM23,31 0
1429 LEM29 0

(CONSTITUTION)

VOTES PERCENT WITH 17 OF 17 REPORTING

LIEUTENANT GOVERNOR
(Vote for) 1
01 = NO CANDIDATE FILED 0

01

1401 LEM1 0
1402 LEM2 0
1403 LEM3,16,32,33 0
1404 LEM4,6 0
1405 LEM5,30 0
1407 LEM7 0
1408 LEM8 0
1409 LEM9,17 0
1410 LEM10,25,26,27,28 0
1411 LEM11,12,18,19,20 0
1413 LEM13 0
1414 LEM14 0
1415 LEM15 0
1421 LEM21 0
1422 LEM22,24 0
1423 LEM23,31 0
1429 LEM29 0

(CONSTITUTION)

VOTES PERCENT WITH 17 OF 17 REPORTING

SECRETARY OF STATE
(Vote for) 1
01 = NO CANDIDATE FILED 0

01

1401 LEM1 0
1402 LEM2 0
1403 LEM3,16,32,33 0
1404 LEM4,6 0
1405 LEM5,30 0
1407 LEM7 0
1408 LEM8 0
1409 LEM9,17 0
1410 LEM10,25,26,27,28 0
1411 LEM11,12,18,19,20 0
1413 LEM13 0
1414 LEM14 0
1415 LEM15 0
1421 LEM21 0
1422 LEM22,24 0
1423 LEM23,31 0
1429 LEM29 0

(CONSTITUTION)

VOTES PERCENT WITH 17 OF 17 REPORTING

STATE TREASURER
(Vote for) 1
01 = NO CANDIDATE FILED 0

01

1401 LEM1 0
1402 LEM2 0
1403 LEM3,16,32,33 0
1404 LEM4,6 0
1405 LEM5,30 0
1407 LEM7 0
1408 LEM8 0
1409 LEM9,17 0
1410 LEM10,25,26,27,28 0
1411 LEM11,12,18,19,20 0
1413 LEM13 0
1414 LEM14 0
1415 LEM15 0
1421 LEM21 0
1422 LEM22,24 0
1423 LEM23,31 0

1429 LEM29 0

(CONSTITUTION)

| | VOTES | PERCENT | WITH 17 OF 17 | REPORTING |
|--|-------|---------|---------------|-----------|
| ATTORNEY GENERAL (Vote for) 1 01 = NO CANDIDATE FILED | 0 | | | |
| | ----- | | | |
| | 01 | | | |
| | ----- | | | |
| 1401 LEM1 | 0 | | | |
| 1402 LEM2 | 0 | | | |
| 1403 LEM3,16,32,33 | 0 | | | |
| 1404 LEM4,6 | 0 | | | |
| 1405 LEM5,30 | 0 | | | |
| 1407 LEM7 | 0 | | | |
| 1408 LEM8 | 0 | | | |
| 1409 LEM9,17 | 0 | | | |
| 1410 LEM10,25,26,27,28 | 0 | | | |
| 1411 LEM11,12,18,19,20 | 0 | | | |
| 1413 LEM13 | 0 | | | |
| 1414 LEM14 | 0 | | | |
| 1415 LEM15 | 0 | | | |
| 1421 LEM21 | 0 | | | |
| 1422 LEM22,24 | 0 | | | |
| 1423 LEM23,31 | 0 | | | |
| 1429 LEM29 | 0 | | | |

(CONSTITUTION)

| | VOTES | PERCENT | WITH 16 OF 16 | REPORTING |
|--|-------|---------|---------------|-----------|
| STATE SENATOR DISTRICT 1 (Vote for) 1 01 = NO CANDIDATE FILED | 0 | | | |
| | ----- | | | |
| | 01 | | | |
| | ----- | | | |
| 1401 LEM1 | 0 | | | |
| 1402 LEM2 | 0 | | | |
| 1403 LEM3,16,32,33 | 0 | | | |
| 1404 LEM4,6 | 0 | | | |
| 1405 LEM5,30 | 0 | | | |
| 1407 LEM7 | 0 | | | |
| 1408 LEM8 | 0 | | | |
| 1409 LEM9,17 | 0 | | | |
| 1410 LEM10,25,26,27,28 | 0 | | | |
| 1411 LEM11,12,18,19,20 | 0 | | | |
| 1413 LEM13 | 0 | | | |
| 1414 LEM14 | 0 | | | |
| 1415 LEM15 | 0 | | | |
| 1421 LEM21 | 0 | | | |
| 1422 LEM22,24 | 0 | | | |
| 1423 LEM23,31 | 0 | | | |

(CONSTITUTION)

| | VOTES | PERCENT | WITH 1 OF 1 | REPORTING |
|---|-------|---------|-------------|-----------|
| STATE SENATOR DISTRICT 15 (Vote for) 1 01 = NO CANDIDATE FILED | 0 | | | |
| | ----- | | | |
| | 01 | | | |
| | ----- | | | |
| 1429 LEM29 | 0 | | | |

(CONSTITUTION)

| | VOTES | PERCENT | WITH 10 OF 10 | REPORTING |
|--|-------|---------|---------------|-----------|
| STATE REPRESENTATIVE DISTRICT 93 (Vote for) 1 01 = NO CANDIDATE FILED | 0 | | | |
| | ----- | | | |
| | 01 | | | |
| | ----- | | | |
| 1401 LEM1 | 0 | | | |
| 1402 LEM2 | 0 | | | |
| 1404 LEM4,6 | 0 | | | |
| 1405 LEM5,30 | 0 | | | |
| 1407 LEM7 | 0 | | | |
| 1409 LEM9,17 | 0 | | | |
| 1410 LEM10,25,26,27,28 | 0 | | | |
| 1411 LEM11,12,18,19,20 | 0 | | | |
| 1414 LEM14 | 0 | | | |
| 1421 LEM21 | 0 | | | |

(CONSTITUTION)

| | VOTES | PERCENT | WITH 7 OF 7 | REPORTING |
|--|-------|---------|-------------|-----------|
| STATE REPRESENTATIVE DISTRICT 94 (Vote for) 1 01 = NO CANDIDATE FILED | 0 | | | |
| | ----- | | | |
| | 01 | | | |
| | ----- | | | |
| 1403 LEM3,16,32,33 | 0 | | | |
| 1408 LEM8 | 0 | | | |
| 1413 LEM13 | 0 | | | |
| 1415 LEM15 | 0 | | | |
| 1422 LEM22,24 | 0 | | | |
| 1423 LEM23,31 | 0 | | | |
| 1429 LEM29 | 0 | | | |

(CONSTITUTION)

| | VOTES | PERCENT | WITH 17 OF 17 | REPORTING |
|---|-------|---------|---------------|-----------|
| COUNTY COUNCIL DISTRICT 6 (Vote for) 1 01 = NO CANDIDATE FILED | 0 | | | |
| | ----- | | | |
| | 01 | | | |
| | ----- | | | |
| 1401 LEM1 | 0 | | | |
| 1402 LEM2 | 0 | | | |
| 1403 LEM3,16,32,33 | 0 | | | |
| 1404 LEM4,6 | 0 | | | |
| 1405 LEM5,30 | 0 | | | |

1407 LEM7 0
 1408 LEM8 0
 1409 LEM9,17 0
 1410 LEM10,25,26,27,28 0
 1411 LEM11,12,18,19,20 0
 1413 LEM13 0
 1414 LEM14 0
 1415 LEM15 0
 1421 LEM21 0
 1422 LEM22,24 0
 1423 LEM23,31 0
 1429 LEM29 0

(CONSTITUTION)

VOTES PERCENT WITH 17 OF 17 REPORTING

COMMITTEEMAN LEMAY TOWNSHIP

(Vote for) 1
 01 = NO CANDIDATE FILED 0
 02 = *SEE OFFICIAL WRITE-IN REPORT 1 100.00

01 02

1401 LEM1 0 0
 1402 LEM2 0 0
 1403 LEM3,16,32,33 0 0
 1404 LEM4,6 0 0
 1405 LEM5,30 0 0
 1407 LEM7 0 1
 1408 LEM8 0 0
 1409 LEM9,17 0 0
 1410 LEM10,25,26,27,28 0 0
 1411 LEM11,12,18,19,20 0 0
 1413 LEM13 0 0
 1414 LEM14 0 0
 1415 LEM15 0 0
 1421 LEM21 0 0
 1422 LEM22,24 0 0
 1423 LEM23,31 0 0
 1429 LEM29 0 0

(CONSTITUTION)

VOTES PERCENT WITH 17 OF 17 REPORTING

COMMITTEEWOMAN LEMAY TOWNSHIP

(Vote for) 1
 01 = NO CANDIDATE FILED 0
 02 = *SEE OFFICIAL WRITE-IN REPORT 1 100.00

01 02

1401 LEM1 0 0
 1402 LEM2 0 0
 1403 LEM3,16,32,33 0 0
 1404 LEM4,6 0 0
 1405 LEM5,30 0 0
 1407 LEM7 0 1
 1408 LEM8 0 0
 1409 LEM9,17 0 0
 1410 LEM10,25,26,27,28 0 0
 1411 LEM11,12,18,19,20 0 0
 1413 LEM13 0 0
 1414 LEM14 0 0
 1415 LEM15 0 0
 1421 LEM21 0 0
 1422 LEM22,24 0 0
 1423 LEM23,31 0 0
 1429 LEM29 0 0

WE, THE BOARD OF ELECTION COMMISSIONERS OF ST. LOUIS COUNTY, MISSOURI, ACTING AS THE VERIFICATION BOARD PURSUANT TO SECTION 115.507, RSMO, HEREBY CERTIFY THE FOREGOING TO BE A TRUE AND CORRECT ABSTRACT OF VOTES CAST FOR THE CANDIDATES AND ISSUES AT THE PRIMARY ELECTION HELD IN ST. LOUIS COUNTY, MISSOURI, ON AUGUST 2, 2016. IN TESTIMONY WHEREOF, WE HAVE HEREUNTO SET OUR HAND AT OUR OFFICE IN MAPLEWOOD, ST. LOUIS COUNTY, MISSOURI, ON AUGUST 16, 2016.

Richard H. Kellett
 RICHARD H. KELLETT, CHAIRMAN

John W. Maupin
 JOHN W. MAUPIN, SECRETARY

Trudi McCollum Foushee
 TRUDI MCCOLLUM FOUSHEE, COMMISSIONER

John P. King
 JOHN P. KING, COMMISSIONER



RUN DATE:08/16/16 11:19 AM

WITH 22 OF 22 PRECINCTS REPORTING

| | TOTAL | PERCENT | | TOTAL | PERCENT |
|--------------------------------|--------|---------|----------------------------------|-------|---------|
| 01 = REGISTERED VOTERS - TOTAL | 24,706 | | 05 = BALLOTS CAST - LIBERTARIAN | 30 | .51 |
| 02 = BALLOTS CAST - TOTAL | 5,927 | | 06 = BALLOTS CAST - CONSTITUTION | 4 | .07 |
| 03 = BALLOTS CAST - DEMOCRATIC | 1,441 | 24.31 | 07 = BALLOTS CAST - NONPARTISAN | 0 | |
| 04 = BALLOTS CAST - REPUBLICAN | 4,452 | 75.11 | 08 = VOTER TURNOUT - TOTAL | | 23.99 |

| | 01 | 02 | 03 | 04 | 05 | 06 | 07 | 08 |
|----------------------------|------|------|------|------|----|----|----|-------|
| 1501 MER1,15,24,44 | 1990 | .494 | .127 | .365 | .2 | .0 | .0 | 24.82 |
| 1502 MER2,4,5,35 | 480 | .122 | .21 | .101 | .0 | .0 | .0 | 25.42 |
| 1503 MER3 | 832 | .205 | .40 | .164 | .1 | .0 | .0 | 24.64 |
| 1506 MER6 | 229 | .61 | .8 | .53 | .0 | .0 | .0 | 26.64 |
| 1507 MER7,9,13,16,18,20,46 | 1978 | .457 | .131 | .324 | .2 | .0 | .0 | 23.10 |
| 1508 MER8,10,11,41 | 1622 | .419 | .74 | .344 | .1 | .0 | .0 | 25.83 |
| 1512 MER12,33,39,47,48 | 1715 | .440 | .108 | .332 | .0 | .0 | .0 | 25.66 |
| 1514 MER14,19 | 2297 | .460 | .71 | .387 | .2 | .0 | .0 | 20.03 |
| 1517 MER17,30 | 2169 | .477 | .129 | .343 | .3 | .2 | .0 | 21.99 |
| 1521 MER21,36 | 787 | .187 | .49 | .138 | .0 | .0 | .0 | 23.76 |
| 1522 MER22 | 964 | .281 | .62 | .216 | .3 | .0 | .0 | 29.15 |
| 1523 MER23 | 1878 | .451 | .116 | .331 | .3 | .1 | .0 | 24.01 |
| 1525 MER25,26 | 1383 | .336 | .80 | .254 | .2 | .0 | .0 | 24.30 |
| 1527 MER27,34 | 1155 | .283 | .74 | .205 | .4 | .0 | .0 | 24.50 |
| 1528 MER28 | 21 | .9 | .2 | .7 | .0 | .0 | .0 | 42.86 |
| 1529 MER29,45 | 1139 | .229 | .63 | .165 | .1 | .0 | .0 | 20.11 |
| 1531 MER31 | 8 | .4 | .2 | .2 | .0 | .0 | .0 | 50.00 |
| 1532 MER32 | 399 | .97 | .36 | .61 | .0 | .0 | .0 | 24.31 |
| 1537 MER37,38 | 1775 | .452 | .116 | .332 | .4 | .0 | .0 | 25.46 |
| 1540 MER40 | 17 | .3 | .0 | .3 | .0 | .0 | .0 | 17.65 |
| 1542 MER42 | 1432 | .346 | .95 | .248 | .2 | .1 | .0 | 24.16 |
| 1543 MER43 | 436 | .114 | .37 | .77 | .0 | .0 | .0 | 26.15 |

(DEMOCRATIC)

WITH 22 OF 22 REPORTING

| U.S. SENATE | VOTES | PERCENT | | VOTES | PERCENT |
|-----------------------|-------|---------|-------------------|-------|---------|
| (Vote for) 1 | | | 03 = JASON KANDER | 1,098 | 78.77 |
| 01 = CHIEF WANA DUBIE | 91 | 6.53 | 04 = ROBERT MACK | 67 | 4.81 |
| 02 = CORI BUSH | 138 | 9.90 | | | |

| | 01 | 02 | 03 | 04 |
|----------------------------|----|----|-----|----|
| 1501 MER1,15,24,44 | 5 | 10 | 104 | 5 |
| 1502 MER2,4,5,35 | 0 | 2 | 18 | 0 |
| 1503 MER3 | 4 | 3 | 31 | 0 |
| 1506 MER6 | 0 | 2 | 4 | 0 |
| 1507 MER7,9,13,16,18,20,46 | 12 | 15 | 94 | 4 |
| 1508 MER8,10,11,41 | 3 | 12 | 49 | 3 |
| 1512 MER12,33,39,47,48 | 3 | 11 | 86 | 6 |
| 1514 MER14,19 | 5 | 6 | 52 | 5 |
| 1517 MER17,30 | 14 | 11 | 93 | 9 |
| 1521 MER21,36 | 0 | 6 | 39 | 0 |
| 1522 MER22 | 8 | 8 | 42 | 4 |
| 1523 MER23 | 6 | 10 | 90 | 10 |
| 1525 MER25,26 | 4 | 5 | 68 | 3 |
| 1527 MER27,34 | 2 | 8 | 64 | 0 |
| 1528 MER28 | 0 | 0 | 1 | 1 |
| 1529 MER29,45 | 3 | 5 | 48 | 3 |
| 1531 MER31 | 0 | 0 | 2 | 0 |
| 1532 MER32 | 1 | 4 | 24 | 4 |
| 1537 MER37,38 | 10 | 9 | 89 | 4 |
| 1540 MER40 | 0 | 0 | 0 | 0 |
| 1542 MER42 | 7 | 8 | 75 | 2 |
| 1543 MER43 | 4 | 3 | 25 | 4 |

(DEMOCRATIC)

WITH 22 OF 22 REPORTING

| U.S. REPRESENTATIVE DISTRICT 2 | VOTES | PERCENT |
|--------------------------------|-------|---------|
| (Vote for) 1 | | |
| 01 = BILL OTTO | 1,263 | 100.00 |

| | 01 |
|----------------------------|-----|
| 1501 MER1,15,24,44 | 116 |
| 1502 MER2,4,5,35 | 17 |
| 1503 MER3 | 33 |
| 1506 MER6 | 7 |
| 1507 MER7,9,13,16,18,20,46 | 103 |
| 1508 MER8,10,11,41 | 61 |
| 1512 MER12,33,39,47,48 | 95 |
| 1514 MER14,19 | 56 |
| 1517 MER17,30 | 115 |
| 1521 MER21,36 | 43 |
| 1522 MER22 | 59 |
| 1523 MER23 | 105 |
| 1525 MER25,26 | 73 |
| 1527 MER27,34 | 64 |
| 1528 MER28 | 2 |
| 1529 MER29,45 | 57 |
| 1531 MER31 | 2 |
| 1532 MER32 | 32 |
| 1537 MER37,38 | 103 |
| 1540 MER40 | 0 |
| 1542 MER42 | 88 |
| 1543 MER43 | 32 |

(DEMOCRATIC)

WITH 22 OF 22 REPORTING

| GOVERNOR | VOTES | PERCENT | | VOTES | PERCENT |
|----------------------------------|-------|---------|-------------------------|-------|---------|
| (Vote for) 1 | | | 03 = ERIC MORRISON | 76 | 5.41 |
| 01 = LEONARD JOSEPH STEINMAN, II | 32 | 2.28 | 04 = CHARLES B. WHEELER | 57 | 4.06 |
| 02 = CHRIS KOSTER | 1,239 | 88.25 | | | |

| | 01 | 02 | 03 | 04 |
|----------------------------|----|-----|----|----|
| 1501 MER1,15,24,44 | 2 | 114 | 6 | 4 |
| 1502 MER2,4,5,35 | 0 | 20 | 1 | 0 |
| 1503 MER3 | 0 | 36 | 1 | 2 |
| 1506 MER6 | 1 | 5 | 0 | 1 |
| 1507 MER7,9,13,16,18,20,46 | 5 | 111 | 4 | 6 |

| | | | | | |
|------|-------------------|---|-----|---|---|
| 1508 | MER8,10,11,41 | 3 | 55 | 8 | 3 |
| 1512 | MER12,33,39,47,48 | 2 | 96 | 4 | 4 |
| 1514 | MER14,19 | 2 | 63 | 3 | 2 |
| 1517 | MER17,30 | 3 | 109 | 6 | 7 |
| 1521 | MER21,36 | 0 | 47 | 1 | 0 |
| 1522 | MER22 | 1 | 53 | 3 | 5 |
| 1523 | MER23 | 3 | 97 | 7 | 7 |
| 1525 | MER25,26 | 1 | 71 | 2 | 6 |
| 1527 | MER27,34 | 1 | 66 | 4 | 1 |
| 1528 | MER28 | 1 | 1 | 0 | 0 |
| 1529 | MER29,45 | 0 | 53 | 4 | 3 |
| 1531 | MER31 | 0 | 2 | 0 | 0 |
| 1532 | MER32 | 1 | 29 | 2 | 2 |
| 1537 | MER37,38 | 1 | 102 | 7 | 3 |
| 1540 | MER40 | 0 | 0 | 0 | 0 |
| 1542 | MER42 | 3 | 79 | 8 | 1 |
| 1543 | MER43 | 2 | 30 | 5 | 0 |

(DEMOCRATIC)

| | | VOTES | PERCENT | WITH 22 OF 22 | REPORTING | VOTES | PERCENT |
|---------------------|--|-------|---------|--------------------------|-----------|-------|---------|
| LIEUTENANT GOVERNOR | | | | | | | |
| (Vote for) 1 | | | | | | | |
| 01 = WINSTON APPLE | | 137 | 9.78 | | | | |
| 02 = RUSS CARNAHAN | | 1,164 | 83.08 | 03 = TOMMIE PIERSON, SR. | | 100 | 7.14 |

01 02 03

| | | | | | |
|------|-----------------------|----|-----|----|--|
| 1501 | MER1,15,24,44 | 11 | 105 | 8 | |
| 1502 | MER2,4,5,35 | 0 | 17 | 3 | |
| 1503 | MER3 | 2 | 35 | 1 | |
| 1506 | MER6 | 1 | 5 | 1 | |
| 1507 | MER7,9,13,16,18,20,46 | 10 | 104 | 12 | |
| 1508 | MER8,10,11,41 | 9 | 54 | 7 | |
| 1512 | MER12,33,39,47,48 | 12 | 85 | 10 | |
| 1514 | MER14,19 | 8 | 63 | 0 | |
| 1517 | MER17,30 | 14 | 101 | 12 | |
| 1521 | MER21,36 | 2 | 41 | 3 | |
| 1522 | MER22 | 4 | 52 | 5 | |
| 1523 | MER23 | 16 | 92 | 7 | |
| 1525 | MER25,26 | 6 | 67 | 6 | |
| 1527 | MER27,34 | 11 | 56 | 4 | |
| 1528 | MER28 | 0 | 1 | 1 | |
| 1529 | MER29,45 | 8 | 47 | 3 | |
| 1531 | MER31 | 0 | 2 | 0 | |
| 1532 | MER32 | 4 | 26 | 4 | |
| 1537 | MER37,38 | 10 | 99 | 4 | |
| 1540 | MER40 | 0 | 0 | 0 | |
| 1542 | MER42 | 6 | 80 | 7 | |
| 1543 | MER43 | 3 | 32 | 2 | |

(DEMOCRATIC)

| | | VOTES | PERCENT | WITH 22 OF 22 | REPORTING | VOTES | PERCENT |
|-------------------------|--|-------|---------|--------------------|-----------|-------|---------|
| SECRETARY OF STATE | | | | | | | |
| (Vote for) 1 | | | | | | | |
| 01 = BILL CLINTON YOUNG | | 181 | 13.28 | | | | |
| 02 = ROBIN SMITH | | 1,107 | 81.22 | 03 = MD RABBI ALAM | | 75 | 5.50 |

01 02 03

| | | | | | |
|------|-----------------------|----|-----|----|--|
| 1501 | MER1,15,24,44 | 18 | 98 | 7 | |
| 1502 | MER2,4,5,35 | 2 | 18 | 0 | |
| 1503 | MER3 | 2 | 30 | 2 | |
| 1506 | MER6 | 2 | 5 | 0 | |
| 1507 | MER7,9,13,16,18,20,46 | 27 | 91 | 5 | |
| 1508 | MER8,10,11,41 | 7 | 54 | 6 | |
| 1512 | MER12,33,39,47,48 | 15 | 82 | 5 | |
| 1514 | MER14,19 | 13 | 53 | 3 | |
| 1517 | MER17,30 | 13 | 107 | 5 | |
| 1521 | MER21,36 | 4 | 39 | 2 | |
| 1522 | MER22 | 12 | 47 | 2 | |
| 1523 | MER23 | 13 | 89 | 10 | |
| 1525 | MER25,26 | 7 | 68 | 2 | |
| 1527 | MER27,34 | 9 | 54 | 8 | |
| 1528 | MER28 | 0 | 1 | 1 | |
| 1529 | MER29,45 | 8 | 43 | 7 | |
| 1531 | MER31 | 0 | 2 | 0 | |
| 1532 | MER32 | 3 | 27 | 2 | |
| 1537 | MER37,38 | 14 | 92 | 2 | |
| 1540 | MER40 | 0 | 0 | 0 | |
| 1542 | MER42 | 6 | 81 | 3 | |
| 1543 | MER43 | 6 | 26 | 3 | |

(DEMOCRATIC)

| | | VOTES | PERCENT | WITH 22 OF 22 | REPORTING | VOTES | PERCENT |
|--------------------|--|-------|---------|---------------|-----------|-------|---------|
| STATE TREASURER | | | | | | | |
| (Vote for) 1 | | | | | | | |
| 01 = PAT CONTRERAS | | 634 | 47.67 | | | | |
| 02 = JUDY BAKER | | 696 | 52.33 | | | | |

01 02

| | | | | | |
|------|-----------------------|----|----|--|--|
| 1501 | MER1,15,24,44 | 59 | 59 | | |
| 1502 | MER2,4,5,35 | 12 | 8 | | |
| 1503 | MER3 | 18 | 15 | | |
| 1506 | MER6 | 4 | 3 | | |
| 1507 | MER7,9,13,16,18,20,46 | 70 | 48 | | |
| 1508 | MER8,10,11,41 | 33 | 34 | | |
| 1512 | MER12,33,39,47,48 | 49 | 50 | | |
| 1514 | MER14,19 | 29 | 35 | | |
| 1517 | MER17,30 | 52 | 71 | | |
| 1521 | MER21,36 | 23 | 18 | | |
| 1522 | MER22 | 27 | 33 | | |
| 1523 | MER23 | 52 | 62 | | |
| 1525 | MER25,26 | 30 | 46 | | |
| 1527 | MER27,34 | 23 | 45 | | |
| 1528 | MER28 | 0 | 2 | | |
| 1529 | MER29,45 | 33 | 25 | | |
| 1531 | MER31 | 0 | 2 | | |
| 1532 | MER32 | 13 | 19 | | |
| 1537 | MER37,38 | 52 | 52 | | |
| 1540 | MER40 | 0 | 0 | | |
| 1542 | MER42 | 34 | 54 | | |
| 1543 | MER43 | 21 | 15 | | |

(DEMOCRATIC)

VOTES PERCENT

WITH 22 OF 22 REPORTING

ATTORNEY GENERAL
(Vote for) 1
01 = JAKE ZIMMERMAN
02 = TERESA HENSLEY

848 61.85
523 38.15

01 02

1501 MER1,15,24,44 75 46
1502 MER2,4,5,35 9 11
1503 MER3 23 16
1506 MER6 3 4
1507 MER7,9,13,16,18,20,46 81 40
1508 MER8,10,11,41 39 32
1512 MER12,33,39,47,48 68 35
1514 MER14,19 42 26
1517 MER17,30 76 49
1521 MER21,36 28 14
1522 MER22 39 21
1523 MER23 72 41
1525 MER25,26 41 37
1527 MER27,34 35 34
1528 MER28 2 0
1529 MER29,45 30 28
1531 MER31 1 1
1532 MER32 19 12
1537 MER37,38 76 34
1540 MER40 0 0
1542 MER42 63 32
1543 MER43 26 10

(DEMOCRATIC)

VOTES PERCENT

WITH 16 OF 16 REPORTING

STATE SENATOR DISTRICT 15
(Vote for) 1
01 = MARK G. BOYKO
02 = STEPHEN EAGLETON

428 47.45
474 52.55

01 02

1501 MER1,15,24,44 82 40
1506 MER6 4 3
1508 MER8,10,11,41 33 30
1512 MER12,33,39,47,48 44 52
1521 MER21,36 21 21
1523 MER23 39 73
1525 MER25,26 33 39
1527 MER27,34 29 39
1528 MER28 1 1
1529 MER29,45 22 33
1531 MER31 0 2
1532 MER32 9 23
1537 MER37,38 59 49
1540 MER40 0 0
1542 MER42 40 48
1543 MER43 12 21

(DEMOCRATIC)

VOTES PERCENT

WITH 1 OF 1 REPORTING

STATE REPRESENTATIVE DISTRICT 96
(Vote for) 1
01 = NO CANDIDATE FILED

0

01

1532 MER32 0

(DEMOCRATIC)

VOTES PERCENT

WITH 11 OF 11 REPORTING

STATE REPRESENTATIVE DISTRICT 98
(Vote for) 1
01 = NANCY CRAIG

795 100.00

01

1501 MER1,15,24,44 115
1506 MER6 7
1508 MER8,10,11,41 62
1512 MER12,33,39,47,48 91
1521 MER21,36 42
1523 MER23 106
1525 MER25,26 68
1527 MER27,34 67
1529 MER29,45 52
1537 MER37,38 102
1542 MER42 83

(DEMOCRATIC)

VOTES PERCENT

WITH 2 OF 2 REPORTING

STATE REPRESENTATIVE DISTRICT 99
(Vote for) 1
01 = WILLIAM H. (BILL) PINKSTON

31 100.00

01

1531 MER31 1
1543 MER43 30

(DEMOCRATIC)

VOTES PERCENT

WITH 8 OF 8 REPORTING

STATE REPRESENTATIVE DISTRICT 110
(Vote for) 1
01 = NO CANDIDATE FILED

0

01

1502 MER2,4,5,35 0
1503 MER3 0
1507 MER7,9,13,16,18,20,46 0
1514 MER14,19 0

| | |
|---------------|---|
| 1517 MER17,30 | 0 |
| 1522 MER22 | 0 |
| 1528 MER28 | 0 |
| 1540 MER40 | 0 |

(DEMOCRATIC)

WITH 22 OF 22 REPORTING

| COMMITTEEMAN MERAMEC TOWNSHIP | | VOTES | PERCENT |
|-------------------------------|--|-------|---------|
| (Vote for) 1 | | | |
| 01 = STEVEN BIGGS | | 1,198 | 98.84 |
| 02 = INVALID WRITE-IN | | 14 | 1.16 |

| | |
|----|----|
| 01 | 02 |
|----|----|

| | | |
|----------------------------|-----|---|
| 1501 MER1,15,24,44 | 110 | 0 |
| 1502 MER2,4,5,35 | 16 | 1 |
| 1503 MER3 | 30 | 0 |
| 1506 MER6 | 7 | 0 |
| 1507 MER7,9,13,16,18,20,46 | 97 | 3 |
| 1508 MER8,10,11,41 | 57 | 1 |
| 1512 MER12,33,39,47,48 | 88 | 1 |
| 1514 MER14,19 | 54 | 0 |
| 1517 MER17,30 | 108 | 2 |
| 1521 MER21,36 | 38 | 1 |
| 1522 MER22 | 58 | 1 |
| 1523 MER23 | 103 | 0 |
| 1525 MER25,26 | 71 | 0 |
| 1527 MER27,34 | 62 | 1 |
| 1528 MER28 | 2 | 0 |
| 1529 MER29,45 | 51 | 2 |
| 1531 MER31 | 2 | 0 |
| 1532 MER32 | 28 | 0 |
| 1537 MER37,38 | 102 | 0 |
| 1540 MER40 | 0 | 0 |
| 1542 MER42 | 81 | 1 |
| 1543 MER43 | 33 | 0 |

(DEMOCRATIC)

WITH 22 OF 22 REPORTING

| COMMITTEEWOMAN MERAMEC TOWNSHIP | | VOTES | PERCENT |
|---------------------------------|--|-------|---------|
| (Vote for) 1 | | | |
| 01 = VICKI BIGGS | | 1,201 | 98.36 |
| 02 = INVALID WRITE-IN | | 20 | 1.64 |

| | |
|----|----|
| 01 | 02 |
|----|----|

| | | |
|----------------------------|-----|---|
| 1501 MER1,15,24,44 | 109 | 1 |
| 1502 MER2,4,5,35 | 17 | 1 |
| 1503 MER3 | 31 | 0 |
| 1506 MER6 | 7 | 0 |
| 1507 MER7,9,13,16,18,20,46 | 96 | 3 |
| 1508 MER8,10,11,41 | 59 | 1 |
| 1512 MER12,33,39,47,48 | 87 | 3 |
| 1514 MER14,19 | 53 | 0 |
| 1517 MER17,30 | 109 | 3 |
| 1521 MER21,36 | 40 | 0 |
| 1522 MER22 | 57 | 1 |
| 1523 MER23 | 104 | 0 |
| 1525 MER25,26 | 69 | 1 |
| 1527 MER27,34 | 59 | 2 |
| 1528 MER28 | 2 | 0 |
| 1529 MER29,45 | 50 | 3 |
| 1531 MER31 | 2 | 0 |
| 1532 MER32 | 30 | 0 |
| 1537 MER37,38 | 103 | 0 |
| 1540 MER40 | 0 | 0 |
| 1542 MER42 | 84 | 1 |
| 1543 MER43 | 33 | 0 |

(REPUBLICAN)

WITH 22 OF 22 REPORTING

| U.S. SENATE | | VOTES | PERCENT | VOTES | | PERCENT |
|---------------------|--|-------|---------|----------------------|-----|---------|
| (Vote for) 1 | | | | | | |
| 01 = ROY BLUNT | | 3,339 | 77.71 | 03 = BERNIE MOWINSKI | 119 | 2.77 |
| 02 = KRISTI NICHOLS | | 687 | 15.99 | 04 = RYAN D. LUETHY | 152 | 3.54 |

| | | | |
|----|----|----|----|
| 01 | 02 | 03 | 04 |
|----|----|----|----|

| | | | | |
|----------------------------|-----|----|----|----|
| 1501 MER1,15,24,44 | 282 | 49 | 12 | 11 |
| 1502 MER2,4,5,35 | 78 | 15 | 2 | 4 |
| 1503 MER3 | 122 | 30 | 2 | 5 |
| 1506 MER6 | 35 | 15 | 1 | 1 |
| 1507 MER7,9,13,16,18,20,46 | 219 | 64 | 13 | 13 |
| 1508 MER8,10,11,41 | 273 | 43 | 13 | 10 |
| 1512 MER12,33,39,47,48 | 257 | 37 | 12 | 12 |
| 1514 MER14,19 | 301 | 64 | 6 | 7 |
| 1517 MER17,30 | 241 | 67 | 8 | 13 |
| 1521 MER21,36 | 109 | 22 | 1 | 4 |
| 1522 MER22 | 168 | 28 | 4 | 6 |
| 1523 MER23 | 272 | 40 | 9 | 5 |
| 1525 MER25,26 | 183 | 38 | 2 | 12 |
| 1527 MER27,34 | 156 | 20 | 3 | 15 |
| 1528 MER28 | 6 | 0 | 1 | 0 |
| 1529 MER29,45 | 128 | 24 | 3 | 4 |
| 1531 MER31 | 2 | 0 | 0 | 0 |
| 1532 MER32 | 46 | 11 | 1 | 1 |
| 1537 MER37,38 | 249 | 55 | 11 | 10 |
| 1540 MER40 | 1 | 2 | 0 | 0 |
| 1542 MER42 | 158 | 48 | 11 | 17 |
| 1543 MER43 | 53 | 15 | 4 | 2 |

(REPUBLICAN)

WITH 22 OF 22 REPORTING

| U.S. REPRESENTATIVE DISTRICT 2 | | VOTES | PERCENT |
|--------------------------------|--|-------|---------|
| (Vote for) 1 | | | |
| 01 = ANN WAGNER | | 3,529 | 82.07 |
| 02 = GREG SEARS | | 771 | 17.93 |

| | |
|----|----|
| 01 | 02 |
|----|----|

| | | |
|--------------------|-----|----|
| 1501 MER1,15,24,44 | 300 | 55 |
| 1502 MER2,4,5,35 | 71 | 27 |
| 1503 MER3 | 137 | 21 |

1506 MER6 42 8
 1507 MER7,9,13,16,18,20,46 245 67
 1508 MER8,10,11,41 265 74
 1512 MER12,33,39,47,48 264 57
 1514 MER14,19 316 62
 1517 MER17,30 263 61
 1521 MER21,36 119 18
 1522 MER22 172 35
 1523 MER23 275 48
 1525 MER25,26 188 51
 1527 MER27,34 155 41
 1528 MER28 5 1
 1529 MER29,45 134 26
 1531 MER31 2 0
 1532 MER32 50 9
 1537 MER37,38 278 45
 1540 MER40 0 3
 1542 MER42 189 47
 1543 MER43 59 15

(REPUBLICAN)

GOVERNOR
 (Vote for) 1
 01 = CATHERINE HANAWAY 1,034 23.29
 02 = ERIC GREITENS 1,511 34.03
 WITH 22 OF 22 REPORTING
 03 = JOHN BRUNNER 1,026 23.11
 04 = PETER D. KINDER 869 19.57

| | 01 | 02 | 03 | 04 |
|----------------------------|----|-----|----|----|
| 1501 MER1,15,24,44 | 87 | 96 | 98 | 84 |
| 1502 MER2,4,5,35 | 22 | 39 | 27 | 13 |
| 1503 MER3 | 41 | 39 | 44 | 40 |
| 1506 MER6 | 9 | 19 | 15 | 10 |
| 1507 MER7,9,13,16,18,20,46 | 82 | 114 | 58 | 69 |
| 1508 MER8,10,11,41 | 76 | 126 | 89 | 53 |
| 1512 MER12,33,39,47,48 | 90 | 92 | 87 | 61 |
| 1514 MER14,19 | 97 | 145 | 88 | 57 |
| 1517 MER17,30 | 77 | 126 | 86 | 54 |
| 1521 MER21,36 | 39 | 35 | 36 | 28 |
| 1522 MER22 | 48 | 87 | 33 | 46 |
| 1523 MER23 | 78 | 102 | 83 | 66 |
| 1525 MER25,26 | 44 | 103 | 46 | 57 |
| 1527 MER27,34 | 43 | 82 | 46 | 34 |
| 1528 MER28 | 2 | 0 | 3 | 2 |
| 1529 MER29,45 | 30 | 59 | 51 | 25 |
| 1531 MER31 | 2 | 0 | 0 | 0 |
| 1532 MER32 | 14 | 19 | 14 | 14 |
| 1537 MER37,38 | 69 | 110 | 63 | 90 |
| 1540 MER40 | 0 | 0 | 1 | 2 |
| 1542 MER42 | 61 | 89 | 46 | 51 |
| 1543 MER43 | 23 | 29 | 12 | 13 |

(REPUBLICAN)

LIEUTENANT GOVERNOR
 (Vote for) 1
 01 = ARNIE C. AC DIENOFF 233 5.56
 02 = BEV RANGLES 2,158 51.53
 WITH 22 OF 22 REPORTING
 03 = MIKE PARSON 1,797 42.91

| | 01 | 02 | 03 |
|----------------------------|----|-----|-----|
| 1501 MER1,15,24,44 | 17 | 198 | 137 |
| 1502 MER2,4,5,35 | 7 | 58 | 31 |
| 1503 MER3 | 2 | 102 | 54 |
| 1506 MER6 | 2 | 19 | 30 |
| 1507 MER7,9,13,16,18,20,46 | 23 | 169 | 113 |
| 1508 MER8,10,11,41 | 12 | 161 | 152 |
| 1512 MER12,33,39,47,48 | 23 | 144 | 139 |
| 1514 MER14,19 | 20 | 210 | 135 |
| 1517 MER17,30 | 26 | 152 | 144 |
| 1521 MER21,36 | 4 | 66 | 53 |
| 1522 MER22 | 15 | 93 | 95 |
| 1523 MER23 | 19 | 150 | 145 |
| 1525 MER25,26 | 7 | 111 | 112 |
| 1527 MER27,34 | 10 | 98 | 88 |
| 1528 MER28 | 0 | 3 | 4 |
| 1529 MER29,45 | 5 | 85 | 70 |
| 1531 MER31 | 0 | 2 | 0 |
| 1532 MER32 | 3 | 28 | 25 |
| 1537 MER37,38 | 15 | 168 | 128 |
| 1540 MER40 | 0 | 2 | 1 |
| 1542 MER42 | 19 | 104 | 108 |
| 1543 MER43 | 4 | 35 | 33 |

(REPUBLICAN)

SECRETARY OF STATE
 (Vote for) 1
 01 = WILL KRAUS 1,448 33.98
 02 = JOHN (JAY) ASHCROFT 2,641 61.98
 WITH 22 OF 22 REPORTING
 03 = ROI CHINN 172 4.04

| | 01 | 02 | 03 |
|----------------------------|-----|-----|----|
| 1501 MER1,15,24,44 | 120 | 218 | 13 |
| 1502 MER2,4,5,35 | 36 | 58 | 3 |
| 1503 MER3 | 51 | 103 | 6 |
| 1506 MER6 | 18 | 33 | 2 |
| 1507 MER7,9,13,16,18,20,46 | 109 | 182 | 12 |
| 1508 MER8,10,11,41 | 93 | 227 | 15 |
| 1512 MER12,33,39,47,48 | 103 | 194 | 22 |
| 1514 MER14,19 | 120 | 246 | 8 |
| 1517 MER17,30 | 124 | 199 | 7 |
| 1521 MER21,36 | 33 | 96 | 7 |
| 1522 MER22 | 81 | 119 | 7 |
| 1523 MER23 | 114 | 195 | 13 |
| 1525 MER25,26 | 87 | 140 | 11 |
| 1527 MER27,34 | 66 | 125 | 2 |
| 1528 MER28 | 7 | 0 | 0 |
| 1529 MER29,45 | 30 | 114 | 11 |
| 1531 MER31 | 2 | 0 | 0 |
| 1532 MER32 | 16 | 35 | 7 |
| 1537 MER37,38 | 114 | 196 | 9 |
| 1540 MER40 | 0 | 2 | 1 |
| 1542 MER42 | 92 | 124 | 13 |

1543 MER43 32 35 3

(REPUBLICAN)

VOTES PERCENT WITH 22 OF 22 REPORTING

STATE TREASURER
(Vote for) 1
01 = ERIC SCHMITT

3,960 100.00

01

1501 MER1,15,24,44 338
1502 MER2,4,5,35 89
1503 MER3 149
1506 MER6 49
1507 MER7,9,13,16,18,20,46 272
1508 MER8,10,11,41 303
1512 MER12,33,39,47,48 297
1514 MER14,19 350
1517 MER17,30 299
1521 MER21,36 118
1522 MER22 189
1523 MER23 305
1525 MER25,26 224
1527 MER27,34 182
1528 MER28 5
1529 MER29,45 145
1531 MER31 2
1532 MER32 58
1537 MER37,38 298
1540 MER40 3
1542 MER42 215
1543 MER43 70

(REPUBLICAN)

VOTES PERCENT WITH 22 OF 22 REPORTING

ATTORNEY GENERAL
(Vote for) 1
01 = JOSH HAWLEY
02 = KURT SCHAEFER

3,141 73.59
1,127 26.41

01 02

1501 MER1,15,24,44 271 83
1502 MER2,4,5,35 71 24
1503 MER3 122 39
1506 MER6 36 16
1507 MER7,9,13,16,18,20,46 223 86
1508 MER8,10,11,41 264 69
1512 MER12,33,39,47,48 229 81
1514 MER14,19 281 90
1517 MER17,30 238 87
1521 MER21,36 98 33
1522 MER22 159 49
1523 MER23 234 91
1525 MER25,26 178 63
1527 MER27,34 150 49
1528 MER28 3 3
1529 MER29,45 114 45
1531 MER31 0 2
1532 MER32 43 15
1537 MER37,38 219 98
1540 MER40 3 0
1542 MER42 149 85
1543 MER43 56 19

(REPUBLICAN)

VOTES PERCENT WITH 16 OF 16 REPORTING

STATE SENATOR DISTRICT 15
(Vote for) 1
01 = ANDREW KOENIG
02 = RICK STREAM

1,751 62.54
1,049 37.46

01 02

1501 MER1,15,24,44 236 122
1506 MER6 30 22
1508 MER8,10,11,41 194 140
1512 MER12,33,39,47,48 197 119
1521 MER21,36 81 50
1523 MER23 213 102
1525 MER25,26 129 110
1527 MER27,34 146 52
1528 MER28 2 5
1529 MER29,45 95 66
1531 MER31 2 0
1532 MER32 27 30
1537 MER37,38 179 137
1540 MER40 2 1
1542 MER42 177 63
1543 MER43 41 30

(REPUBLICAN)

VOTES PERCENT WITH 1 OF 1 REPORTING

STATE REPRESENTATIVE DISTRICT 96
(Vote for) 1
01 = DAN REUTER
02 = DAVID J. GREGORY

16 29.09
39 70.91

01 02

1532 MER32 16 39

(REPUBLICAN)

VOTES PERCENT WITH 11 OF 11 REPORTING

STATE REPRESENTATIVE DISTRICT 98
(Vote for) 1
01 = SHAMED DOGAN

2,362 100.00

01

1501 MER1,15,24,44 318
1506 MER6 46

1508 MER8,10,11,41 292
 1512 MER12,33,39,47,48 278
 1521 MER21,36 120
 1523 MER23 286
 1525 MER25,26 204
 1527 MER27,34 181
 1529 MER29,45 136
 1537 MER37,38 291
 1542 MER42 210

(REPUBLICAN)

STATE REPRESENTATIVE DISTRICT 99
 (Vote for) 1
 01 = RICHARD LaVIOLETTE 36 48.00 03 = JEAN EVANS 21 28.00
 02 = PHILIP OEHLERKING 9 12.00 04 = NICHOLAS GERTH 9 12.00

| | 01 | 02 | 03 | 04 |
|------------|----|----|----|----|
| 1531 MER31 | 0 | 2 | 0 | 0 |
| 1543 MER43 | 36 | 7 | 21 | 9 |

(REPUBLICAN)

STATE REPRESENTATIVE DISTRICT 110
 (Vote for) 1
 01 = KIRK MATHEWS 1,345 100.00

| | 01 |
|----------------------------|-----|
| 1502 MER2,4,5,35 | 82 |
| 1503 MER3 | 150 |
| 1507 MER7,9,13,16,18,20,46 | 276 |
| 1514 MER14,19 | 339 |
| 1517 MER17,30 | 302 |
| 1522 MER22 | 187 |
| 1528 MER28 | 6 |
| 1540 MER40 | 3 |

(REPUBLICAN)

COMMITTEEMAN MERAMEC TOWNSHIP
 (Vote for) 1
 01 = TIM FITCH 3,651 98.70
 02 = INVALID WRITE-IN 48 1.30

| | 01 | 02 |
|----------------------------|-----|----|
| 1501 MER1,15,24,44 | 313 | 2 |
| 1502 MER2,4,5,35 | 81 | 0 |
| 1503 MER3 | 143 | 1 |
| 1506 MER6 | 49 | 0 |
| 1507 MER7,9,13,16,18,20,46 | 250 | 6 |
| 1508 MER8,10,11,41 | 279 | 3 |
| 1512 MER12,33,39,47,48 | 256 | 7 |
| 1514 MER14,19 | 337 | 3 |
| 1517 MER17,30 | 285 | 6 |
| 1521 MER21,36 | 111 | 0 |
| 1522 MER22 | 174 | 3 |
| 1523 MER23 | 287 | 3 |
| 1525 MER25,26 | 196 | 3 |
| 1527 MER27,34 | 170 | 3 |
| 1528 MER28 | 5 | 0 |
| 1529 MER29,45 | 132 | 1 |
| 1531 MER31 | 1 | 0 |
| 1532 MER32 | 49 | 0 |
| 1537 MER37,38 | 270 | 6 |
| 1540 MER40 | 3 | 0 |
| 1542 MER42 | 192 | 1 |
| 1543 MER43 | 68 | 0 |

(REPUBLICAN)

COMMITTEEWOMAN MERAMEC TOWNSHIP
 (Vote for) 1
 01 = RENE A. ARTMAN 3,600 98.85
 02 = INVALID WRITE-IN 42 1.15

| | 01 | 02 |
|----------------------------|-----|----|
| 1501 MER1,15,24,44 | 305 | 4 |
| 1502 MER2,4,5,35 | 83 | 0 |
| 1503 MER3 | 145 | 0 |
| 1506 MER6 | 49 | 0 |
| 1507 MER7,9,13,16,18,20,46 | 249 | 5 |
| 1508 MER8,10,11,41 | 274 | 1 |
| 1512 MER12,33,39,47,48 | 257 | 4 |
| 1514 MER14,19 | 330 | 6 |
| 1517 MER17,30 | 279 | 4 |
| 1521 MER21,36 | 107 | 0 |
| 1522 MER22 | 171 | 4 |
| 1523 MER23 | 283 | 3 |
| 1525 MER25,26 | 194 | 2 |
| 1527 MER27,34 | 170 | 1 |
| 1528 MER28 | 5 | 0 |
| 1529 MER29,45 | 133 | 1 |
| 1531 MER31 | 1 | 0 |
| 1532 MER32 | 48 | 0 |
| 1537 MER37,38 | 263 | 6 |
| 1540 MER40 | 3 | 0 |
| 1542 MER42 | 186 | 1 |
| 1543 MER43 | 65 | 0 |

(LIBERTARIAN)

U.S. SENATE
 (Vote for) 1
 01 = JONATHAN DINE 16 55.17
 02 = HERSCHEL L. YOUNG 13 44.83

| | 01 | 02 |
|--|----|----|
| | | |

| | | | |
|------|-----------------------|---|---|
| 1501 | MER1,15,24,44 | 1 | 1 |
| 1502 | MER2,4,5,35 | 0 | 0 |
| 1503 | MER3 | 1 | 0 |
| 1506 | MER6 | 0 | 0 |
| 1507 | MER7,9,13,16,18,20,46 | 1 | 0 |
| 1508 | MER8,10,11,41 | 1 | 0 |
| 1512 | MER12,33,39,47,48 | 0 | 0 |
| 1514 | MER14,19 | 0 | 2 |
| 1517 | MER17,30 | 0 | 3 |
| 1521 | MER21,36 | 0 | 0 |
| 1522 | MER22 | 1 | 2 |
| 1523 | MER23 | 3 | 0 |
| 1525 | MER25,26 | 0 | 2 |
| 1527 | MER27,34 | 3 | 1 |
| 1528 | MER28 | 0 | 0 |
| 1529 | MER29,45 | 1 | 0 |
| 1531 | MER31 | 0 | 0 |
| 1532 | MER32 | 0 | 0 |
| 1537 | MER37,38 | 3 | 1 |
| 1540 | MER40 | 0 | 0 |
| 1542 | MER42 | 1 | 1 |
| 1543 | MER43 | 0 | 0 |

(LIBERTARIAN)

VOTES PERCENT WITH 22 OF 22 REPORTING

U.S. REPRESENTATIVE DISTRICT 2
(Vote for) 1
01 = JIM HIGGINS

29 100.00

01

| | | |
|------|-----------------------|---|
| 1501 | MER1,15,24,44 | 2 |
| 1502 | MER2,4,5,35 | 0 |
| 1503 | MER3 | 1 |
| 1506 | MER6 | 0 |
| 1507 | MER7,9,13,16,18,20,46 | 1 |
| 1508 | MER8,10,11,41 | 1 |
| 1512 | MER12,33,39,47,48 | 0 |
| 1514 | MER14,19 | 2 |
| 1517 | MER17,30 | 3 |
| 1521 | MER21,36 | 0 |
| 1522 | MER22 | 3 |
| 1523 | MER23 | 3 |
| 1525 | MER25,26 | 2 |
| 1527 | MER27,34 | 4 |
| 1528 | MER28 | 0 |
| 1529 | MER29,45 | 1 |
| 1531 | MER31 | 0 |
| 1532 | MER32 | 0 |
| 1537 | MER37,38 | 4 |
| 1540 | MER40 | 0 |
| 1542 | MER42 | 2 |
| 1543 | MER43 | 0 |

(LIBERTARIAN)

VOTES PERCENT WITH 22 OF 22 REPORTING

GOVERNOR
(Vote for) 1
01 = CISSE W. SPRAGINS

29 100.00

01

| | | |
|------|-----------------------|---|
| 1501 | MER1,15,24,44 | 2 |
| 1502 | MER2,4,5,35 | 0 |
| 1503 | MER3 | 1 |
| 1506 | MER6 | 0 |
| 1507 | MER7,9,13,16,18,20,46 | 1 |
| 1508 | MER8,10,11,41 | 1 |
| 1512 | MER12,33,39,47,48 | 0 |
| 1514 | MER14,19 | 2 |
| 1517 | MER17,30 | 3 |
| 1521 | MER21,36 | 0 |
| 1522 | MER22 | 3 |
| 1523 | MER23 | 3 |
| 1525 | MER25,26 | 2 |
| 1527 | MER27,34 | 4 |
| 1528 | MER28 | 0 |
| 1529 | MER29,45 | 1 |
| 1531 | MER31 | 0 |
| 1532 | MER32 | 0 |
| 1537 | MER37,38 | 4 |
| 1540 | MER40 | 0 |
| 1542 | MER42 | 2 |
| 1543 | MER43 | 0 |

(LIBERTARIAN)

VOTES PERCENT WITH 22 OF 22 REPORTING

LIEUTENANT GOVERNOR
(Vote for) 1
01 = STEVEN R. HEDRICK

28 100.00

01

| | | |
|------|-----------------------|---|
| 1501 | MER1,15,24,44 | 2 |
| 1502 | MER2,4,5,35 | 0 |
| 1503 | MER3 | 1 |
| 1506 | MER6 | 0 |
| 1507 | MER7,9,13,16,18,20,46 | 1 |
| 1508 | MER8,10,11,41 | 1 |
| 1512 | MER12,33,39,47,48 | 0 |
| 1514 | MER14,19 | 2 |
| 1517 | MER17,30 | 3 |
| 1521 | MER21,36 | 0 |
| 1522 | MER22 | 3 |
| 1523 | MER23 | 3 |
| 1525 | MER25,26 | 2 |
| 1527 | MER27,34 | 3 |
| 1528 | MER28 | 0 |
| 1529 | MER29,45 | 1 |
| 1531 | MER31 | 0 |
| 1532 | MER32 | 0 |
| 1537 | MER37,38 | 4 |
| 1540 | MER40 | 0 |
| 1542 | MER42 | 2 |

```

1543 MER43                                0
=====
(LIBERTARIAN)
SECRETARY OF STATE
  (Vote for ) 1
    01 = CHRIS MORRILL
                                29 100.00
                                -----
                                01
                                -----
1501 MER1,15,24,44                      2
1502 MER2,4,5,35                          0
1503 MER3                                  1
1506 MER6                                  0
1507 MER7,9,13,16,18,20,46                1
1508 MER8,10,11,41                        1
1512 MER12,33,39,47,48                    0
1514 MER14,19                              2
1517 MER17,30                              3
1521 MER21,36                              0
1522 MER22                                  3
1523 MER23                                  3
1525 MER25,26                              2
1527 MER27,34                              4
1528 MER28                                  0
1529 MER29,45                              1
1531 MER31                                  0
1532 MER32                                  0
1537 MER37,38                              4
1540 MER40                                  0
1542 MER42                                  2
1543 MER43                                  0
=====

```

```

(LIBERTARIAN)
STATE TREASURER
  (Vote for ) 1
    01 = SEAN O'TOOLE
                                30 100.00
                                -----
                                01
                                -----
1501 MER1,15,24,44                      2
1502 MER2,4,5,35                          0
1503 MER3                                  1
1506 MER6                                  0
1507 MER7,9,13,16,18,20,46                2
1508 MER8,10,11,41                        1
1512 MER12,33,39,47,48                    0
1514 MER14,19                              2
1517 MER17,30                              3
1521 MER21,36                              0
1522 MER22                                  3
1523 MER23                                  3
1525 MER25,26                              2
1527 MER27,34                              4
1528 MER28                                  0
1529 MER29,45                              1
1531 MER31                                  0
1532 MER32                                  0
1537 MER37,38                              4
1540 MER40                                  0
1542 MER42                                  2
1543 MER43                                  0
=====

```

```

(LIBERTARIAN)
ATTORNEY GENERAL
  (Vote for ) 1
    01 = NO CANDIDATE FILED
                                0
                                -----
                                01
                                -----
1501 MER1,15,24,44                      0
1502 MER2,4,5,35                          0
1503 MER3                                  0
1506 MER6                                  0
1507 MER7,9,13,16,18,20,46                0
1508 MER8,10,11,41                        0
1512 MER12,33,39,47,48                    0
1514 MER14,19                              0
1517 MER17,30                              0
1521 MER21,36                              0
1522 MER22                                  0
1523 MER23                                  0
1525 MER25,26                              0
1527 MER27,34                              0
1528 MER28                                  0
1529 MER29,45                              0
1531 MER31                                  0
1532 MER32                                  0
1537 MER37,38                              0
1540 MER40                                  0
1542 MER42                                  0
1543 MER43                                  0
=====

```

```

(LIBERTARIAN)
STATE SENATOR DISTRICT 15
  (Vote for ) 1
    01 = NO CANDIDATE FILED
                                0
                                -----
                                01
                                -----
1501 MER1,15,24,44                      0
1506 MER6                                  0
1508 MER8,10,11,41                        0
1512 MER12,33,39,47,48                    0
1521 MER21,36                              0
1523 MER23                                  0
1525 MER25,26                              0
1527 MER27,34                              0
1528 MER28                                  0
1529 MER29,45                              0

```

1531 MER31 0
 1532 MER32 0
 1537 MER37,38 0
 1540 MER40 0
 1542 MER42 0
 1543 MER43 0

=====
 (LIBERTARIAN) WITH 1 OF 1 REPORTING
 STATE REPRESENTATIVE DISTRICT 96 VOTES PERCENT
 (Vote for) 1
 01 = NO CANDIDATE FILED 0

 01

 1532 MER32 0
 =====

=====
 (LIBERTARIAN) WITH 11 OF 11 REPORTING
 STATE REPRESENTATIVE DISTRICT 98 VOTES PERCENT
 (Vote for) 1
 01 = NO CANDIDATE FILED 0

 01

 1501 MER1,15,24,44 0
 1506 MER6 0
 1508 MER8,10,11,41 0
 1512 MER12,33,39,47,48 0
 1521 MER21,36 0
 1523 MER23 0
 1525 MER25,26 0
 1527 MER27,34 0
 1529 MER29,45 0
 1537 MER37,38 0
 1542 MER42 0
 =====

=====
 (LIBERTARIAN) WITH 2 OF 2 REPORTING
 STATE REPRESENTATIVE DISTRICT 99 VOTES PERCENT
 (Vote for) 1
 01 = NO CANDIDATE FILED 0

 01

 1531 MER31 0
 1543 MER43 0
 =====

=====
 (LIBERTARIAN) WITH 8 OF 8 REPORTING
 STATE REPRESENTATIVE DISTRICT 110 VOTES PERCENT
 (Vote for) 1
 01 = NO CANDIDATE FILED 0

 01

 1502 MER2,4,5,35 0
 1503 MER3 0
 1507 MER7,9,13,16,18,20,46 0
 1514 MER14,19 0
 1517 MER17,30 0
 1522 MER22 0
 1528 MER28 0
 1540 MER40 0
 =====

=====
 (LIBERTARIAN) WITH 22 OF 22 REPORTING
 COMMITTEEMAN MERAMEC TOWNSHIP VOTES PERCENT
 (Vote for) 1
 01 = RAYMOND A. HARBERT 29 100.00
 02 = INVALID WRITE-IN 0

 01 02

 1501 MER1,15,24,44 2 0
 1502 MER2,4,5,35 0 0
 1503 MER3 1 0
 1506 MER6 0 0
 1507 MER7,9,13,16,18,20,46 1 0
 1508 MER8,10,11,41 1 0
 1512 MER12,33,39,47,48 0 0
 1514 MER14,19 2 0
 1517 MER17,30 3 0
 1521 MER21,36 0 0
 1522 MER22 3 0
 1523 MER23 3 0
 1525 MER25,26 2 0
 1527 MER27,34 4 0
 1528 MER28 0 0
 1529 MER29,45 1 0
 1531 MER31 0 0
 1532 MER32 0 0
 1537 MER37,38 4 0
 1540 MER40 0 0
 1542 MER42 2 0
 1543 MER43 0 0
 =====

=====
 (LIBERTARIAN) WITH 22 OF 22 REPORTING
 COMMITTEEWOMAN MERAMEC TOWNSHIP VOTES PERCENT
 (Vote for) 1
 01 = NO CANDIDATE FILED 0
 02 = *SEE OFFICIAL WRITE-IN REPORT 3 100.00

 01 02

 1501 MER1,15,24,44 0 0
 1502 MER2,4,5,35 0 0
 1503 MER3 0 0
 1506 MER6 0 0
 1507 MER7,9,13,16,18,20,46 0 0
 =====

| | | | |
|------|-------------------|---|---|
| 1508 | MER8,10,11,41 | 0 | 0 |
| 1512 | MER12,33,39,47,48 | 0 | 0 |
| 1514 | MER14,19 | 0 | 0 |
| 1517 | MER17,30 | 0 | 1 |
| 1521 | MER21,36 | 0 | 0 |
| 1522 | MER22 | 0 | 1 |
| 1523 | MER23 | 0 | 0 |
| 1525 | MER25,26 | 0 | 0 |
| 1527 | MER27,34 | 0 | 0 |
| 1528 | MER28 | 0 | 0 |
| 1529 | MER29,45 | 0 | 0 |
| 1531 | MER31 | 0 | 0 |
| 1532 | MER32 | 0 | 0 |
| 1537 | MER37,38 | 0 | 1 |
| 1540 | MER40 | 0 | 0 |
| 1542 | MER42 | 0 | 0 |
| 1543 | MER43 | 0 | 0 |

(CONSTITUTION)

VOTES PERCENT WITH 22 OF 22 REPORTING

U.S. SENATE
(Vote for) 1
01 = FRED RYMAN

3 100.00

01

| | | | |
|------|-----------------------|---|--|
| 1501 | MER1,15,24,44 | 0 | |
| 1502 | MER2,4,5,35 | 0 | |
| 1503 | MER3 | 0 | |
| 1506 | MER6 | 0 | |
| 1507 | MER7,9,13,16,18,20,46 | 0 | |
| 1508 | MER8,10,11,41 | 0 | |
| 1512 | MER12,33,39,47,48 | 0 | |
| 1514 | MER14,19 | 0 | |
| 1517 | MER17,30 | 1 | |
| 1521 | MER21,36 | 0 | |
| 1522 | MER22 | 0 | |
| 1523 | MER23 | 1 | |
| 1525 | MER25,26 | 0 | |
| 1527 | MER27,34 | 0 | |
| 1528 | MER28 | 0 | |
| 1529 | MER29,45 | 0 | |
| 1531 | MER31 | 0 | |
| 1532 | MER32 | 0 | |
| 1537 | MER37,38 | 0 | |
| 1540 | MER40 | 0 | |
| 1542 | MER42 | 1 | |
| 1543 | MER43 | 0 | |

(CONSTITUTION)

VOTES PERCENT WITH 22 OF 22 REPORTING

U.S. REPRESENTATIVE DISTRICT 2
(Vote for) 1
01 = NO CANDIDATE FILED

0

01

| | | | |
|------|-----------------------|---|--|
| 1501 | MER1,15,24,44 | 0 | |
| 1502 | MER2,4,5,35 | 0 | |
| 1503 | MER3 | 0 | |
| 1506 | MER6 | 0 | |
| 1507 | MER7,9,13,16,18,20,46 | 0 | |
| 1508 | MER8,10,11,41 | 0 | |
| 1512 | MER12,33,39,47,48 | 0 | |
| 1514 | MER14,19 | 0 | |
| 1517 | MER17,30 | 0 | |
| 1521 | MER21,36 | 0 | |
| 1522 | MER22 | 0 | |
| 1523 | MER23 | 0 | |
| 1525 | MER25,26 | 0 | |
| 1527 | MER27,34 | 0 | |
| 1528 | MER28 | 0 | |
| 1529 | MER29,45 | 0 | |
| 1531 | MER31 | 0 | |
| 1532 | MER32 | 0 | |
| 1537 | MER37,38 | 0 | |
| 1540 | MER40 | 0 | |
| 1542 | MER42 | 0 | |
| 1543 | MER43 | 0 | |

(CONSTITUTION)

VOTES PERCENT WITH 22 OF 22 REPORTING

GOVERNOR
(Vote for) 1
01 = NO CANDIDATE FILED

0

01

| | | | |
|------|-----------------------|---|--|
| 1501 | MER1,15,24,44 | 0 | |
| 1502 | MER2,4,5,35 | 0 | |
| 1503 | MER3 | 0 | |
| 1506 | MER6 | 0 | |
| 1507 | MER7,9,13,16,18,20,46 | 0 | |
| 1508 | MER8,10,11,41 | 0 | |
| 1512 | MER12,33,39,47,48 | 0 | |
| 1514 | MER14,19 | 0 | |
| 1517 | MER17,30 | 0 | |
| 1521 | MER21,36 | 0 | |
| 1522 | MER22 | 0 | |
| 1523 | MER23 | 0 | |
| 1525 | MER25,26 | 0 | |
| 1527 | MER27,34 | 0 | |
| 1528 | MER28 | 0 | |
| 1529 | MER29,45 | 0 | |
| 1531 | MER31 | 0 | |
| 1532 | MER32 | 0 | |
| 1537 | MER37,38 | 0 | |
| 1540 | MER40 | 0 | |
| 1542 | MER42 | 0 | |
| 1543 | MER43 | 0 | |

(CONSTITUTION)

VOTES PERCENT WITH 22 OF 22 REPORTING

LIEUTENANT GOVERNOR
 (Vote for) 1
 01 = NO CANDIDATE FILED

| | | |
|----------------------------|-------|---|
| | ----- | 0 |
| | 01 | |
| | ----- | |
| 1501 MER1,15,24,44 | 0 | |
| 1502 MER2,4,5,35 | 0 | |
| 1503 MER3 | 0 | |
| 1506 MER6 | 0 | |
| 1507 MER7,9,13,16,18,20,46 | 0 | |
| 1508 MER8,10,11,41 | 0 | |
| 1512 MER12,33,39,47,48 | 0 | |
| 1514 MER14,19 | 0 | |
| 1517 MER17,30 | 0 | |
| 1521 MER21,36 | 0 | |
| 1522 MER22 | 0 | |
| 1523 MER23 | 0 | |
| 1525 MER25,26 | 0 | |
| 1527 MER27,34 | 0 | |
| 1528 MER28 | 0 | |
| 1529 MER29,45 | 0 | |
| 1531 MER31 | 0 | |
| 1532 MER32 | 0 | |
| 1537 MER37,38 | 0 | |
| 1540 MER40 | 0 | |
| 1542 MER42 | 0 | |
| 1543 MER43 | 0 | |

(CONSTITUTION)

| | VOTES | PERCENT | WITH 22 OF 22 | REPORTING |
|----------------------------|-------|---------|---------------|-----------|
| SECRETARY OF STATE | | | | |
| (Vote for) 1 | | | | |
| 01 = NO CANDIDATE FILED | | | | |
| | ----- | 0 | | |
| | 01 | | | |
| | ----- | | | |
| 1501 MER1,15,24,44 | 0 | | | |
| 1502 MER2,4,5,35 | 0 | | | |
| 1503 MER3 | 0 | | | |
| 1506 MER6 | 0 | | | |
| 1507 MER7,9,13,16,18,20,46 | 0 | | | |
| 1508 MER8,10,11,41 | 0 | | | |
| 1512 MER12,33,39,47,48 | 0 | | | |
| 1514 MER14,19 | 0 | | | |
| 1517 MER17,30 | 0 | | | |
| 1521 MER21,36 | 0 | | | |
| 1522 MER22 | 0 | | | |
| 1523 MER23 | 0 | | | |
| 1525 MER25,26 | 0 | | | |
| 1527 MER27,34 | 0 | | | |
| 1528 MER28 | 0 | | | |
| 1529 MER29,45 | 0 | | | |
| 1531 MER31 | 0 | | | |
| 1532 MER32 | 0 | | | |
| 1537 MER37,38 | 0 | | | |
| 1540 MER40 | 0 | | | |
| 1542 MER42 | 0 | | | |
| 1543 MER43 | 0 | | | |

(CONSTITUTION)

| | VOTES | PERCENT | WITH 22 OF 22 | REPORTING |
|----------------------------|-------|---------|---------------|-----------|
| STATE TREASURER | | | | |
| (Vote for) 1 | | | | |
| 01 = NO CANDIDATE FILED | | | | |
| | ----- | 0 | | |
| | 01 | | | |
| | ----- | | | |
| 1501 MER1,15,24,44 | 0 | | | |
| 1502 MER2,4,5,35 | 0 | | | |
| 1503 MER3 | 0 | | | |
| 1506 MER6 | 0 | | | |
| 1507 MER7,9,13,16,18,20,46 | 0 | | | |
| 1508 MER8,10,11,41 | 0 | | | |
| 1512 MER12,33,39,47,48 | 0 | | | |
| 1514 MER14,19 | 0 | | | |
| 1517 MER17,30 | 0 | | | |
| 1521 MER21,36 | 0 | | | |
| 1522 MER22 | 0 | | | |
| 1523 MER23 | 0 | | | |
| 1525 MER25,26 | 0 | | | |
| 1527 MER27,34 | 0 | | | |
| 1528 MER28 | 0 | | | |
| 1529 MER29,45 | 0 | | | |
| 1531 MER31 | 0 | | | |
| 1532 MER32 | 0 | | | |
| 1537 MER37,38 | 0 | | | |
| 1540 MER40 | 0 | | | |
| 1542 MER42 | 0 | | | |
| 1543 MER43 | 0 | | | |

(CONSTITUTION)

| | VOTES | PERCENT | WITH 22 OF 22 | REPORTING |
|----------------------------|-------|---------|---------------|-----------|
| ATTORNEY GENERAL | | | | |
| (Vote for) 1 | | | | |
| 01 = NO CANDIDATE FILED | | | | |
| | ----- | 0 | | |
| | 01 | | | |
| | ----- | | | |
| 1501 MER1,15,24,44 | 0 | | | |
| 1502 MER2,4,5,35 | 0 | | | |
| 1503 MER3 | 0 | | | |
| 1506 MER6 | 0 | | | |
| 1507 MER7,9,13,16,18,20,46 | 0 | | | |
| 1508 MER8,10,11,41 | 0 | | | |
| 1512 MER12,33,39,47,48 | 0 | | | |
| 1514 MER14,19 | 0 | | | |
| 1517 MER17,30 | 0 | | | |
| 1521 MER21,36 | 0 | | | |
| 1522 MER22 | 0 | | | |
| 1523 MER23 | 0 | | | |
| 1525 MER25,26 | 0 | | | |
| 1527 MER27,34 | 0 | | | |
| 1528 MER28 | 0 | | | |

1529 MER29,45 0
 1531 MER31 0
 1532 MER32 0
 1537 MER37,38 0
 1540 MER40 0
 1542 MER42 0
 1543 MER43 0

(CONSTITUTION)

VOTES PERCENT WITH 16 OF 16 REPORTING

STATE SENATOR DISTRICT 15
 (Vote for) 1
 01 = NO CANDIDATE FILED 0

 01

1501 MER1,15,24,44 0
 1506 MER6 0
 1508 MER8,10,11,41 0
 1512 MER12,33,39,47,48 0
 1521 MER21,36 0
 1523 MER23 0
 1525 MER25,26 0
 1527 MER27,34 0
 1528 MER28 0
 1529 MER29,45 0
 1531 MER31 0
 1532 MER32 0
 1537 MER37,38 0
 1540 MER40 0
 1542 MER42 0
 1543 MER43 0

(CONSTITUTION)

VOTES PERCENT WITH 1 OF 1 REPORTING

STATE REPRESENTATIVE DISTRICT 96
 (Vote for) 1
 01 = NO CANDIDATE FILED 0

 01

1532 MER32 0

(CONSTITUTION)

VOTES PERCENT WITH 11 OF 11 REPORTING

STATE REPRESENTATIVE DISTRICT 98
 (Vote for) 1
 01 = NO CANDIDATE FILED 0

 01

1501 MER1,15,24,44 0
 1506 MER6 0
 1508 MER8,10,11,41 0
 1512 MER12,33,39,47,48 0
 1521 MER21,36 0
 1523 MER23 0
 1525 MER25,26 0
 1527 MER27,34 0
 1529 MER29,45 0
 1537 MER37,38 0
 1542 MER42 0

(CONSTITUTION)

VOTES PERCENT WITH 2 OF 2 REPORTING

STATE REPRESENTATIVE DISTRICT 99
 (Vote for) 1
 01 = NO CANDIDATE FILED 0

 01

1531 MER31 0
 1543 MER43 0

(CONSTITUTION)

VOTES PERCENT WITH 8 OF 8 REPORTING

STATE REPRESENTATIVE DISTRICT 110
 (Vote for) 1
 01 = NO CANDIDATE FILED 0

 01

1502 MER2,4,5,35 0
 1503 MER3 0
 1507 MER7,9,13,16,18,20,46 0
 1514 MER14,19 0
 1517 MER17,30 0
 1522 MER22 0
 1528 MER28 0
 1540 MER40 0

(CONSTITUTION)

VOTES PERCENT WITH 22 OF 22 REPORTING

COMMITTEEMAN MERAMEC TOWNSHIP
 (Vote for) 1
 01 = NO CANDIDATE FILED 0
 02 = *SEE OFFICIAL WRITE-IN REPORT 0

 01 02

1501 MER1,15,24,44 0 0
 1502 MER2,4,5,35 0 0
 1503 MER3 0 0
 1506 MER6 0 0
 1507 MER7,9,13,16,18,20,46 0 0
 1508 MER8,10,11,41 0 0
 1512 MER12,33,39,47,48 0 0
 1514 MER14,19 0 0
 1517 MER17,30 0 0
 1521 MER21,36 0 0
 1522 MER22 0 0

| | | |
|---------------|---|---|
| 1523 MER23 | 0 | 0 |
| 1525 MER25,26 | 0 | 0 |
| 1527 MER27,34 | 0 | 0 |
| 1528 MER28 | 0 | 0 |
| 1529 MER29,45 | 0 | 0 |
| 1531 MER31 | 0 | 0 |
| 1532 MER32 | 0 | 0 |
| 1537 MER37,38 | 0 | 0 |
| 1540 MER40 | 0 | 0 |
| 1542 MER42 | 0 | 0 |
| 1543 MER43 | 0 | 0 |

(CONSTITUTION)

WITH 22 OF 22 REPORTING

COMMITTEEWOMAN MERAMEC TOWNSHIP

VOTES PERCENT

(Vote for) 1
 01 = NO CANDIDATE FILED 0
 02 = *SEE OFFICIAL WRITE-IN REPORT 0

| | 01 | 02 |
|----------------------------|----|----|
| 1501 MER1,15,24,44 | 0 | 0 |
| 1502 MER2,4,5,35 | 0 | 0 |
| 1503 MER3 | 0 | 0 |
| 1506 MER6 | 0 | 0 |
| 1507 MER7,9,13,16,18,20,46 | 0 | 0 |
| 1508 MER8,10,11,41 | 0 | 0 |
| 1512 MER12,33,39,47,48 | 0 | 0 |
| 1514 MER14,19 | 0 | 0 |
| 1517 MER17,30 | 0 | 0 |
| 1521 MER21,36 | 0 | 0 |
| 1522 MER22 | 0 | 0 |
| 1523 MER23 | 0 | 0 |
| 1525 MER25,26 | 0 | 0 |
| 1527 MER27,34 | 0 | 0 |
| 1528 MER28 | 0 | 0 |
| 1529 MER29,45 | 0 | 0 |
| 1531 MER31 | 0 | 0 |
| 1532 MER32 | 0 | 0 |
| 1537 MER37,38 | 0 | 0 |
| 1540 MER40 | 0 | 0 |
| 1542 MER42 | 0 | 0 |
| 1543 MER43 | 0 | 0 |

WE, THE BOARD OF ELECTION COMMISSIONERS OF ST. LOUIS COUNTY, MISSOURI, ACTING AS THE VERIFICATION BOARD PURSUANT TO SECTION 115.507, RSMo, HEREBY CERTIFY THE FOREGOING TO BE A TRUE AND CORRECT ABSTRACT OF VOTES CAST FOR THE CANDIDATES AND ISSUES AT THE PRIMARY ELECTION HELD IN ST. LOUIS COUNTY, MISSOURI, ON AUGUST 2, 2016. IN TESTIMONY WHEREOF, WE HAVE HEREUNTO SET OUR HAND AT OUR OFFICE IN MAPLEWOOD, ST. LOUIS COUNTY, MISSOURI, ON AUGUST 16, 2016.

Richard H. Kellett
 RICHARD H. KELLETT, CHAIRMAN

John W. Maupin
 JOHN W. MAUPIN, SECRETARY

Trudi McCollum Foushee
 TRUDI MCCOLLUM FOUSHEE, COMMISSIONER

John P. King
 JOHN P. KING, COMMISSIONER



| | | TOTAL | | PERCENT | | WITH 29 OF 29 PRECINCTS REPORTING | | TOTAL | PERCENT |
|--------------------------------|--|--------|-------|---------|-----|-----------------------------------|----|-------|---------|
| 01 = REGISTERED VOTERS - TOTAL | | 23,866 | | | | 05 = BALLOTS CAST - LIBERTARIAN | | 30 | .47 |
| 02 = BALLOTS CAST - TOTAL | | 6,333 | | | | 06 = BALLOTS CAST - CONSTITUTION | | 2 | .03 |
| 03 = BALLOTS CAST - DEMOCRATIC | | 2,543 | 40.15 | | | 07 = BALLOTS CAST - NONPARTISAN | | 0 | |
| 04 = BALLOTS CAST - REPUBLICAN | | 3,758 | 59.34 | | | 08 = VOTER TURNOUT - TOTAL | | | 26.54 |
| | | 01 | 02 | 03 | 04 | 05 | 06 | 07 | 08 |
| 1601 MHT1 | | 400 | 106 | 58 | 47 | 1 | 0 | 0 | 26.50 |
| 1602 MHT2 | | 696 | 235 | 78 | 157 | 0 | 0 | 0 | 33.76 |
| 1603 MHT3,16 | | 722 | 194 | 79 | 112 | 3 | 0 | 0 | 26.87 |
| 1604 MHT4 | | 768 | 191 | 59 | 131 | 1 | 0 | 0 | 24.87 |
| 1605 MHT5 | | 1028 | 252 | 101 | 150 | 1 | 0 | 0 | 24.51 |
| 1606 MHT6,49 | | 438 | 101 | 46 | 55 | 0 | 0 | 0 | 23.06 |
| 1607 MHT7 | | 63 | 28 | 4 | 24 | 0 | 0 | 0 | 44.44 |
| 1608 MHT8,28 | | 530 | 187 | 82 | 102 | 3 | 0 | 0 | 35.28 |
| 1609 MHT9 | | 1387 | 352 | 147 | 205 | 0 | 0 | 0 | 25.38 |
| 1610 MHT10,21,25,31,33,40 | | 1996 | 512 | 224 | 285 | 3 | 0 | 0 | 25.65 |
| 1611 MHT11,23,44,58 | | 1885 | 556 | 234 | 317 | 4 | 1 | 0 | 29.50 |
| 1612 MHT12,20,48 | | 1144 | 321 | 153 | 165 | 3 | 0 | 0 | 28.06 |
| 1613 MHT13,43 | | 375 | 105 | 46 | 59 | 0 | 0 | 0 | 28.00 |
| 1614 MHT14 | | 1186 | 282 | 141 | 140 | 1 | 0 | 0 | 23.78 |
| 1615 MHT15,22 | | 1725 | 480 | 193 | 285 | 1 | 1 | 0 | 27.83 |
| 1617 MHT17 | | 10 | 3 | 1 | 1 | 1 | 0 | 0 | 30.00 |
| 1618 MHT18,32,57 | | 536 | 68 | 46 | 22 | 0 | 0 | 0 | 12.69 |
| 1619 MHT19 | | 1149 | 290 | 124 | 165 | 1 | 0 | 0 | 25.24 |
| 1624 MHT24 | | 283 | 82 | 28 | 54 | 0 | 0 | 0 | 28.98 |
| 1626 MHT26 | | 313 | 101 | 25 | 76 | 0 | 0 | 0 | 32.27 |
| 1627 MHT27 | | 434 | 128 | 29 | 99 | 0 | 0 | 0 | 29.49 |
| 1629 MHT29,41,59 | | 652 | 86 | 61 | 23 | 2 | 0 | 0 | 13.19 |
| 1630 MHT30,36,37,38,42,45,47+ | | 1718 | 417 | 195 | 221 | 1 | 0 | 0 | 24.27 |
| 1634 MHT34 | | 1628 | 488 | 196 | 290 | 2 | 0 | 0 | 29.98 |
| 1635 MHT35,51,55 | | 1054 | 300 | 65 | 234 | 1 | 0 | 0 | 28.46 |
| 1639 MHT39 | | 147 | 25 | 5 | 20 | 0 | 0 | 0 | 17.01 |
| 1646 MHT46 | | 90 | 10 | 7 | 3 | 0 | 0 | 0 | 11.11 |
| 1650 MHT50,53 | | 1005 | 311 | 99 | 212 | 0 | 0 | 0 | 30.95 |
| 1654 MHT54,56 | | 504 | 122 | 17 | 104 | 1 | 0 | 0 | 24.21 |

| (DEMOCRATIC) | | VOTES | | PERCENT | | WITH 29 OF 29 REPORTING | | VOTES | PERCENT |
|-------------------------------|--|-------|-------|-------------------|----|-------------------------|-------|-------|---------|
| U.S. SENATE | | | | | | | | | |
| (Vote for) 1 | | | | | | | | | |
| 01 = CHIEF WANA DUBIE | | 159 | 6.56 | 03 = JASON KANDER | | 1,837 | 75.78 | | |
| 02 = CORI BUSH | | 305 | 12.58 | 04 = ROBERT MACK | | 123 | 5.07 | | |
| | | 01 | 02 | 03 | 04 | | | | |
| 1601 MHT1 | | 3 | 11 | 42 | 0 | | | | |
| 1602 MHT2 | | 5 | 2 | 64 | 3 | | | | |
| 1603 MHT3,16 | | 4 | 8 | 60 | 3 | | | | |
| 1604 MHT4 | | 0 | 3 | 52 | 1 | | | | |
| 1605 MHT5 | | 6 | 8 | 73 | 10 | | | | |
| 1606 MHT6,49 | | 3 | 11 | 29 | 3 | | | | |
| 1607 MHT7 | | 0 | 0 | 4 | 0 | | | | |
| 1608 MHT8,28 | | 2 | 9 | 67 | 3 | | | | |
| 1609 MHT9 | | 5 | 12 | 118 | 2 | | | | |
| 1610 MHT10,21,25,31,33,40 | | 16 | 30 | 153 | 13 | | | | |
| 1611 MHT11,23,44,58 | | 13 | 29 | 164 | 15 | | | | |
| 1612 MHT12,20,48 | | 15 | 21 | 98 | 9 | | | | |
| 1613 MHT13,43 | | 4 | 7 | 33 | 1 | | | | |
| 1614 MHT14 | | 10 | 26 | 88 | 12 | | | | |
| 1615 MHT15,22 | | 15 | 21 | 137 | 9 | | | | |
| 1617 MHT17 | | 0 | 0 | 1 | 0 | | | | |
| 1618 MHT18,32,57 | | 5 | 21 | 16 | 3 | | | | |
| 1619 MHT19 | | 9 | 18 | 85 | 8 | | | | |
| 1624 MHT24 | | 0 | 1 | 27 | 0 | | | | |
| 1626 MHT26 | | 2 | 1 | 21 | 0 | | | | |
| 1627 MHT27 | | 1 | 1 | 25 | 1 | | | | |
| 1629 MHT29,41,59 | | 13 | 10 | 28 | 7 | | | | |
| 1630 MHT30,36,37,38,42,45,47+ | | 13 | 23 | 140 | 10 | | | | |
| 1634 MHT34 | | 7 | 23 | 147 | 8 | | | | |
| 1635 MHT35,51,55 | | 3 | 5 | 55 | 2 | | | | |
| 1639 MHT39 | | 0 | 0 | 5 | 0 | | | | |
| 1646 MHT46 | | 1 | 0 | 5 | 0 | | | | |
| 1650 MHT50,53 | | 2 | 3 | 88 | 0 | | | | |
| 1654 MHT54,56 | | 2 | 1 | 12 | 0 | | | | |

| (DEMOCRATIC) | | VOTES | | PERCENT | | WITH 5 OF 5 REPORTING | | VOTES | PERCENT |
|--------------------------------|--|-------|-------|-------------------------------|--|-----------------------|-------|-------|---------|
| U.S. REPRESENTATIVE DISTRICT 1 | | | | | | | | | |
| (Vote for) 1 | | | | | | | | | |
| 01 = (WILLIAM) BILL HAAS | | 36 | 14.12 | 03 = MARIA N. CHAPPELLE-NADAL | | 55 | 21.57 | | |
| 02 = LACY CLAY | | 164 | 64.31 | | | | | | |
| | | 01 | 02 | 03 | | | | | |
| 1614 MHT14 | | 19 | 94 | 27 | | | | | |
| 1617 MHT17 | | 1 | 0 | 0 | | | | | |
| 1618 MHT18,32,57 | | 7 | 25 | 14 | | | | | |
| 1629 MHT29,41,59 | | 9 | 40 | 12 | | | | | |
| 1646 MHT46 | | 0 | 5 | 2 | | | | | |

| (DEMOCRATIC) | | VOTES | | PERCENT | | WITH 24 OF 24 REPORTING | |
|--------------------------------|--|-------|--------|---------|--|-------------------------|--|
| U.S. REPRESENTATIVE DISTRICT 2 | | | | | | | |
| (Vote for) 1 | | | | | | | |
| 01 = BILL OTTO | | 2,043 | 100.00 | | | | |
| | | 01 | | | | | |
| 1601 MHT1 | | 52 | | | | | |
| 1602 MHT2 | | 72 | | | | | |
| 1603 MHT3,16 | | 77 | | | | | |
| 1604 MHT4 | | 50 | | | | | |
| 1605 MHT5 | | 92 | | | | | |
| 1606 MHT6,49 | | 42 | | | | | |
| 1607 MHT7 | | 4 | | | | | |
| 1608 MHT8,28 | | 74 | | | | | |

1609 MHT9 129
 1610 MHT10,21,25,31,33,40 192
 1611 MHT11,23,44,58 201
 1612 MHT12,20,48 142
 1613 MHT13,43 43
 1615 MHT15,22 178
 1619 MHT19 106
 1624 MHT24 24
 1626 MHT26 22
 1627 MHT27 28
 1630 MHT30,36,37,38,42,45,47+ 180
 1634 MHT34 171
 1635 MHT35,51,55 59
 1639 MHT39 4
 1650 MHT50,53 86
 1654 MHT54,56 15

(DEMOCRATIC)

| | | VOTES | PERCENT | WITH 29 OF 29 | REPORTING | VOTES | PERCENT |
|----------------------------------|--|-------|---------|-------------------------|-----------|-------|---------|
| GOVERNOR | | | | | | | |
| (Vote for) 1 | | | | | | | |
| 01 = LEONARD JOSEPH STEINMAN, II | | 98 | 3.96 | 03 = ERIC MORRISON | | 163 | 6.59 |
| 02 = CHRIS KOSTER | | 2,109 | 85.28 | 04 = CHARLES B. WHEELER | | 103 | 4.16 |

| | 01 | 02 | 03 | 04 |
|-------------------------------|----|-----|----|----|
| 1601 MHT1 | 0 | 49 | 5 | 1 |
| 1602 MHT2 | 1 | 71 | 2 | 2 |
| 1603 MHT3,16 | 1 | 73 | 3 | 1 |
| 1604 MHT4 | 0 | 56 | 2 | 1 |
| 1605 MHT5 | 3 | 81 | 5 | 8 |
| 1606 MHT6,49 | 1 | 33 | 8 | 3 |
| 1607 MHT7 | 0 | 4 | 0 | 0 |
| 1608 MHT8,28 | 2 | 77 | 2 | 1 |
| 1609 MHT9 | 5 | 118 | 14 | 5 |
| 1610 MHT10,21,25,31,33,40 | 8 | 180 | 14 | 14 |
| 1611 MHT11,23,44,58 | 12 | 194 | 12 | 8 |
| 1612 MHT12,20,48 | 7 | 121 | 11 | 8 |
| 1613 MHT13,43 | 1 | 40 | 2 | 3 |
| 1614 MHT14 | 7 | 111 | 12 | 8 |
| 1615 MHT15,22 | 9 | 164 | 7 | 7 |
| 1617 MHT17 | 0 | 0 | 1 | 0 |
| 1618 MHT18,32,57 | 5 | 22 | 14 | 3 |
| 1619 MHT19 | 5 | 101 | 9 | 7 |
| 1624 MHT24 | 1 | 24 | 1 | 1 |
| 1626 MHT26 | 0 | 22 | 1 | 1 |
| 1627 MHT27 | 0 | 27 | 1 | 0 |
| 1629 MHT29,41,59 | 6 | 39 | 9 | 6 |
| 1630 MHT30,36,37,38,42,45,47+ | 11 | 156 | 13 | 10 |
| 1634 MHT34 | 9 | 168 | 10 | 4 |
| 1635 MHT35,51,55 | 1 | 60 | 3 | 1 |
| 1639 MHT39 | 0 | 5 | 0 | 0 |
| 1646 MHT46 | 0 | 5 | 0 | 0 |
| 1650 MHT50,53 | 1 | 93 | 2 | 0 |
| 1654 MHT54,56 | 2 | 15 | 0 | 0 |

(DEMOCRATIC)

| | | VOTES | PERCENT | WITH 29 OF 29 | REPORTING | VOTES | PERCENT |
|---------------------|--|-------|---------|--------------------------|-----------|-------|---------|
| LIEUTENANT GOVERNOR | | | | | | | |
| (Vote for) 1 | | | | | | | |
| 01 = WINSTON APPLE | | 250 | 10.19 | 03 = TOMMIE PIERSON, SR. | | 193 | 7.86 |
| 02 = RUSS CARNAHAN | | 2,011 | 81.95 | | | | |

| | 01 | 02 | 03 |
|-------------------------------|----|-----|----|
| 1601 MHT1 | 9 | 42 | 5 |
| 1602 MHT2 | 5 | 67 | 4 |
| 1603 MHT3,16 | 6 | 66 | 6 |
| 1604 MHT4 | 3 | 52 | 3 |
| 1605 MHT5 | 11 | 82 | 5 |
| 1606 MHT6,49 | 6 | 35 | 4 |
| 1607 MHT7 | 0 | 4 | 0 |
| 1608 MHT8,28 | 8 | 71 | 3 |
| 1609 MHT9 | 14 | 124 | 5 |
| 1610 MHT10,21,25,31,33,40 | 17 | 182 | 18 |
| 1611 MHT11,23,44,58 | 17 | 192 | 14 |
| 1612 MHT12,20,48 | 19 | 110 | 10 |
| 1613 MHT13,43 | 3 | 36 | 6 |
| 1614 MHT14 | 17 | 109 | 14 |
| 1615 MHT15,22 | 17 | 156 | 12 |
| 1617 MHT17 | 0 | 0 | 1 |
| 1618 MHT18,32,57 | 13 | 16 | 16 |
| 1619 MHT19 | 17 | 97 | 7 |
| 1624 MHT24 | 0 | 22 | 4 |
| 1626 MHT26 | 1 | 23 | 0 |
| 1627 MHT27 | 1 | 26 | 2 |
| 1629 MHT29,41,59 | 13 | 32 | 14 |
| 1630 MHT30,36,37,38,42,45,47+ | 23 | 138 | 25 |
| 1634 MHT34 | 15 | 163 | 9 |
| 1635 MHT35,51,55 | 8 | 56 | 1 |
| 1639 MHT39 | 0 | 5 | 0 |
| 1646 MHT46 | 0 | 5 | 1 |
| 1650 MHT50,53 | 6 | 87 | 2 |
| 1654 MHT54,56 | 1 | 13 | 2 |

(DEMOCRATIC)

| | | VOTES | PERCENT | WITH 29 OF 29 | REPORTING | VOTES | PERCENT |
|-------------------------|--|-------|---------|--------------------|-----------|-------|---------|
| SECRETARY OF STATE | | | | | | | |
| (Vote for) 1 | | | | | | | |
| 01 = BILL CLINTON YOUNG | | 263 | 10.90 | 03 = MD RABBI ALAM | | 160 | 6.63 |
| 02 = ROBIN SMITH | | 1,990 | 82.47 | | | | |

| | 01 | 02 | 03 |
|---------------------------|----|-----|----|
| 1601 MHT1 | 2 | 45 | 7 |
| 1602 MHT2 | 5 | 63 | 3 |
| 1603 MHT3,16 | 6 | 69 | 2 |
| 1604 MHT4 | 4 | 51 | 2 |
| 1605 MHT5 | 12 | 74 | 8 |
| 1606 MHT6,49 | 5 | 39 | 2 |
| 1607 MHT7 | 0 | 4 | 0 |
| 1608 MHT8,28 | 6 | 66 | 6 |
| 1609 MHT9 | 10 | 116 | 10 |
| 1610 MHT10,21,25,31,33,40 | 24 | 175 | 12 |

| | | | | |
|------|--------------------------|----|-----|----|
| 1611 | MHT11,23,44,58 | 23 | 186 | 13 |
| 1612 | MHT12,20,48 | 24 | 112 | 3 |
| 1613 | MHT13,43 | 4 | 40 | 2 |
| 1614 | MHT14 | 19 | 107 | 11 |
| 1615 | MHT15,22 | 18 | 157 | 9 |
| 1617 | MHT17 | 0 | 0 | 1 |
| 1618 | MHT18,32,57 | 10 | 34 | 2 |
| 1619 | MHT19 | 20 | 93 | 8 |
| 1624 | MHT24 | 3 | 22 | 3 |
| 1626 | MHT26 | 2 | 20 | 1 |
| 1627 | MHT27 | 3 | 26 | 0 |
| 1629 | MHT29,41,59 | 11 | 40 | 7 |
| 1630 | MHT30,36,37,38,42,45,47+ | 24 | 149 | 15 |
| 1634 | MHT34 | 17 | 153 | 15 |
| 1635 | MHT35,51,55 | 6 | 54 | 5 |
| 1639 | MHT39 | 0 | 5 | 0 |
| 1646 | MHT46 | 0 | 5 | 1 |
| 1650 | MHT50,53 | 4 | 74 | 10 |
| 1654 | MHT54,56 | 1 | 11 | 2 |

(DEMOCRATIC)

VOTES PERCENT

WITH 29 OF 29 REPORTING

STATE TREASURER

(Vote for) 1

01 = PAT CONTRERAS

02 = JUDY BAKER

1,117 48.15
1,203 51.85

01 02

| | | | |
|------|--------------------------|-----|-----|
| 1601 | MHT1 | 27 | 25 |
| 1602 | MHT2 | 38 | 31 |
| 1603 | MHT3,16 | 43 | 29 |
| 1604 | MHT4 | 23 | 30 |
| 1605 | MHT5 | 44 | 51 |
| 1606 | MHT6,49 | 16 | 28 |
| 1607 | MHT7 | 3 | 1 |
| 1608 | MHT8,28 | 36 | 39 |
| 1609 | MHT9 | 59 | 72 |
| 1610 | MHT10,21,25,31,33,40 | 105 | 102 |
| 1611 | MHT11,23,44,58 | 110 | 96 |
| 1612 | MHT12,20,48 | 67 | 65 |
| 1613 | MHT13,43 | 19 | 26 |
| 1614 | MHT14 | 63 | 70 |
| 1615 | MHT15,22 | 84 | 90 |
| 1617 | MHT17 | 0 | 1 |
| 1618 | MHT18,32,57 | 19 | 26 |
| 1619 | MHT19 | 51 | 66 |
| 1624 | MHT24 | 10 | 17 |
| 1626 | MHT26 | 9 | 12 |
| 1627 | MHT27 | 17 | 10 |
| 1629 | MHT29,41,59 | 26 | 33 |
| 1630 | MHT30,36,37,38,42,45,47+ | 87 | 96 |
| 1634 | MHT34 | 89 | 91 |
| 1635 | MHT35,51,55 | 26 | 37 |
| 1639 | MHT39 | 2 | 3 |
| 1646 | MHT46 | 2 | 3 |
| 1650 | MHT50,53 | 36 | 46 |
| 1654 | MHT54,56 | 6 | 7 |

(DEMOCRATIC)

VOTES PERCENT

WITH 29 OF 29 REPORTING

ATTORNEY GENERAL

(Vote for) 1

01 = JAKE ZIMMERMAN

02 = TERESA HENSLEY

1,655 67.36
802 32.64

01 02

| | | | |
|------|--------------------------|-----|----|
| 1601 | MHT1 | 35 | 19 |
| 1602 | MHT2 | 58 | 16 |
| 1603 | MHT3,16 | 56 | 22 |
| 1604 | MHT4 | 47 | 11 |
| 1605 | MHT5 | 70 | 28 |
| 1606 | MHT6,49 | 23 | 21 |
| 1607 | MHT7 | 4 | 0 |
| 1608 | MHT8,28 | 56 | 25 |
| 1609 | MHT9 | 114 | 29 |
| 1610 | MHT10,21,25,31,33,40 | 133 | 84 |
| 1611 | MHT11,23,44,58 | 153 | 69 |
| 1612 | MHT12,20,48 | 86 | 53 |
| 1613 | MHT13,43 | 25 | 20 |
| 1614 | MHT14 | 95 | 43 |
| 1615 | MHT15,22 | 118 | 67 |
| 1617 | MHT17 | 1 | 0 |
| 1618 | MHT18,32,57 | 23 | 22 |
| 1619 | MHT19 | 71 | 51 |
| 1624 | MHT24 | 24 | 4 |
| 1626 | MHT26 | 14 | 9 |
| 1627 | MHT27 | 19 | 8 |
| 1629 | MHT29,41,59 | 30 | 31 |
| 1630 | MHT30,36,37,38,42,45,47+ | 117 | 73 |
| 1634 | MHT34 | 125 | 65 |
| 1635 | MHT35,51,55 | 51 | 14 |
| 1639 | MHT39 | 3 | 2 |
| 1646 | MHT46 | 1 | 4 |
| 1650 | MHT50,53 | 94 | 4 |
| 1654 | MHT54,56 | 9 | 8 |

(DEMOCRATIC)

VOTES PERCENT

WITH 8 OF 8 REPORTING

STATE REPRESENTATIVE DISTRICT 70

(Vote for) 1

01 = BYRON DeLEAR

683 100.00

01

| | | |
|------|--------------------------|-----|
| 1603 | MHT3,16 | 66 |
| 1606 | MHT6,49 | 41 |
| 1612 | MHT12,20,48 | 130 |
| 1615 | MHT15,22 | 168 |
| 1626 | MHT26 | 19 |
| 1627 | MHT27 | 28 |
| 1629 | MHT29,41,59 | 54 |
| 1630 | MHT30,36,37,38,42,45,47+ | 177 |

(DEMOCRATIC)

VOTES PERCENT WITH 10 OF 10 REPORTING

STATE REPRESENTATIVE DISTRICT 71

(Vote for) 1
01 = BRYAN LIKE 185 17.32
02 = SUE MEREDITH 883 82.68

01 02

1607 MHT7 0 4
1608 MHT8,28 10 71
1610 MHT10,21,25,31,33,40 29 187
1611 MHT11,23,44,58 46 179
1613 MHT13,43 8 38
1614 MHT14 27 111
1617 MHT17 1 0
1618 MHT18,32,57 7 39
1619 MHT19 16 102
1634 MHT34 41 152

(DEMOCRATIC)

VOTES PERCENT WITH 1 OF 1 REPORTING

STATE REPRESENTATIVE DISTRICT 72

(Vote for) 1
01 = MARY NICHOLS 6 100.00

01

1646 MHT46 6

(DEMOCRATIC)

VOTES PERCENT WITH 5 OF 5 REPORTING

STATE REPRESENTATIVE DISTRICT 88

(Vote for) 1
01 = TRACY McCREERY 412 100.00

01

1601 MHT1 49
1605 MHT5 94
1609 MHT9 124
1635 MHT35,51,55 62
1650 MHT50,53 83

(DEMOCRATIC)

VOTES PERCENT WITH 5 OF 5 REPORTING

STATE REPRESENTATIVE DISTRICT 89

(Vote for) 1
01 = JACK SCHILLIGO 151 100.00

01

1602 MHT2 65
1604 MHT4 47
1624 MHT24 23
1639 MHT39 4
1654 MHT54,56 12

(DEMOCRATIC)

VOTES PERCENT WITH 16 OF 16 REPORTING

COUNTY COUNCIL DISTRICT 2

(Vote for) 1
01 = SAM GOODMAN 548 33.68
02 = SAM PAGE 1,079 66.32

01 02

1606 MHT6,49 17 28
1608 MHT8,28 28 51
1610 MHT10,21,25,31,33,40 52 160
1611 MHT11,23,44,58 66 145
1612 MHT12,20,48 44 86
1613 MHT13,43 6 37
1614 MHT14 40 93
1615 MHT15,22 63 108
1617 MHT17 1 0
1618 MHT18,32,57 21 25
1619 MHT19 44 69
1627 MHT27 9 17
1629 MHT29,41,59 22 34
1630 MHT30,36,37,38,42,45,47+ 65 110
1634 MHT34 68 113
1646 MHT46 2 3

(DEMOCRATIC)

VOTES PERCENT WITH 29 OF 29 REPORTING

COMMITTEEMAN MARYLAND HEIGHTS TOWNSHIP

(Vote for) 1
01 = DAVID STEINBERG 2,084 98.49
02 = INVALID WRITE-IN 32 1.51

01 02

1601 MHT1 52 0
1602 MHT2 60 2
1603 MHT3,16 65 0
1604 MHT4 50 0
1605 MHT5 87 2
1606 MHT6,49 41 1
1607 MHT7 3 0
1608 MHT8,28 72 2
1609 MHT9 101 5
1610 MHT10,21,25,31,33,40 181 1
1611 MHT11,23,44,58 186 5
1612 MHT12,20,48 127 0
1613 MHT13,43 38 0
1614 MHT14 117 3
1615 MHT15,22 159 2
1617 MHT17 1 0
1618 MHT18,32,57 42 1

| | | |
|-------------------------------|-----|---|
| 1619 MHT19 | 89 | 5 |
| 1624 MHT24 | 24 | 0 |
| 1626 MHT26 | 20 | 0 |
| 1627 MHT27 | 24 | 0 |
| 1629 MHT29,41,59 | 54 | 1 |
| 1630 MHT30,36,37,38,42,45,47+ | 172 | 1 |
| 1634 MHT34 | 158 | 0 |
| 1635 MHT35,51,55 | 58 | 1 |
| 1639 MHT39 | 4 | 0 |
| 1646 MHT46 | 7 | 0 |
| 1650 MHT50,53 | 78 | 0 |
| 1654 MHT54,56 | 14 | 0 |

(DEMOCRATIC)

WITH 29 OF 29 REPORTING

COMMITTEEWOMAN MARYLAND HEIGHTS TOWNSHIP
(Vote for) 1
01 = DALE KATZ STEINBERG
02 = INVALID WRITE-IN

VOTES PERCENT
2,099 98.50
32 1.50

01 02

| | | |
|-------------------------------|-----|---|
| 1601 MHT1 | 53 | 1 |
| 1602 MHT2 | 60 | 2 |
| 1603 MHT3,16 | 66 | 0 |
| 1604 MHT4 | 49 | 0 |
| 1605 MHT5 | 90 | 2 |
| 1606 MHT6,49 | 41 | 1 |
| 1607 MHT7 | 3 | 0 |
| 1608 MHT8,28 | 73 | 2 |
| 1609 MHT9 | 105 | 4 |
| 1610 MHT10,21,25,31,33,40 | 184 | 1 |
| 1611 MHT11,23,44,58 | 187 | 3 |
| 1612 MHT12,20,48 | 126 | 0 |
| 1613 MHT13,43 | 37 | 2 |
| 1614 MHT14 | 118 | 3 |
| 1615 MHT15,22 | 157 | 2 |
| 1617 MHT17 | 1 | 0 |
| 1618 MHT18,32,57 | 42 | 1 |
| 1619 MHT19 | 93 | 4 |
| 1624 MHT24 | 24 | 0 |
| 1626 MHT26 | 20 | 0 |
| 1627 MHT27 | 23 | 0 |
| 1629 MHT29,41,59 | 54 | 0 |
| 1630 MHT30,36,37,38,42,45,47+ | 173 | 1 |
| 1634 MHT34 | 160 | 0 |
| 1635 MHT35,51,55 | 56 | 3 |
| 1639 MHT39 | 4 | 0 |
| 1646 MHT46 | 6 | 0 |
| 1650 MHT50,53 | 79 | 0 |
| 1654 MHT54,56 | 15 | 0 |

(REPUBLICAN)

WITH 29 OF 29 REPORTING

U.S. SENATE
(Vote for) 1
01 = ROY BLUNT
02 = KRISTI NICHOLS

VOTES PERCENT
2,894 79.48
539 14.80

VOTES PERCENT
105 2.88
103 2.83

01 02 03 04

| | | | | |
|-------------------------------|-----|----|----|----|
| 1601 MHT1 | 39 | 2 | 4 | 2 |
| 1602 MHT2 | 120 | 26 | 4 | 3 |
| 1603 MHT3,16 | 89 | 8 | 3 | 7 |
| 1604 MHT4 | 106 | 20 | 2 | 2 |
| 1605 MHT5 | 114 | 23 | 5 | 5 |
| 1606 MHT6,49 | 39 | 11 | 2 | 2 |
| 1607 MHT7 | 20 | 2 | 0 | 2 |
| 1608 MHT8,28 | 83 | 12 | 3 | 1 |
| 1609 MHT9 | 161 | 31 | 6 | 4 |
| 1610 MHT10,21,25,31,33,40 | 205 | 40 | 15 | 16 |
| 1611 MHT11,23,44,58 | 233 | 45 | 13 | 7 |
| 1612 MHT12,20,48 | 105 | 38 | 6 | 8 |
| 1613 MHT13,43 | 50 | 6 | 1 | 0 |
| 1614 MHT14 | 98 | 32 | 4 | 3 |
| 1615 MHT15,22 | 210 | 49 | 4 | 14 |
| 1617 MHT17 | 1 | 0 | 0 | 0 |
| 1618 MHT18,32,57 | 13 | 6 | 0 | 1 |
| 1619 MHT19 | 134 | 23 | 0 | 3 |
| 1624 MHT24 | 47 | 6 | 1 | 0 |
| 1626 MHT26 | 65 | 5 | 2 | 2 |
| 1627 MHT27 | 76 | 16 | 0 | 4 |
| 1629 MHT29,41,59 | 14 | 3 | 5 | 1 |
| 1630 MHT30,36,37,38,42,45,47+ | 164 | 34 | 6 | 6 |
| 1634 MHT34 | 231 | 42 | 7 | 4 |
| 1635 MHT35,51,55 | 191 | 24 | 7 | 1 |
| 1639 MHT39 | 14 | 4 | 1 | 0 |
| 1646 MHT46 | 3 | 0 | 0 | 0 |
| 1650 MHT50,53 | 175 | 24 | 2 | 4 |
| 1654 MHT54,56 | 94 | 7 | 2 | 1 |

(REPUBLICAN)

WITH 5 OF 5 REPORTING

U.S. REPRESENTATIVE DISTRICT 1
(Vote for) 1
01 = STEVEN G. BAILEY
02 = PAUL BERRY, III

VOTES PERCENT
108 65.85
56 34.15

01 02

| | | |
|------------------|----|----|
| 1614 MHT14 | 78 | 42 |
| 1617 MHT17 | 1 | 0 |
| 1618 MHT18,32,57 | 14 | 6 |
| 1629 MHT29,41,59 | 14 | 7 |
| 1646 MHT46 | 1 | 1 |

(REPUBLICAN)

WITH 24 OF 24 REPORTING

U.S. REPRESENTATIVE DISTRICT 2
(Vote for) 1
01 = ANN WAGNER
02 = GREG SEARS

VOTES PERCENT
2,931 85.15
511 14.85

01 02

| | 01 | 02 |
|-------------------------------|-----|----|
| 1601 MHT1 | 39 | 7 |
| 1602 MHT2 | 133 | 23 |
| 1603 MHT3,16 | 94 | 12 |
| 1604 MHT4 | 115 | 12 |
| 1605 MHT5 | 121 | 26 |
| 1606 MHT6,49 | 44 | 9 |
| 1607 MHT7 | 19 | 4 |
| 1608 MHT8,28 | 82 | 17 |
| 1609 MHT9 | 162 | 35 |
| 1610 MHT10,21,25,31,33,40 | 221 | 53 |
| 1611 MHT11,23,44,58 | 255 | 42 |
| 1612 MHT12,20,48 | 126 | 33 |
| 1613 MHT13,43 | 54 | 4 |
| 1615 MHT15,22 | 223 | 50 |
| 1619 MHT19 | 136 | 20 |
| 1624 MHT24 | 47 | 6 |
| 1626 MHT26 | 68 | 8 |
| 1627 MHT27 | 84 | 12 |
| 1630 MHT30,36,37,38,42,45,47+ | 176 | 33 |
| 1634 MHT34 | 237 | 48 |
| 1635 MHT35,51,55 | 202 | 23 |
| 1639 MHT39 | 16 | 3 |
| 1650 MHT50,53 | 185 | 21 |
| 1654 MHT54,56 | 92 | 10 |

| (REPUBLICAN) | | VOTES | PERCENT | WITH 29 OF 29 REPORTING | VOTES | PERCENT |
|------------------------|--|-------|---------|-------------------------|-------|---------|
| GOVERNOR | | | | | | |
| (Vote for) 1 | | | | | | |
| 01 = CATHERINE HANAWAY | | 1,004 | 26.82 | 03 = JOHN BRUNNER | 867 | 23.16 |
| 02 = ERIC GREITENS | | 1,188 | 31.74 | 04 = PETER D. KINDER | 684 | 18.27 |

| | 01 | 02 | 03 | 04 |
|-------------------------------|----|-----|----|----|
| 1601 MHT1 | 14 | 17 | 9 | 6 |
| 1602 MHT2 | 63 | 29 | 28 | 37 |
| 1603 MHT3,16 | 28 | 38 | 34 | 11 |
| 1604 MHT4 | 27 | 34 | 49 | 21 |
| 1605 MHT5 | 37 | 55 | 27 | 31 |
| 1606 MHT6,49 | 10 | 17 | 16 | 12 |
| 1607 MHT7 | 8 | 6 | 7 | 3 |
| 1608 MHT8,28 | 31 | 31 | 20 | 19 |
| 1609 MHT9 | 43 | 72 | 57 | 33 |
| 1610 MHT10,21,25,31,33,40 | 72 | 94 | 53 | 63 |
| 1611 MHT11,23,44,58 | 65 | 131 | 60 | 58 |
| 1612 MHT12,20,48 | 36 | 55 | 43 | 31 |
| 1613 MHT13,43 | 17 | 19 | 11 | 12 |
| 1614 MHT14 | 46 | 47 | 26 | 20 |
| 1615 MHT15,22 | 79 | 84 | 56 | 65 |
| 1617 MHT17 | 1 | 0 | 0 | 0 |
| 1618 MHT18,32,57 | 6 | 7 | 6 | 3 |
| 1619 MHT19 | 47 | 38 | 53 | 27 |
| 1624 MHT24 | 15 | 16 | 14 | 9 |
| 1626 MHT26 | 20 | 27 | 12 | 17 |
| 1627 MHT27 | 29 | 23 | 29 | 17 |
| 1629 MHT29,41,59 | 4 | 11 | 3 | 5 |
| 1630 MHT30,36,37,38,42,45,47+ | 73 | 65 | 44 | 39 |
| 1634 MHT34 | 81 | 92 | 61 | 55 |
| 1635 MHT35,51,55 | 59 | 66 | 73 | 35 |
| 1639 MHT39 | 6 | 7 | 0 | 7 |
| 1646 MHT46 | 0 | 2 | 1 | 0 |
| 1650 MHT50,53 | 57 | 74 | 48 | 33 |
| 1654 MHT54,56 | 30 | 31 | 27 | 15 |

| (REPUBLICAN) | | VOTES | PERCENT | WITH 29 OF 29 REPORTING | VOTES | PERCENT |
|--------------------------|--|-------|---------|-------------------------|-------|---------|
| LIEUTENANT GOVERNOR | | | | | | |
| (Vote for) 1 | | | | | | |
| 01 = ARNIE C. AC DIENOFF | | 197 | 5.68 | 03 = MIKE PARSON | 1,537 | 44.33 |
| 02 = BEV RANLDES | | 1,733 | 49.99 | | | |

| | 01 | 02 | 03 |
|-------------------------------|----|-----|-----|
| 1601 MHT1 | 4 | 21 | 20 |
| 1602 MHT2 | 10 | 82 | 58 |
| 1603 MHT3,16 | 6 | 50 | 48 |
| 1604 MHT4 | 6 | 52 | 60 |
| 1605 MHT5 | 9 | 67 | 64 |
| 1606 MHT6,49 | 5 | 24 | 21 |
| 1607 MHT7 | 3 | 3 | 15 |
| 1608 MHT8,28 | 11 | 41 | 38 |
| 1609 MHT9 | 9 | 83 | 96 |
| 1610 MHT10,21,25,31,33,40 | 13 | 139 | 118 |
| 1611 MHT11,23,44,58 | 15 | 141 | 133 |
| 1612 MHT12,20,48 | 17 | 71 | 65 |
| 1613 MHT13,43 | 4 | 32 | 22 |
| 1614 MHT14 | 8 | 75 | 46 |
| 1615 MHT15,22 | 16 | 123 | 123 |
| 1617 MHT17 | 0 | 1 | 0 |
| 1618 MHT18,32,57 | 2 | 9 | 9 |
| 1619 MHT19 | 4 | 74 | 76 |
| 1624 MHT24 | 3 | 23 | 26 |
| 1626 MHT26 | 1 | 40 | 31 |
| 1627 MHT27 | 9 | 58 | 23 |
| 1629 MHT29,41,59 | 2 | 9 | 8 |
| 1630 MHT30,36,37,38,42,45,47+ | 8 | 107 | 82 |
| 1634 MHT34 | 10 | 138 | 126 |
| 1635 MHT35,51,55 | 7 | 101 | 100 |
| 1639 MHT39 | 1 | 8 | 9 |
| 1646 MHT46 | 0 | 1 | 1 |
| 1650 MHT50,53 | 11 | 105 | 78 |
| 1654 MHT54,56 | 3 | 55 | 41 |

| (REPUBLICAN) | | VOTES | PERCENT | WITH 29 OF 29 REPORTING | VOTES | PERCENT |
|--------------------------|--|-------|---------|-------------------------|-------|---------|
| SECRETARY OF STATE | | | | | | |
| (Vote for) 1 | | | | | | |
| 01 = WILL KRAUS | | 1,008 | 27.95 | 03 = ROI CHINN | 171 | 4.74 |
| 02 = JOHN (JAY) ASHCROFT | | 2,428 | 67.31 | | | |

| | 01 | 02 | 03 |
|--|----|----|----|
|--|----|----|----|

| | | | |
|-------------------------------|----|-----|----|
| 1601 MHT1 | 11 | 32 | 3 |
| 1602 MHT2 | 41 | 104 | 7 |
| 1603 MHT3,16 | 30 | 67 | 7 |
| 1604 MHT4 | 36 | 85 | 5 |
| 1605 MHT5 | 43 | 96 | 9 |
| 1606 MHT6,49 | 12 | 40 | 1 |
| 1607 MHT7 | 6 | 15 | 2 |
| 1608 MHT8,28 | 23 | 69 | 3 |
| 1609 MHT9 | 50 | 140 | 6 |
| 1610 MHT10,21,25,31,33,40 | 93 | 170 | 13 |
| 1611 MHT11,23,44,58 | 75 | 200 | 23 |
| 1612 MHT12,20,48 | 53 | 97 | 10 |
| 1613 MHT13,43 | 21 | 37 | 1 |
| 1614 MHT14 | 42 | 82 | 12 |
| 1615 MHT15,22 | 84 | 172 | 14 |
| 1617 MHT17 | 0 | 1 | 0 |
| 1618 MHT18,32,57 | 8 | 11 | 1 |
| 1619 MHT19 | 39 | 111 | 7 |
| 1624 MHT24 | 11 | 36 | 6 |
| 1626 MHT26 | 20 | 54 | 1 |
| 1627 MHT27 | 16 | 71 | 6 |
| 1629 MHT29,41,59 | 9 | 13 | 0 |
| 1630 MHT30,36,37,38,42,45,47+ | 59 | 139 | 9 |
| 1634 MHT34 | 81 | 189 | 16 |
| 1635 MHT35,51,55 | 54 | 167 | 2 |
| 1639 MHT39 | 8 | 9 | 2 |
| 1646 MHT46 | 0 | 2 | 1 |
| 1650 MHT50,53 | 52 | 149 | 3 |
| 1654 MHT54,56 | 31 | 70 | 1 |

(REPUBLICAN)

WITH 29 OF 29 REPORTING

STATE TREASURER
(Vote for) 1
01 = ERIC SCHMITT

VOTES PERCENT
3,220 100.00

| | | | |
|-------------------------------|-------|-----|-------|
| | ----- | 01 | ----- |
| 1601 MHT1 | | 41 | |
| 1602 MHT2 | | 138 | |
| 1603 MHT3,16 | | 94 | |
| 1604 MHT4 | | 113 | |
| 1605 MHT5 | | 128 | |
| 1606 MHT6,49 | | 46 | |
| 1607 MHT7 | | 17 | |
| 1608 MHT8,28 | | 78 | |
| 1609 MHT9 | | 173 | |
| 1610 MHT10,21,25,31,33,40 | | 259 | |
| 1611 MHT11,23,44,58 | | 268 | |
| 1612 MHT12,20,48 | | 139 | |
| 1613 MHT13,43 | | 53 | |
| 1614 MHT14 | | 115 | |
| 1615 MHT15,22 | | 244 | |
| 1617 MHT17 | | 1 | |
| 1618 MHT18,32,57 | | 19 | |
| 1619 MHT19 | | 136 | |
| 1624 MHT24 | | 47 | |
| 1626 MHT26 | | 67 | |
| 1627 MHT27 | | 85 | |
| 1629 MHT29,41,59 | | 20 | |
| 1630 MHT30,36,37,38,42,45,47+ | | 182 | |
| 1634 MHT34 | | 261 | |
| 1635 MHT35,51,55 | | 199 | |
| 1639 MHT39 | | 19 | |
| 1646 MHT46 | | 2 | |
| 1650 MHT50,53 | | 181 | |
| 1654 MHT54,56 | | 95 | |

(REPUBLICAN)

WITH 29 OF 29 REPORTING

ATTORNEY GENERAL
(Vote for) 1
01 = JOSH HAWLEY
02 = KURT SCHAEFER

VOTES PERCENT
2,663 73.89
941 26.11

| | | | | |
|-------------------------------|-------|-----|----|-------|
| | ----- | 01 | 02 | ----- |
| 1601 MHT1 | | 30 | 16 | |
| 1602 MHT2 | | 109 | 42 | |
| 1603 MHT3,16 | | 83 | 26 | |
| 1604 MHT4 | | 96 | 28 | |
| 1605 MHT5 | | 102 | 45 | |
| 1606 MHT6,49 | | 39 | 11 | |
| 1607 MHT7 | | 16 | 7 | |
| 1608 MHT8,28 | | 71 | 24 | |
| 1609 MHT9 | | 132 | 60 | |
| 1610 MHT10,21,25,31,33,40 | | 209 | 70 | |
| 1611 MHT11,23,44,58 | | 214 | 87 | |
| 1612 MHT12,20,48 | | 122 | 39 | |
| 1613 MHT13,43 | | 39 | 19 | |
| 1614 MHT14 | | 92 | 42 | |
| 1615 MHT15,22 | | 200 | 76 | |
| 1617 MHT17 | | 1 | 0 | |
| 1618 MHT18,32,57 | | 16 | 6 | |
| 1619 MHT19 | | 113 | 48 | |
| 1624 MHT24 | | 43 | 9 | |
| 1626 MHT26 | | 58 | 17 | |
| 1627 MHT27 | | 70 | 23 | |
| 1629 MHT29,41,59 | | 12 | 7 | |
| 1630 MHT30,36,37,38,42,45,47+ | | 146 | 59 | |
| 1634 MHT34 | | 223 | 59 | |
| 1635 MHT35,51,55 | | 164 | 60 | |
| 1639 MHT39 | | 18 | 1 | |
| 1646 MHT46 | | 1 | 2 | |
| 1650 MHT50,53 | | 160 | 43 | |
| 1654 MHT54,56 | | 84 | 15 | |

(REPUBLICAN)

WITH 8 OF 8 REPORTING

STATE REPRESENTATIVE DISTRICT 70
(Vote for) 1
01 = ANDREW D. PURCELL
02 = MARK MATTHIESEN

VOTES PERCENT
278 30.92
621 69.08

| | 01 | 02 |
|-------------------------------|----|-----|
| 1603 MHT3,16 | 34 | 60 |
| 1606 MHT6,49 | 13 | 36 |
| 1612 MHT12,20,48 | 52 | 97 |
| 1615 MHT15,22 | 44 | 220 |
| 1626 MHT26 | 30 | 31 |
| 1627 MHT27 | 27 | 51 |
| 1629 MHT29,41,59 | 8 | 10 |
| 1630 MHT30,36,37,38,42,45,47+ | 70 | 116 |

=====
 (REPUBLICAN) VOTES PERCENT WITH 10 OF 10 REPORTING
 STATE REPRESENTATIVE DISTRICT 71
 (Vote for) 1
 01 = JIM CAIN 1,202 100.00

| | 01 |
|---------------------------|-----|
| 1607 MHT7 | 17 |
| 1608 MHT8,28 | 81 |
| 1610 MHT10,21,25,31,33,40 | 245 |
| 1611 MHT11,23,44,58 | 269 |
| 1613 MHT13,43 | 48 |
| 1614 MHT14 | 115 |
| 1617 MHT17 | 1 |
| 1618 MHT18,32,57 | 17 |
| 1619 MHT19 | 146 |
| 1634 MHT34 | 263 |

=====
 (REPUBLICAN) VOTES PERCENT WITH 1 OF 1 REPORTING
 STATE REPRESENTATIVE DISTRICT 72
 (Vote for) 1
 01 = DAN HYATT 2 100.00

| | 01 |
|------------|----|
| 1646 MHT46 | 2 |

=====
 (REPUBLICAN) VOTES PERCENT WITH 5 OF 5 REPORTING
 STATE REPRESENTATIVE DISTRICT 88
 (Vote for) 1
 01 = NO CANDIDATE FILED 0

| | 01 |
|------------------|----|
| 1601 MHT1 | 0 |
| 1605 MHT5 | 0 |
| 1609 MHT9 | 0 |
| 1635 MHT35,51,55 | 0 |
| 1650 MHT50,53 | 0 |

=====
 (REPUBLICAN) VOTES PERCENT WITH 5 OF 5 REPORTING
 STATE REPRESENTATIVE DISTRICT 89
 (Vote for) 1
 01 = DEAN PLOCHER 411 100.00

| | 01 |
|---------------|-----|
| 1602 MHT2 | 137 |
| 1604 MHT4 | 111 |
| 1624 MHT24 | 47 |
| 1639 MHT39 | 19 |
| 1654 MHT54,56 | 97 |

=====
 (REPUBLICAN) VOTES PERCENT WITH 16 OF 16 REPORTING
 COUNTY COUNCIL DISTRICT 2
 (Vote for) 1
 01 = AMY POELKER 1,877 100.00

| | 01 |
|-------------------------------|-----|
| 1606 MHT6,49 | 42 |
| 1608 MHT8,28 | 83 |
| 1610 MHT10,21,25,31,33,40 | 249 |
| 1611 MHT11,23,44,58 | 266 |
| 1612 MHT12,20,48 | 140 |
| 1613 MHT13,43 | 52 |
| 1614 MHT14 | 120 |
| 1615 MHT15,22 | 230 |
| 1617 MHT17 | 1 |
| 1618 MHT18,32,57 | 17 |
| 1619 MHT19 | 141 |
| 1627 MHT27 | 82 |
| 1629 MHT29,41,59 | 18 |
| 1630 MHT30,36,37,38,42,45,47+ | 177 |
| 1634 MHT34 | 257 |
| 1646 MHT46 | 2 |

=====
 (REPUBLICAN) VOTES PERCENT WITH 29 OF 29 REPORTING
 COMMITTEEMAN MARYLAND HEIGHTS TOWNSHIP
 (Vote for) 1
 01 = THOMAS WILSDON 2,808 98.04
 02 = INVALID WRITE-IN 56 1.96

| | 01 | 02 |
|--------------|-----|----|
| 1601 MHT1 | 36 | 1 |
| 1602 MHT2 | 107 | 2 |
| 1603 MHT3,16 | 71 | 5 |
| 1604 MHT4 | 97 | 0 |
| 1605 MHT5 | 108 | 4 |
| 1606 MHT6,49 | 40 | 0 |
| 1607 MHT7 | 14 | 0 |
| 1608 MHT8,28 | 79 | 0 |
| 1609 MHT9 | 139 | 1 |

| | | | |
|------|--------------------------|-----|---|
| 1610 | MHT10,21,25,31,33,40 | 233 | 3 |
| 1611 | MHT11,23,44,58 | 246 | 6 |
| 1612 | MHT12,20,48 | 129 | 2 |
| 1613 | MHT13,43 | 49 | 2 |
| 1614 | MHT14 | 111 | 3 |
| 1615 | MHT15,22 | 217 | 7 |
| 1617 | MHT17 | 1 | 0 |
| 1618 | MHT18,32,57 | 17 | 0 |
| 1619 | MHT19 | 130 | 2 |
| 1624 | MHT24 | 39 | 1 |
| 1626 | MHT26 | 57 | 2 |
| 1627 | MHT27 | 67 | 2 |
| 1629 | MHT29,41,59 | 18 | 1 |
| 1630 | MHT30,36,37,38,42,45,47+ | 168 | 1 |
| 1634 | MHT34 | 236 | 4 |
| 1635 | MHT35,51,55 | 158 | 3 |
| 1639 | MHT39 | 15 | 1 |
| 1646 | MHT46 | 2 | 0 |
| 1650 | MHT50,53 | 142 | 3 |
| 1654 | MHT54,56 | 82 | 0 |

(REPUBLICAN)

VOTES PERCENT WITH 29 OF 29 REPORTING

COMMITTEEWOMAN MARYLAND HEIGHTS TOWNSHIP

(Vote for) 1

01 = NO CANDIDATE FILED

02 = *SEE OFFICIAL WRITE-IN REPORT

0
313 100.00

01 02

| | | | |
|------|--------------------------|---|----|
| 1601 | MHT1 | 0 | 1 |
| 1602 | MHT2 | 0 | 7 |
| 1603 | MHT3,16 | 0 | 12 |
| 1604 | MHT4 | 0 | 12 |
| 1605 | MHT5 | 0 | 8 |
| 1606 | MHT6,49 | 0 | 4 |
| 1607 | MHT7 | 0 | 1 |
| 1608 | MHT8,28 | 0 | 3 |
| 1609 | MHT9 | 0 | 7 |
| 1610 | MHT10,21,25,31,33,40 | 0 | 23 |
| 1611 | MHT11,23,44,58 | 0 | 37 |
| 1612 | MHT12,20,48 | 0 | 24 |
| 1613 | MHT13,43 | 0 | 12 |
| 1614 | MHT14 | 0 | 19 |
| 1615 | MHT15,22 | 0 | 31 |
| 1617 | MHT17 | 0 | 0 |
| 1618 | MHT18,32,57 | 0 | 1 |
| 1619 | MHT19 | 0 | 20 |
| 1624 | MHT24 | 0 | 5 |
| 1626 | MHT26 | 0 | 5 |
| 1627 | MHT27 | 0 | 9 |
| 1629 | MHT29,41,59 | 0 | 6 |
| 1630 | MHT30,36,37,38,42,45,47+ | 0 | 16 |
| 1634 | MHT34 | 0 | 21 |
| 1635 | MHT35,51,55 | 0 | 11 |
| 1639 | MHT39 | 0 | 1 |
| 1646 | MHT46 | 0 | 0 |
| 1650 | MHT50,53 | 0 | 11 |
| 1654 | MHT54,56 | 0 | 6 |

(LIBERTARIAN)

VOTES PERCENT WITH 29 OF 29 REPORTING

U.S. SENATE

(Vote for) 1

01 = JONATHAN DINE

02 = HERSCHEL L. YOUNG

18 64.29
10 35.71

01 02

| | | | |
|------|--------------------------|---|---|
| 1601 | MHT1 | 1 | 0 |
| 1602 | MHT2 | 0 | 0 |
| 1603 | MHT3,16 | 2 | 1 |
| 1604 | MHT4 | 1 | 0 |
| 1605 | MHT5 | 1 | 0 |
| 1606 | MHT6,49 | 0 | 0 |
| 1607 | MHT7 | 0 | 0 |
| 1608 | MHT8,28 | 1 | 2 |
| 1609 | MHT9 | 0 | 0 |
| 1610 | MHT10,21,25,31,33,40 | 1 | 2 |
| 1611 | MHT11,23,44,58 | 3 | 1 |
| 1612 | MHT12,20,48 | 2 | 1 |
| 1613 | MHT13,43 | 0 | 0 |
| 1614 | MHT14 | 1 | 0 |
| 1615 | MHT15,22 | 0 | 0 |
| 1617 | MHT17 | 0 | 1 |
| 1618 | MHT18,32,57 | 0 | 0 |
| 1619 | MHT19 | 1 | 0 |
| 1624 | MHT24 | 0 | 0 |
| 1626 | MHT26 | 0 | 0 |
| 1627 | MHT27 | 0 | 0 |
| 1629 | MHT29,41,59 | 1 | 1 |
| 1630 | MHT30,36,37,38,42,45,47+ | 1 | 0 |
| 1634 | MHT34 | 1 | 1 |
| 1635 | MHT35,51,55 | 1 | 0 |
| 1639 | MHT39 | 0 | 0 |
| 1646 | MHT46 | 0 | 0 |
| 1650 | MHT50,53 | 0 | 0 |
| 1654 | MHT54,56 | 0 | 0 |

(LIBERTARIAN)

VOTES PERCENT WITH 5 OF 5 REPORTING

U.S. REPRESENTATIVE DISTRICT 1

(Vote for) 1

01 = ROBB E. CUNNINGHAM

4 100.00

01

| | | | |
|------|-------------|---|--|
| 1614 | MHT14 | 1 | |
| 1617 | MHT17 | 1 | |
| 1618 | MHT18,32,57 | 0 | |
| 1629 | MHT29,41,59 | 2 | |
| 1646 | MHT46 | 0 | |

(LIBERTARIAN)

WITH 24 OF 24 REPORTING
VOTES PERCENT

U.S. REPRESENTATIVE DISTRICT 2
(Vote for) 1
01 = JIM HIGGINS

25 100.00

01

1601 MHT1 1
1602 MHT2 0
1603 MHT3,16 3
1604 MHT4 1
1605 MHT5 1
1606 MHT6,49 0
1607 MHT7 0
1608 MHT8,28 2
1609 MHT9 0
1610 MHT10,21,25,31,33,40 3
1611 MHT11,23,44,58 4
1612 MHT12,20,48 3
1613 MHT13,43 0
1615 MHT15,22 1
1619 MHT19 1
1624 MHT24 0
1626 MHT26 0
1627 MHT27 0
1630 MHT30,36,37,38,42,45,47+ 1
1634 MHT34 2
1635 MHT35,51,55 1
1639 MHT39 0
1650 MHT50,53 0
1654 MHT54,56 1

(LIBERTARIAN)

WITH 29 OF 29 REPORTING
VOTES PERCENT

GOVERNOR
(Vote for) 1
01 = CISSE W. SPRAGINS

29 100.00

01

1601 MHT1 1
1602 MHT2 0
1603 MHT3,16 3
1604 MHT4 1
1605 MHT5 1
1606 MHT6,49 0
1607 MHT7 0
1608 MHT8,28 3
1609 MHT9 0
1610 MHT10,21,25,31,33,40 3
1611 MHT11,23,44,58 4
1612 MHT12,20,48 3
1613 MHT13,43 0
1614 MHT14 1
1615 MHT15,22 1
1617 MHT17 1
1618 MHT18,32,57 0
1619 MHT19 0
1624 MHT24 0
1626 MHT26 0
1627 MHT27 0
1629 MHT29,41,59 2
1630 MHT30,36,37,38,42,45,47+ 1
1634 MHT34 2
1635 MHT35,51,55 1
1639 MHT39 0
1646 MHT46 0
1650 MHT50,53 0
1654 MHT54,56 1

(LIBERTARIAN)

WITH 29 OF 29 REPORTING
VOTES PERCENT

LIEUTENANT GOVERNOR
(Vote for) 1
01 = STEVEN R. HEDRICK

29 100.00

01

1601 MHT1 1
1602 MHT2 0
1603 MHT3,16 3
1604 MHT4 1
1605 MHT5 1
1606 MHT6,49 0
1607 MHT7 0
1608 MHT8,28 3
1609 MHT9 0
1610 MHT10,21,25,31,33,40 3
1611 MHT11,23,44,58 4
1612 MHT12,20,48 3
1613 MHT13,43 0
1614 MHT14 1
1615 MHT15,22 1
1617 MHT17 1
1618 MHT18,32,57 0
1619 MHT19 1
1624 MHT24 0
1626 MHT26 0
1627 MHT27 0
1629 MHT29,41,59 2
1630 MHT30,36,37,38,42,45,47+ 1
1634 MHT34 2
1635 MHT35,51,55 0
1639 MHT39 0
1646 MHT46 0
1650 MHT50,53 0
1654 MHT54,56 1

(LIBERTARIAN)

WITH 29 OF 29 REPORTING
VOTES PERCENT

SECRETARY OF STATE
(Vote for) 1
01 = CHRIS MORRILL

29 100.00

01

1601 MHT1
1602 MHT2
1603 MHT3,16
1604 MHT4
1605 MHT5
1606 MHT6,49
1607 MHT7
1608 MHT8,28
1609 MHT9
1610 MHT10,21,25,31,33,40
1611 MHT11,23,44,58
1612 MHT12,20,48
1613 MHT13,43
1614 MHT14
1615 MHT15,22
1617 MHT17
1618 MHT18,32,57
1619 MHT19
1624 MHT24
1626 MHT26
1627 MHT27
1629 MHT29,41,59
1630 MHT30,36,37,38,42,45,47+
1634 MHT34
1635 MHT35,51,55
1639 MHT39
1646 MHT46
1650 MHT50,53
1654 MHT54,56

1
0
3
1
1
0
0
3
0
3
4
3
0
1
1
0
1
0
0
0
2
1
2
0
0
0
0
0
1

(LIBERTARIAN)

WITH 29 OF 29 REPORTING
VOTES PERCENT

STATE TREASURER
(Vote for) 1
01 = SEAN O'TOOLE

28 100.00

01

1601 MHT1
1602 MHT2
1603 MHT3,16
1604 MHT4
1605 MHT5
1606 MHT6,49
1607 MHT7
1608 MHT8,28
1609 MHT9
1610 MHT10,21,25,31,33,40
1611 MHT11,23,44,58
1612 MHT12,20,48
1613 MHT13,43
1614 MHT14
1615 MHT15,22
1617 MHT17
1618 MHT18,32,57
1619 MHT19
1624 MHT24
1626 MHT26
1627 MHT27
1629 MHT29,41,59
1630 MHT30,36,37,38,42,45,47+
1634 MHT34
1635 MHT35,51,55
1639 MHT39
1646 MHT46
1650 MHT50,53
1654 MHT54,56

1
0
3
1
1
0
0
3
0
3
3
3
0
1
1
0
1
0
0
2
1
2
0
0
0
0
1

(LIBERTARIAN)

WITH 29 OF 29 REPORTING
VOTES PERCENT

ATTORNEY GENERAL
(Vote for) 1
01 = NO CANDIDATE FILED

0

01

1601 MHT1
1602 MHT2
1603 MHT3,16
1604 MHT4
1605 MHT5
1606 MHT6,49
1607 MHT7
1608 MHT8,28
1609 MHT9
1610 MHT10,21,25,31,33,40
1611 MHT11,23,44,58
1612 MHT12,20,48
1613 MHT13,43
1614 MHT14
1615 MHT15,22
1617 MHT17
1618 MHT18,32,57
1619 MHT19
1624 MHT24
1626 MHT26
1627 MHT27
1629 MHT29,41,59
1630 MHT30,36,37,38,42,45,47+
1634 MHT34
1635 MHT35,51,55
1639 MHT39
1646 MHT46
1650 MHT50,53
1654 MHT54,56

0
0
0
0
0
0
0
0
0
0
0
0
0
0
0
0
0
0
0
0
0
0
0
0
0
0

(LIBERTARIAN)

WITH 8 OF 8 REPORTING
VOTES PERCENT

STATE REPRESENTATIVE DISTRICT 70
(Vote for) 1
01 = NO CANDIDATE FILED

0

```

-----
01
-----
1603 MHT3,16 0
1606 MHT6,49 0
1612 MHT12,20,48 0
1615 MHT15,22 0
1626 MHT26 0
1627 MHT27 0
1629 MHT29,41,59 0
1630 MHT30,36,37,38,42,45,47+ 0
=====

```

```

(LIBERTARIAN)
STATE REPRESENTATIVE DISTRICT 71
(Vote for ) 1
01 = NO CANDIDATE FILED
VOTES PERCENT WITH 10 OF 10 REPORTING
0
-----
01
-----

```

```

1607 MHT7 0
1608 MHT8,28 0
1610 MHT10,21,25,31,33,40 0
1611 MHT11,23,44,58 0
1613 MHT13,43 0
1614 MHT14 0
1617 MHT17 0
1618 MHT18,32,57 0
1619 MHT19 0
1634 MHT34 0
=====

```

```

(LIBERTARIAN)
STATE REPRESENTATIVE DISTRICT 72
(Vote for ) 1
01 = NO CANDIDATE FILED
VOTES PERCENT WITH 1 OF 1 REPORTING
0
-----
01
-----

```

```

1646 MHT46 0
=====

```

```

(LIBERTARIAN)
STATE REPRESENTATIVE DISTRICT 88
(Vote for ) 1
01 = STEVEN E. ROBNAK
VOTES PERCENT WITH 5 OF 5 REPORTING
2 100.00
-----
01
-----

```

```

1601 MHT1 1
1605 MHT5 1
1609 MHT9 0
1635 MHT35,51,55 0
1650 MHT50,53 0
=====

```

```

(LIBERTARIAN)
STATE REPRESENTATIVE DISTRICT 89
(Vote for ) 1
01 = NO CANDIDATE FILED
VOTES PERCENT WITH 5 OF 5 REPORTING
0
-----
01
-----

```

```

1602 MHT2 0
1604 MHT4 0
1624 MHT24 0
1639 MHT39 0
1654 MHT54,56 0
=====

```

```

(LIBERTARIAN)
COUNTY COUNCIL DISTRICT 2
(Vote for ) 1
01 = LADONNA HIGGINS
VOTES PERCENT WITH 16 OF 16 REPORTING
19 100.00
-----
01
-----

```

```

1606 MHT6,49 0
1608 MHT8,28 3
1610 MHT10,21,25,31,33,40 1
1611 MHT11,23,44,58 3
1612 MHT12,20,48 3
1613 MHT13,43 0
1614 MHT14 1
1615 MHT15,22 1
1617 MHT17 1
1618 MHT18,32,57 0
1619 MHT19 1
1627 MHT27 0
1629 MHT29,41,59 2
1630 MHT30,36,37,38,42,45,47+ 1
1634 MHT34 2
1646 MHT46 0
=====

```

```

(LIBERTARIAN)
COMMITTEEMAN MARYLAND HEIGHTS TOWNSHIP
(Vote for ) 1
01 = NO CANDIDATE FILED
02 = *SEE OFFICIAL WRITE-IN REPORT
VOTES PERCENT WITH 29 OF 29 REPORTING
7 100.00
-----
01 02
-----

```

```

1601 MHT1 0 0
1602 MHT2 0 0
1603 MHT3,16 0 0
1604 MHT4 0 0
1605 MHT5 0 0
1606 MHT6,49 0 0
1607 MHT7 0 0
1608 MHT8,28 0 2

```

| | | |
|-------------------------------|---|---|
| 1609 MHT9 | 0 | 0 |
| 1610 MHT10,21,25,31,33,40 | 0 | 2 |
| 1611 MHT11,23,44,58 | 0 | 1 |
| 1612 MHT12,20,48 | 0 | 0 |
| 1613 MHT13,43 | 0 | 0 |
| 1614 MHT14 | 0 | 0 |
| 1615 MHT15,22 | 0 | 0 |
| 1617 MHT17 | 0 | 0 |
| 1618 MHT18,32,57 | 0 | 0 |
| 1619 MHT19 | 0 | 0 |
| 1624 MHT24 | 0 | 0 |
| 1626 MHT26 | 0 | 0 |
| 1627 MHT27 | 0 | 0 |
| 1629 MHT29,41,59 | 0 | 1 |
| 1630 MHT30,36,37,38,42,45,47+ | 0 | 0 |
| 1634 MHT34 | 0 | 1 |
| 1635 MHT35,51,55 | 0 | 0 |
| 1639 MHT39 | 0 | 0 |
| 1646 MHT46 | 0 | 0 |
| 1650 MHT50,53 | 0 | 0 |
| 1654 MHT54,56 | 0 | 0 |

(LIBERTARIAN)

VOTES PERCENT WITH 29 OF 29 REPORTING

COMMITTEEWOMAN MARYLAND HEIGHTS TOWNSHIP

| | | |
|------------------------------------|---|--------|
| (Vote for) 1 | | |
| 01 = NO CANDIDATE FILED | 0 | |
| 02 = *SEE OFFICIAL WRITE-IN REPORT | 4 | 100.00 |

01 02

| | | |
|-------------------------------|---|---|
| 1601 MHT1 | 0 | 0 |
| 1602 MHT2 | 0 | 0 |
| 1603 MHT3,16 | 0 | 0 |
| 1604 MHT4 | 0 | 0 |
| 1605 MHT5 | 0 | 0 |
| 1606 MHT6,49 | 0 | 0 |
| 1607 MHT7 | 0 | 0 |
| 1608 MHT8,28 | 0 | 0 |
| 1609 MHT9 | 0 | 0 |
| 1610 MHT10,21,25,31,33,40 | 0 | 1 |
| 1611 MHT11,23,44,58 | 0 | 2 |
| 1612 MHT12,20,48 | 0 | 0 |
| 1613 MHT13,43 | 0 | 0 |
| 1614 MHT14 | 0 | 0 |
| 1615 MHT15,22 | 0 | 0 |
| 1617 MHT17 | 0 | 0 |
| 1618 MHT18,32,57 | 0 | 0 |
| 1619 MHT19 | 0 | 0 |
| 1624 MHT24 | 0 | 0 |
| 1626 MHT26 | 0 | 0 |
| 1627 MHT27 | 0 | 0 |
| 1629 MHT29,41,59 | 0 | 0 |
| 1630 MHT30,36,37,38,42,45,47+ | 0 | 0 |
| 1634 MHT34 | 0 | 1 |
| 1635 MHT35,51,55 | 0 | 0 |
| 1639 MHT39 | 0 | 0 |
| 1646 MHT46 | 0 | 0 |
| 1650 MHT50,53 | 0 | 0 |
| 1654 MHT54,56 | 0 | 0 |

(CONSTITUTION)

VOTES PERCENT WITH 29 OF 29 REPORTING

U.S. SENATE
(Vote for) 1
01 = FRED RYMAN

| | |
|---|--------|
| 1 | 100.00 |
|---|--------|

01

| | | |
|-------------------------------|---|--|
| 1601 MHT1 | 0 | |
| 1602 MHT2 | 0 | |
| 1603 MHT3,16 | 0 | |
| 1604 MHT4 | 0 | |
| 1605 MHT5 | 0 | |
| 1606 MHT6,49 | 0 | |
| 1607 MHT7 | 0 | |
| 1608 MHT8,28 | 0 | |
| 1609 MHT9 | 0 | |
| 1610 MHT10,21,25,31,33,40 | 0 | |
| 1611 MHT11,23,44,58 | 0 | |
| 1612 MHT12,20,48 | 0 | |
| 1613 MHT13,43 | 0 | |
| 1614 MHT14 | 0 | |
| 1615 MHT15,22 | 1 | |
| 1617 MHT17 | 0 | |
| 1618 MHT18,32,57 | 0 | |
| 1619 MHT19 | 0 | |
| 1624 MHT24 | 0 | |
| 1626 MHT26 | 0 | |
| 1627 MHT27 | 0 | |
| 1629 MHT29,41,59 | 0 | |
| 1630 MHT30,36,37,38,42,45,47+ | 0 | |
| 1634 MHT34 | 0 | |
| 1635 MHT35,51,55 | 0 | |
| 1639 MHT39 | 0 | |
| 1646 MHT46 | 0 | |
| 1650 MHT50,53 | 0 | |
| 1654 MHT54,56 | 0 | |

(CONSTITUTION)

VOTES PERCENT WITH 5 OF 5 REPORTING

U.S. REPRESENTATIVE DISTRICT 1
(Vote for) 1
01 = NO CANDIDATE FILED

| | |
|---|--|
| 0 | |
|---|--|

01

| | | |
|------------------|---|--|
| 1614 MHT14 | 0 | |
| 1617 MHT17 | 0 | |
| 1618 MHT18,32,57 | 0 | |
| 1629 MHT29,41,59 | 0 | |
| 1646 MHT46 | 0 | |

(CONSTITUTION)

VOTES PERCENT WITH 24 OF 24 REPORTING

U.S. REPRESENTATIVE DISTRICT 2
(Vote for) 1
01 = NO CANDIDATE FILED

| | VOTES | PERCENT |
|-------------------------------|-------|---------|
| 01 | 0 | |
| 1601 MHT1 | 0 | |
| 1602 MHT2 | 0 | |
| 1603 MHT3,16 | 0 | |
| 1604 MHT4 | 0 | |
| 1605 MHT5 | 0 | |
| 1606 MHT6,49 | 0 | |
| 1607 MHT7 | 0 | |
| 1608 MHT8,28 | 0 | |
| 1609 MHT9 | 0 | |
| 1610 MHT10,21,25,31,33,40 | 0 | |
| 1611 MHT11,23,44,58 | 0 | |
| 1612 MHT12,20,48 | 0 | |
| 1613 MHT13,43 | 0 | |
| 1615 MHT15,22 | 0 | |
| 1619 MHT19 | 0 | |
| 1624 MHT24 | 0 | |
| 1626 MHT26 | 0 | |
| 1627 MHT27 | 0 | |
| 1630 MHT30,36,37,38,42,45,47+ | 0 | |
| 1634 MHT34 | 0 | |
| 1635 MHT35,51,55 | 0 | |
| 1639 MHT39 | 0 | |
| 1650 MHT50,53 | 0 | |
| 1654 MHT54,56 | 0 | |

(CONSTITUTION)

VOTES PERCENT WITH 29 OF 29 REPORTING

GOVERNOR
(Vote for) 1
01 = NO CANDIDATE FILED

| | VOTES | PERCENT |
|-------------------------------|-------|---------|
| 01 | 0 | |
| 1601 MHT1 | 0 | |
| 1602 MHT2 | 0 | |
| 1603 MHT3,16 | 0 | |
| 1604 MHT4 | 0 | |
| 1605 MHT5 | 0 | |
| 1606 MHT6,49 | 0 | |
| 1607 MHT7 | 0 | |
| 1608 MHT8,28 | 0 | |
| 1609 MHT9 | 0 | |
| 1610 MHT10,21,25,31,33,40 | 0 | |
| 1611 MHT11,23,44,58 | 0 | |
| 1612 MHT12,20,48 | 0 | |
| 1613 MHT13,43 | 0 | |
| 1614 MHT14 | 0 | |
| 1615 MHT15,22 | 0 | |
| 1617 MHT17 | 0 | |
| 1618 MHT18,32,57 | 0 | |
| 1619 MHT19 | 0 | |
| 1624 MHT24 | 0 | |
| 1626 MHT26 | 0 | |
| 1627 MHT27 | 0 | |
| 1629 MHT29,41,59 | 0 | |
| 1630 MHT30,36,37,38,42,45,47+ | 0 | |
| 1634 MHT34 | 0 | |
| 1635 MHT35,51,55 | 0 | |
| 1639 MHT39 | 0 | |
| 1646 MHT46 | 0 | |
| 1650 MHT50,53 | 0 | |
| 1654 MHT54,56 | 0 | |

(CONSTITUTION)

VOTES PERCENT WITH 29 OF 29 REPORTING

LIEUTENANT GOVERNOR
(Vote for) 1
01 = NO CANDIDATE FILED

| | VOTES | PERCENT |
|-------------------------------|-------|---------|
| 01 | 0 | |
| 1601 MHT1 | 0 | |
| 1602 MHT2 | 0 | |
| 1603 MHT3,16 | 0 | |
| 1604 MHT4 | 0 | |
| 1605 MHT5 | 0 | |
| 1606 MHT6,49 | 0 | |
| 1607 MHT7 | 0 | |
| 1608 MHT8,28 | 0 | |
| 1609 MHT9 | 0 | |
| 1610 MHT10,21,25,31,33,40 | 0 | |
| 1611 MHT11,23,44,58 | 0 | |
| 1612 MHT12,20,48 | 0 | |
| 1613 MHT13,43 | 0 | |
| 1614 MHT14 | 0 | |
| 1615 MHT15,22 | 0 | |
| 1617 MHT17 | 0 | |
| 1618 MHT18,32,57 | 0 | |
| 1619 MHT19 | 0 | |
| 1624 MHT24 | 0 | |
| 1626 MHT26 | 0 | |
| 1627 MHT27 | 0 | |
| 1629 MHT29,41,59 | 0 | |
| 1630 MHT30,36,37,38,42,45,47+ | 0 | |
| 1634 MHT34 | 0 | |
| 1635 MHT35,51,55 | 0 | |
| 1639 MHT39 | 0 | |
| 1646 MHT46 | 0 | |
| 1650 MHT50,53 | 0 | |
| 1654 MHT54,56 | 0 | |

(CONSTITUTION)

VOTES PERCENT WITH 29 OF 29 REPORTING

SECRETARY OF STATE
(Vote for) 1
01 = NO CANDIDATE FILED

| | VOTES | PERCENT |
|----|-------|---------|
| 01 | 0 | |

01

1601 MHT1 0
1602 MHT2 0
1603 MHT3,16 0
1604 MHT4 0
1605 MHT5 0
1606 MHT6,49 0
1607 MHT7 0
1608 MHT8,28 0
1609 MHT9 0
1610 MHT10,21,25,31,33,40 0
1611 MHT11,23,44,58 0
1612 MHT12,20,48 0
1613 MHT13,43 0
1614 MHT14 0
1615 MHT15,22 0
1617 MHT17 0
1618 MHT18,32,57 0
1619 MHT19 0
1624 MHT24 0
1626 MHT26 0
1627 MHT27 0
1629 MHT29,41,59 0
1630 MHT30,36,37,38,42,45,47+ 0
1634 MHT34 0
1635 MHT35,51,55 0
1639 MHT39 0
1646 MHT46 0
1650 MHT50,53 0
1654 MHT54,56 0

01

(CONSTITUTION)

VOTES PERCENT

WITH 29 OF 29 REPORTING

STATE TREASURER
(Vote for) 1
01 = NO CANDIDATE FILED

0

1601 MHT1 0
1602 MHT2 0
1603 MHT3,16 0
1604 MHT4 0
1605 MHT5 0
1606 MHT6,49 0
1607 MHT7 0
1608 MHT8,28 0
1609 MHT9 0
1610 MHT10,21,25,31,33,40 0
1611 MHT11,23,44,58 0
1612 MHT12,20,48 0
1613 MHT13,43 0
1614 MHT14 0
1615 MHT15,22 0
1617 MHT17 0
1618 MHT18,32,57 0
1619 MHT19 0
1624 MHT24 0
1626 MHT26 0
1627 MHT27 0
1629 MHT29,41,59 0
1630 MHT30,36,37,38,42,45,47+ 0
1634 MHT34 0
1635 MHT35,51,55 0
1639 MHT39 0
1646 MHT46 0
1650 MHT50,53 0
1654 MHT54,56 0

(CONSTITUTION)

VOTES PERCENT

WITH 29 OF 29 REPORTING

ATTORNEY GENERAL
(Vote for) 1
01 = NO CANDIDATE FILED

0

1601 MHT1 0
1602 MHT2 0
1603 MHT3,16 0
1604 MHT4 0
1605 MHT5 0
1606 MHT6,49 0
1607 MHT7 0
1608 MHT8,28 0
1609 MHT9 0
1610 MHT10,21,25,31,33,40 0
1611 MHT11,23,44,58 0
1612 MHT12,20,48 0
1613 MHT13,43 0
1614 MHT14 0
1615 MHT15,22 0
1617 MHT17 0
1618 MHT18,32,57 0
1619 MHT19 0
1624 MHT24 0
1626 MHT26 0
1627 MHT27 0
1629 MHT29,41,59 0
1630 MHT30,36,37,38,42,45,47+ 0
1634 MHT34 0
1635 MHT35,51,55 0
1639 MHT39 0
1646 MHT46 0
1650 MHT50,53 0
1654 MHT54,56 0

(CONSTITUTION)

VOTES PERCENT

WITH 8 OF 8 REPORTING

STATE REPRESENTATIVE DISTRICT 70
(Vote for) 1
01 = NO CANDIDATE FILED

0

```

-----
01
-----
1603 MHT3,16 0
1606 MHT6,49 0
1612 MHT12,20,48 0
1615 MHT15,22 0
1626 MHT26 0
1627 MHT27 0
1629 MHT29,41,59 0
1630 MHT30,36,37,38,42,45,47+ 0
=====

```

```

(CONSTITUTION)
STATE REPRESENTATIVE DISTRICT 71
(Vote for ) 1
01 = NO CANDIDATE FILED
VOTES PERCENT WITH 10 OF 10 REPORTING
0
-----
01
-----

```

```

1607 MHT7 0
1608 MHT8,28 0
1610 MHT10,21,25,31,33,40 0
1611 MHT11,23,44,58 0
1613 MHT13,43 0
1614 MHT14 0
1617 MHT17 0
1618 MHT18,32,57 0
1619 MHT19 0
1634 MHT34 0
=====

```

```

(CONSTITUTION)
STATE REPRESENTATIVE DISTRICT 72
(Vote for ) 1
01 = NO CANDIDATE FILED
VOTES PERCENT WITH 1 OF 1 REPORTING
0
-----
01
-----

```

```

1646 MHT46 0
=====

```

```

(CONSTITUTION)
STATE REPRESENTATIVE DISTRICT 88
(Vote for ) 1
01 = NO CANDIDATE FILED
VOTES PERCENT WITH 5 OF 5 REPORTING
0
-----
01
-----

```

```

1601 MHT1 0
1605 MHT5 0
1609 MHT9 0
1635 MHT35,51,55 0
1650 MHT50,53 0
=====

```

```

(CONSTITUTION)
STATE REPRESENTATIVE DISTRICT 89
(Vote for ) 1
01 = NO CANDIDATE FILED
VOTES PERCENT WITH 5 OF 5 REPORTING
0
-----
01
-----

```

```

1602 MHT2 0
1604 MHT4 0
1624 MHT24 0
1639 MHT39 0
1654 MHT54,56 0
=====

```

```

(CONSTITUTION)
COUNTY COUNCIL DISTRICT 2
(Vote for ) 1
01 = NO CANDIDATE FILED
VOTES PERCENT WITH 16 OF 16 REPORTING
0
-----
01
-----

```

```

1606 MHT6,49 0
1608 MHT8,28 0
1610 MHT10,21,25,31,33,40 0
1611 MHT11,23,44,58 0
1612 MHT12,20,48 0
1613 MHT13,43 0
1614 MHT14 0
1615 MHT15,22 0
1617 MHT17 0
1618 MHT18,32,57 0
1619 MHT19 0
1627 MHT27 0
1629 MHT29,41,59 0
1630 MHT30,36,37,38,42,45,47+ 0
1634 MHT34 0
1646 MHT46 0
=====

```

```

(CONSTITUTION)
COMMITTEEMAN MARYLAND HEIGHTS TOWNSHIP
(Vote for ) 1
01 = NO CANDIDATE FILED
02 = *SEE OFFICIAL WRITE-IN REPORT
VOTES PERCENT WITH 29 OF 29 REPORTING
1 100.00
-----
01 02
-----

```

```

1601 MHT1 0 0
1602 MHT2 0 0
1603 MHT3,16 0 0
1604 MHT4 0 0
1605 MHT5 0 0
1606 MHT6,49 0 0
1607 MHT7 0 0
1608 MHT8,28 0 0

```


| | | |
|-------------------------------|---|---|
| 1609 MHT9 | 0 | 0 |
| 1610 MHT10,21,25,31,33,40 | 0 | 0 |
| 1611 MHT11,23,44,58 | 0 | 0 |
| 1612 MHT12,20,48 | 0 | 0 |
| 1613 MHT13,43 | 0 | 0 |
| 1614 MHT14 | 0 | 0 |
| 1615 MHT15,22 | 0 | 1 |
| 1617 MHT17 | 0 | 0 |
| 1618 MHT18,32,57 | 0 | 0 |
| 1619 MHT19 | 0 | 0 |
| 1624 MHT24 | 0 | 0 |
| 1626 MHT26 | 0 | 0 |
| 1627 MHT27 | 0 | 0 |
| 1629 MHT29,41,59 | 0 | 0 |
| 1630 MHT30,36,37,38,42,45,47+ | 0 | 0 |
| 1634 MHT34 | 0 | 0 |
| 1635 MHT35,51,55 | 0 | 0 |
| 1639 MHT39 | 0 | 0 |
| 1646 MHT46 | 0 | 0 |
| 1650 MHT50,53 | 0 | 0 |
| 1654 MHT54,56 | 0 | 0 |

(CONSTITUTION)

VOTES PERCENT

WITH 29 OF 29 REPORTING

COMMITTEEWOMAN MARYLAND HEIGHTS TOWNSHIP

(Vote For) 1

01 = NO CANDIDATE FILED 0
 02 = *SEE OFFICIAL WRITE-IN REPORT 0

| | 01 | 02 |
|-------------------------------|----|----|
| 1601 MHT1 | 0 | 0 |
| 1602 MHT2 | 0 | 0 |
| 1603 MHT3,16 | 0 | 0 |
| 1604 MHT4 | 0 | 0 |
| 1605 MHT5 | 0 | 0 |
| 1606 MHT6,49 | 0 | 0 |
| 1607 MHT7 | 0 | 0 |
| 1608 MHT8,28 | 0 | 0 |
| 1609 MHT9 | 0 | 0 |
| 1610 MHT10,21,25,31,33,40 | 0 | 0 |
| 1611 MHT11,23,44,58 | 0 | 0 |
| 1612 MHT12,20,48 | 0 | 0 |
| 1613 MHT13,43 | 0 | 0 |
| 1614 MHT14 | 0 | 0 |
| 1615 MHT15,22 | 0 | 0 |
| 1617 MHT17 | 0 | 0 |
| 1618 MHT18,32,57 | 0 | 0 |
| 1619 MHT19 | 0 | 0 |
| 1624 MHT24 | 0 | 0 |
| 1626 MHT26 | 0 | 0 |
| 1627 MHT27 | 0 | 0 |
| 1629 MHT29,41,59 | 0 | 0 |
| 1630 MHT30,36,37,38,42,45,47+ | 0 | 0 |
| 1634 MHT34 | 0 | 0 |
| 1635 MHT35,51,55 | 0 | 0 |
| 1639 MHT39 | 0 | 0 |
| 1646 MHT46 | 0 | 0 |
| 1650 MHT50,53 | 0 | 0 |
| 1654 MHT54,56 | 0 | 0 |

WE, THE BOARD OF ELECTION COMMISSIONERS OF ST. LOUIS COUNTY, MISSOURI, ACTING AS THE VERIFICATION BOARD PURSUANT TO SECTION 115.507, RSMo, HEREBY CERTIFY THE FOREGOING TO BE A TRUE AND CORRECT ABSTRACT OF VOTES CAST FOR THE CANDIDATES AND ISSUES AT THE PRIMARY ELECTION HELD IN ST. LOUIS COUNTY, MISSOURI, ON AUGUST 2, 2016. IN TESTIMONY WHEREOF, WE HAVE HEREUNTO SET OUR HAND AT OUR OFFICE IN MAPLEWOOD, ST. LOUIS COUNTY, MISSOURI, ON AUGUST 16, 2016.

Richard H. Kellett
 RICHARD H. KELLETT, CHAIRMAN

John W. Maupin
 JOHN W. MAUPIN, SECRETARY

Trudi McCollum Foushee
 TRUDI MCCOLLUM FOUSHEE, COMMISSIONER

John P. King
 JOHN P. KING, COMMISSIONER



RUN DATE:08/15/16 12:34 PM

| | TOTAL | PERCENT | WITH 27 OF 27 PRECINCTS REPORTING | | | | | | | | TOTAL | PERCENT |
|--------------------------------|--------|---------|-----------------------------------|----|-------|--|--|--|--|--|-------|---------|
| 01 = REGISTERED VOTERS - TOTAL | 21,189 | | 05 = BALLOTS CAST - LIBERTARIAN | 32 | .66 | | | | | | | |
| 02 = BALLOTS CAST - TOTAL | 4,814 | | 06 = BALLOTS CAST - CONSTITUTION | 9 | .19 | | | | | | | |
| 03 = BALLOTS CAST - DEMOCRATIC | 2,979 | 61.88 | 07 = BALLOTS CAST - NONPARTISAN | 0 | | | | | | | | |
| 04 = BALLOTS CAST - REPUBLICAN | 1,794 | 37.27 | 08 = VOTER TURNOUT - TOTAL | | 22.72 | | | | | | | |

| | 01 | 02 | 03 | 04 | 05 | 06 | 07 | 08 |
|-------------------------------|------|-----|-----|-----|----|----|----|-------|
| 1701 MID1,13,28,39,40 | 550 | 144 | 94 | 50 | 0 | 0 | 0 | 26.18 |
| 1702 MID2,31 | 1404 | 404 | 231 | 172 | 1 | 0 | 0 | 28.77 |
| 1703 MID3 | 414 | 88 | 51 | 36 | 1 | 0 | 0 | 21.26 |
| 1704 MID4,53 | 1336 | 253 | 130 | 118 | 4 | 1 | 0 | 18.94 |
| 1705 MIDS,8,19 | 1899 | 329 | 190 | 130 | 6 | 3 | 0 | 17.32 |
| 1706 MID6,43 | 1374 | 310 | 175 | 133 | 2 | 0 | 0 | 22.56 |
| 1707 MID7,22 | 918 | 166 | 108 | 57 | 0 | 1 | 0 | 18.08 |
| 1709 MID9,23,27 | 1596 | 390 | 201 | 183 | 5 | 1 | 0 | 24.44 |
| 1710 MID10,18,55 | 684 | 139 | 106 | 31 | 1 | 1 | 0 | 20.32 |
| 1711 MID11 | 226 | 69 | 32 | 37 | 0 | 0 | 0 | 30.53 |
| 1712 MID12 | 996 | 167 | 86 | 81 | 0 | 0 | 0 | 16.77 |
| 1714 MID14 | 675 | 143 | 82 | 59 | 1 | 1 | 0 | 21.19 |
| 1715 MID15 | 456 | 107 | 51 | 55 | 1 | 0 | 0 | 23.46 |
| 1716 MID16,41 | 1247 | 364 | 295 | 68 | 1 | 0 | 0 | 29.19 |
| 1717 MID17,29,34,37,44,45,49+ | 1849 | 555 | 391 | 164 | 0 | 0 | 0 | 30.02 |
| 1720 MID20 | 24 | 6 | 5 | 1 | 0 | 0 | 0 | 25.00 |
| 1721 MID21,47 | 883 | 139 | 104 | 33 | 2 | 0 | 0 | 15.74 |
| 1724 MID24,26,52,59 | 1251 | 284 | 168 | 113 | 3 | 0 | 0 | 22.70 |
| 1725 MID25,30,32,38,60 | 396 | 71 | 61 | 10 | 0 | 0 | 0 | 17.93 |
| 1733 MID33 | 452 | 98 | 52 | 44 | 2 | 0 | 0 | 21.68 |
| 1735 MID35 | 694 | 134 | 70 | 64 | 0 | 0 | 0 | 19.31 |
| 1736 MID36,48 | 478 | 120 | 103 | 17 | 0 | 0 | 0 | 25.10 |
| 1742 MID42,46,56 | 833 | 226 | 109 | 116 | 1 | 0 | 0 | 27.13 |
| 1750 MIDS0 | 106 | 31 | 16 | 15 | 0 | 0 | 0 | 29.25 |
| 1754 MIDS4 | 290 | 54 | 48 | 5 | 0 | 1 | 0 | 18.62 |
| 1757 MIDS7,58 | 143 | 20 | 17 | 2 | 1 | 0 | 0 | 13.99 |
| 1761 MID61 | 15 | 3 | 3 | 0 | 0 | 0 | 0 | 20.00 |

(DEMOCRATIC)

| | VOTES PERCENT | | WITH 27 OF 27 REPORTING | | VOTES PERCENT | |
|-----------------------|---------------|-------|-------------------------|-------|---------------|--|
| U.S. SENATE | | | | | | |
| (Vote for) 1 | | | | | | |
| 01 = CHIEF WANA DUBIE | 318 | 11.31 | 03 = JASON KANDER | 1,807 | 64.28 | |
| 02 = CORI BUSH | 413 | 14.69 | 04 = ROBERT MACK | 273 | 9.71 | |

| | 01 | 02 | 03 | 04 |
|-------------------------------|----|----|-----|----|
| 1701 MID1,13,28,39,40 | 3 | 4 | 79 | 2 |
| 1702 MID2,31 | 29 | 29 | 139 | 22 |
| 1703 MID3 | 3 | 5 | 35 | 7 |
| 1704 MID4,53 | 16 | 28 | 68 | 10 |
| 1705 MIDS,8,19 | 26 | 31 | 98 | 26 |
| 1706 MID6,43 | 22 | 28 | 103 | 12 |
| 1707 MID7,22 | 10 | 15 | 58 | 19 |
| 1709 MID9,23,27 | 22 | 22 | 120 | 25 |
| 1710 MID10,18,55 | 25 | 18 | 40 | 14 |
| 1711 MID11 | 3 | 6 | 21 | 2 |
| 1712 MID12 | 18 | 12 | 41 | 8 |
| 1714 MID14 | 7 | 12 | 50 | 12 |
| 1715 MID15 | 6 | 10 | 31 | 1 |
| 1716 MID16,41 | 25 | 43 | 180 | 28 |
| 1717 MID17,29,34,37,44,45,49+ | 24 | 34 | 298 | 12 |
| 1720 MID20 | 0 | 1 | 3 | 0 |
| 1721 MID21,47 | 9 | 18 | 58 | 14 |
| 1724 MID24,26,52,59 | 23 | 18 | 101 | 19 |
| 1725 MID25,30,32,38,60 | 7 | 10 | 35 | 6 |
| 1733 MID33 | 8 | 10 | 23 | 9 |
| 1735 MID35 | 10 | 14 | 39 | 4 |
| 1736 MID36,48 | 3 | 13 | 71 | 7 |
| 1742 MID42,46,56 | 8 | 16 | 69 | 9 |
| 1750 MIDS0 | 3 | 2 | 8 | 0 |
| 1754 MIDS4 | 5 | 10 | 28 | 3 |
| 1757 MIDS7,58 | 3 | 2 | 10 | 2 |
| 1761 MID61 | 0 | 2 | 1 | 0 |

(DEMOCRATIC)

| | VOTES PERCENT | | WITH 24 OF 24 REPORTING | | VOTES PERCENT | |
|--------------------------------|---------------|-------|-------------------------------|-----|---------------|--|
| U.S. REPRESENTATIVE DISTRICT 1 | | | | | | |
| (Vote for) 1 | | | | | | |
| 01 = (WILLIAM) BILL HAAS | 426 | 15.25 | 03 = MARIA N. CHAPPELLE-NADAL | 737 | 26.39 | |
| 02 = LACY CLAY | 1,630 | 58.36 | | | | |

| | 01 | 02 | 03 |
|-------------------------------|----|-----|-----|
| 1701 MID1,13,28,39,40 | 13 | 57 | 19 |
| 1702 MID2,31 | 46 | 123 | 58 |
| 1703 MID3 | 6 | 33 | 11 |
| 1704 MID4,53 | 28 | 68 | 28 |
| 1705 MIDS,8,19 | 31 | 108 | 48 |
| 1706 MID6,43 | 33 | 93 | 44 |
| 1707 MID7,22 | 17 | 72 | 17 |
| 1709 MID9,23,27 | 41 | 107 | 43 |
| 1710 MID10,18,55 | 9 | 65 | 31 |
| 1712 MID12 | 18 | 44 | 23 |
| 1714 MID14 | 19 | 32 | 29 |
| 1715 MID15 | 8 | 27 | 14 |
| 1716 MID16,41 | 17 | 165 | 109 |
| 1717 MID17,29,34,37,44,45,49+ | 45 | 234 | 98 |
| 1720 MID20 | 2 | 1 | 2 |
| 1721 MID21,47 | 9 | 74 | 20 |
| 1724 MID24,26,52,59 | 35 | 92 | 40 |
| 1725 MID25,30,32,38,60 | 3 | 37 | 21 |
| 1733 MID33 | 9 | 36 | 6 |
| 1736 MID36,48 | 9 | 57 | 36 |
| 1742 MID42,46,56 | 23 | 69 | 14 |
| 1754 MIDS4 | 2 | 28 | 17 |
| 1757 MIDS7,58 | 3 | 6 | 8 |
| 1761 MID61 | 0 | 2 | 1 |

U.S. REPRESENTATIVE DISTRICT 2
 (Vote for) 1
 01 = BILL OTTO

VOTES PERCENT
 106 100.00

 01

 27
 66
 13

1711 MID11
 1735 MID35
 1750 MID50

(DEMOCRATIC)

VOTES PERCENT

WITH 27 OF 27 REPORTING

VOTES PERCENT

GOVERNOR
 (Vote for) 1
 01 = LEONARD JOSEPH STEINMAN, II
 02 = CHRIS KOSTER

154 5.41
 2,239 78.59

03 = ERIC MORRISON
 04 = CHARLES B. WHEELER

252 8.85
 204 7.16

 01 02 03 04

1701 MID1,13,28,39,40
 1702 MID2,31
 1703 MID3
 1704 MID4,53
 1705 MIDS,8,19
 1706 MID6,43
 1707 MID7,22
 1709 MID9,23,27
 1710 MID10,18,55
 1711 MID11
 1712 MID12
 1714 MID14
 1715 MID15
 1716 MID16,41
 1717 MID17,29,34,37,44,45,49+
 1720 MID20
 1721 MID21,47
 1724 MID24,26,52,59
 1725 MID25,30,32,38,60
 1733 MID33
 1735 MID35
 1736 MID36,48
 1742 MID42,46,56
 1750 MID50
 1754 MID54
 1757 MIDS7,58
 1761 MID61

0 84 5 0
 7 175 20 19
 2 40 4 5
 10 86 12 13
 17 135 16 20
 6 139 17 5
 5 75 13 11
 7 153 22 13
 13 60 14 12
 4 21 3 3
 7 62 6 8
 3 67 2 6
 2 41 3 3
 16 217 24 20
 13 334 9 12
 0 4 0 1
 7 78 8 8
 8 111 31 13
 8 39 4 7
 4 30 11 5
 5 54 6 5
 1 82 8 6
 3 93 5 3
 0 12 3 1
 3 34 3 4
 2 11 3 1
 1 2 0 0

(DEMOCRATIC)

VOTES PERCENT

WITH 27 OF 27 REPORTING

VOTES PERCENT

LIEUTENANT GOVERNOR
 (Vote for) 1
 01 = WINSTON APPLE
 02 = RUSS CARNAHAN

345 12.22
 2,138 75.74

03 = TOMMIE PIERSON, SR.

340 12.04

 01 02 03

1701 MID1,13,28,39,40
 1702 MID2,31
 1703 MID3
 1704 MID4,53
 1705 MIDS,8,19
 1706 MID6,43
 1707 MID7,22
 1709 MID9,23,27
 1710 MID10,18,55
 1711 MID11
 1712 MID12
 1714 MID14
 1715 MID15
 1716 MID16,41
 1717 MID17,29,34,37,44,45,49+
 1720 MID20
 1721 MID21,47
 1724 MID24,26,52,59
 1725 MID25,30,32,38,60
 1733 MID33
 1735 MID35
 1736 MID36,48
 1742 MID42,46,56
 1750 MID50
 1754 MID54
 1757 MIDS7,58
 1761 MID61

3 79 7
 24 174 21
 6 37 7
 30 83 10
 31 122 30
 21 127 19
 14 75 14
 23 147 16
 16 65 20
 4 25 2
 12 58 10
 12 58 8
 5 36 7
 26 211 41
 41 309 18
 1 3 0
 8 77 15
 18 111 29
 7 40 10
 6 30 13
 9 46 15
 6 82 12
 11 83 7
 2 14 0
 6 35 4
 3 9 4
 0 2 1

(DEMOCRATIC)

VOTES PERCENT

WITH 27 OF 27 REPORTING

VOTES PERCENT

SECRETARY OF STATE
 (Vote for) 1
 01 = BILL CLINTON YOUNG
 02 = ROBIN SMITH

446 15.90
 2,205 78.61

03 = MD RABBI ALAM

154 5.49

 01 02 03

1701 MID1,13,28,39,40
 1702 MID2,31
 1703 MID3
 1704 MID4,53
 1705 MIDS,8,19
 1706 MID6,43
 1707 MID7,22
 1709 MID9,23,27
 1710 MID10,18,55
 1711 MID11
 1712 MID12
 1714 MID14
 1715 MID15
 1716 MID16,41
 1717 MID17,29,34,37,44,45,49+
 1720 MID20
 1721 MID21,47
 1724 MID24,26,52,59
 1725 MID25,30,32,38,60
 1733 MID33

8 73 4
 29 174 16
 6 43 2
 37 76 8
 35 134 14
 25 134 6
 28 71 4
 35 148 8
 17 80 3
 4 22 5
 16 57 6
 11 63 4
 6 39 3
 28 233 14
 30 303 26
 0 5 0
 26 72 2
 29 122 8
 10 43 6
 15 34 3

| | | | |
|------------------|----|----|---|
| 1735 MID35 | 12 | 54 | 2 |
| 1736 MID36,48 | 9 | 84 | 2 |
| 1742 MID42,46,56 | 21 | 77 | 3 |
| 1750 MID50 | 0 | 13 | 2 |
| 1754 MID54 | 5 | 37 | 1 |
| 1757 MID57,58 | 2 | 13 | 2 |
| 1761 MID61 | 2 | 1 | 0 |

(DEMOCRATIC)

WITH 27 OF 27 REPORTING
VOTES PERCENT

STATE TREASURER
(Vote for) 1
01 = PAT CONTRERAS
02 = JUDY BAKER

1,238 45.40
1,489 54.60

01 02

| | | |
|-------------------------------|-----|-----|
| 1701 MID1,13,28,39,40 | 36 | 45 |
| 1702 MID2,31 | 91 | 122 |
| 1703 MID3 | 17 | 30 |
| 1704 MID4,53 | 48 | 68 |
| 1705 MIDS,8,19 | 68 | 106 |
| 1706 MID6,43 | 76 | 83 |
| 1707 MID7,22 | 46 | 56 |
| 1709 MID9,23,27 | 76 | 107 |
| 1710 MID10,18,55 | 42 | 52 |
| 1711 MID11 | 16 | 14 |
| 1712 MID12 | 31 | 45 |
| 1714 MID14 | 38 | 37 |
| 1715 MID15 | 20 | 26 |
| 1716 MID16,41 | 120 | 145 |
| 1717 MID17,29,34,37,44,45,49+ | 218 | 142 |
| 1720 MID20 | 1 | 3 |
| 1721 MID21,47 | 31 | 67 |
| 1724 MID24,26,52,59 | 64 | 94 |
| 1725 MID25,30,32,38,60 | 24 | 32 |
| 1733 MID33 | 20 | 31 |
| 1735 MID35 | 31 | 37 |
| 1736 MID36,48 | 54 | 45 |
| 1742 MID42,46,56 | 49 | 47 |
| 1750 MID50 | 3 | 11 |
| 1754 MID54 | 14 | 29 |
| 1757 MID57,58 | 3 | 13 |
| 1761 MID61 | 1 | 2 |

(DEMOCRATIC)

WITH 27 OF 27 REPORTING
VOTES PERCENT

ATTORNEY GENERAL
(Vote for) 1
01 = JAKE ZIMMERMAN
02 = TERESA HENSLEY

1,987 69.21
884 30.79

01 02

| | | |
|-------------------------------|-----|----|
| 1701 MID1,13,28,39,40 | 83 | 8 |
| 1702 MID2,31 | 150 | 72 |
| 1703 MID3 | 37 | 14 |
| 1704 MID4,53 | 78 | 43 |
| 1705 MIDS,8,19 | 120 | 68 |
| 1706 MID6,43 | 116 | 54 |
| 1707 MID7,22 | 57 | 46 |
| 1709 MID9,23,27 | 136 | 53 |
| 1710 MID10,18,55 | 58 | 44 |
| 1711 MID11 | 19 | 11 |
| 1712 MID12 | 51 | 30 |
| 1714 MID14 | 51 | 28 |
| 1715 MID15 | 27 | 21 |
| 1716 MID16,41 | 221 | 67 |
| 1717 MID17,29,34,37,44,45,49+ | 314 | 67 |
| 1720 MID20 | 2 | 3 |
| 1721 MID21,47 | 63 | 36 |
| 1724 MID24,26,52,59 | 102 | 62 |
| 1725 MID25,30,32,38,60 | 36 | 21 |
| 1733 MID33 | 28 | 22 |
| 1735 MID35 | 43 | 26 |
| 1736 MID36,48 | 75 | 25 |
| 1742 MID42,46,56 | 73 | 29 |
| 1750 MID50 | 5 | 11 |
| 1754 MID54 | 33 | 13 |
| 1757 MID57,58 | 7 | 9 |
| 1761 MID61 | 2 | 1 |

(DEMOCRATIC)

WITH 7 OF 7 REPORTING
VOTES PERCENT

STATE REPRESENTATIVE DISTRICT 71
(Vote for) 1
01 = BRYAN LIKE
02 = SUE MEREDITH

187 26.60
516 73.40

01 02

| | | |
|---------------------|----|-----|
| 1703 MID3 | 11 | 39 |
| 1704 MID4,53 | 40 | 89 |
| 1705 MIDS,8,19 | 68 | 118 |
| 1711 MID11 | 9 | 23 |
| 1724 MID24,26,52,59 | 22 | 140 |
| 1736 MID36,48 | 28 | 70 |
| 1754 MID54 | 9 | 37 |

(DEMOCRATIC)

WITH 10 OF 10 REPORTING
VOTES PERCENT

STATE REPRESENTATIVE DISTRICT 72
(Vote for) 1
01 = MARY NICHOLS

812 100.00

01

| | |
|-----------------|-----|
| 1706 MID6,43 | 151 |
| 1707 MID7,22 | 93 |
| 1709 MID9,23,27 | 174 |
| 1712 MID12 | 74 |
| 1721 MID21,47 | 92 |
| 1733 MID33 | 50 |

1735 MID35 65
 1742 MID42,46,56 94
 1750 MID50 16
 1761 MID61 3

(DEMOCRATIC)

WITH 4 OF 4 REPORTING

STATE REPRESENTATIVE DISTRICT 85
 (Vote for) 1
 01 = CLEM SMITH 322 100.00

 01

1702 MID2,31 204
 1714 MID14 69
 1715 MID15 47
 1720 MID20 2

(DEMOCRATIC)

WITH 2 OF 2 REPORTING

STATE REPRESENTATIVE DISTRICT 86
 (Vote for) 1
 01 = JOE ADAMS 134 100.00

 01

1710 MID10,18,55 85
 1725 MID25,30,32,38,60 49

(DEMOCRATIC)

WITH 4 OF 4 REPORTING

STATE REPRESENTATIVE DISTRICT 88
 (Vote for) 1
 01 = TRACY McCREERY 692 100.00

 01

1701 MID1,13,28,39,40 78
 1716 MID16,41 249
 1717 MID17,29,34,37,44,45,49+ 350
 1757 MID57,58 15

(DEMOCRATIC)

WITH 19 OF 19 REPORTING

COUNTY COUNCIL DISTRICT 2
 (Vote For) 1
 01 = SAM GOODMAN 730 41.31
 02 = SAM PAGE 1,037 58.69

 01 02

1703 MID3 15 31
 1704 MID4,53 48 71
 1705 MID5,8,19 80 94
 1706 MID6,43 73 90
 1707 MID7,22 51 49
 1709 MID9,23,27 66 111
 1711 MID11 10 18
 1712 MID12 32 39
 1716 MID16,41 79 173
 1721 MID21,47 51 45
 1724 MID24,26,52,59 64 94
 1733 MID33 26 22
 1735 MID35 25 45
 1736 MID36,48 36 58
 1742 MID42,46,56 44 49
 1750 MID50 4 12
 1754 MID54 16 27
 1757 MID57,58 7 9
 1761 MID61 3 0

(DEMOCRATIC)

WITH 27 OF 27 REPORTING

COMMITTEEMAN MIDLAND TOWNSHIP
 (Vote for) 1
 01 = GERARD BURKE 2,373 98.96
 02 = INVALID WRITE-IN 25 1.04

 01 02

1701 MID1,13,28,39,40 59 0
 1702 MID2,31 178 5
 1703 MID3 45 0
 1704 MID4,53 112 1
 1705 MID5,8,19 158 0
 1706 MID6,43 142 1
 1707 MID7,22 91 0
 1709 MID9,23,27 157 1
 1710 MID10,18,55 86 0
 1711 MID11 24 0
 1712 MID12 71 1
 1714 MID14 68 0
 1715 MID15 45 0
 1716 MID16,41 219 4
 1717 MID17,29,34,37,44,45,49+ 299 3
 1720 MID20 3 0
 1721 MID21,47 88 2
 1724 MID24,26,52,59 140 1
 1725 MID25,30,32,38,60 48 1
 1733 MID33 48 0
 1735 MID35 65 1
 1736 MID36,48 79 2
 1742 MID42,46,56 80 2
 1750 MID50 14 0
 1754 MID54 36 0
 1757 MID57,58 15 0
 1761 MID61 3 0

(DEMOCRATIC)

WITH 27 OF 27 REPORTING

COMMITTEEWOMAN MIDLAND TOWNSHIP

(Vote for) 1
 01 = SUZANNE JACKSON 2,388 98.92
 02 = INVALID WRITE-IN 26 1.08

 01 02

| | | |
|-------------------------------|-----|---|
| 1701 MID1,13,28,39,40 | 61 | 0 |
| 1702 MID2,31 | 180 | 2 |
| 1703 MID3 | 46 | 0 |
| 1704 MID4,53 | 111 | 1 |
| 1705 MIDS,8,19 | 162 | 1 |
| 1706 MID6,43 | 138 | 3 |
| 1707 MID7,22 | 94 | 0 |
| 1709 MID9,23,27 | 158 | 3 |
| 1710 MID10,18,55 | 88 | 0 |
| 1711 MID11 | 24 | 0 |
| 1712 MID12 | 73 | 3 |
| 1714 MID14 | 68 | 0 |
| 1715 MID15 | 45 | 0 |
| 1716 MID16,41 | 218 | 3 |
| 1717 MID17,29,34,37,44,45,49+ | 302 | 3 |
| 1720 MID20 | 3 | 0 |
| 1721 MID21,47 | 87 | 1 |
| 1724 MID24,26,52,59 | 140 | 1 |
| 1725 MID25,30,32,38,60 | 49 | 0 |
| 1733 MID33 | 48 | 0 |
| 1735 MID35 | 66 | 1 |
| 1736 MID36,48 | 78 | 2 |
| 1742 MID42,46,56 | 81 | 2 |
| 1750 MIDS0 | 12 | 0 |
| 1754 MIDS4 | 38 | 0 |
| 1757 MIDS7,58 | 16 | 0 |
| 1761 MID61 | 2 | 0 |

=====
 (REPUBLICAN)

WITH 27 OF 27 REPORTING

| | | | | | |
|---------------------|-------|---------|----------------------|-------|---------|
| U.S. SENATE | VOTES | PERCENT | | VOTES | PERCENT |
| (Vote for) 1 | | | | | |
| 01 = ROY BLUNT | 1,218 | 70.69 | 03 = BERNIE MOWINSKI | 65 | 3.77 |
| 02 = KRISTI NICHOLS | 347 | 20.14 | 04 = RYAN D. LUETHY | 93 | 5.40 |

 01 02 03 04

| | | | | |
|-------------------------------|-----|----|---|----|
| 1701 MID1,13,28,39,40 | 43 | 4 | 1 | 0 |
| 1702 MID2,31 | 120 | 29 | 5 | 10 |
| 1703 MID3 | 22 | 10 | 1 | 3 |
| 1704 MID4,53 | 77 | 22 | 5 | 10 |
| 1705 MIDS,8,19 | 85 | 23 | 5 | 10 |
| 1706 MID6,43 | 94 | 22 | 6 | 7 |
| 1707 MID7,22 | 25 | 21 | 3 | 6 |
| 1709 MID9,23,27 | 118 | 40 | 4 | 7 |
| 1710 MID10,18,55 | 14 | 10 | 3 | 0 |
| 1711 MID11 | 30 | 4 | 0 | 2 |
| 1712 MID12 | 60 | 13 | 2 | 2 |
| 1714 MID14 | 32 | 14 | 7 | 3 |
| 1715 MID15 | 38 | 14 | 0 | 3 |
| 1716 MID16,41 | 51 | 6 | 4 | 4 |
| 1717 MID17,29,34,37,44,45,49+ | 123 | 25 | 5 | 7 |
| 1720 MID20 | 0 | 1 | 0 | 0 |
| 1721 MID21,47 | 22 | 7 | 0 | 4 |
| 1724 MID24,26,52,59 | 78 | 23 | 5 | 4 |
| 1725 MID25,30,32,38,60 | 8 | 1 | 0 | 1 |
| 1733 MID33 | 29 | 9 | 0 | 4 |
| 1735 MID35 | 42 | 13 | 6 | 3 |
| 1736 MID36,48 | 10 | 4 | 0 | 2 |
| 1742 MID42,46,56 | 80 | 29 | 2 | 1 |
| 1750 MIDS0 | 11 | 3 | 1 | 0 |
| 1754 MIDS4 | 5 | 0 | 0 | 0 |
| 1757 MIDS7,58 | 1 | 0 | 0 | 0 |
| 1761 MID61 | 0 | 0 | 0 | 0 |

=====
 (REPUBLICAN)

WITH 24 OF 24 REPORTING

| | | | |
|--------------------------------|-------|---------|--|
| U.S. REPRESENTATIVE DISTRICT 1 | VOTES | PERCENT | |
| (Vote for) 1 | | | |
| 01 = STEVEN G. BAILEY | 941 | 66.04 | |
| 02 = PAUL BERRY, III | 484 | 33.96 | |

 01 02

| | | |
|-------------------------------|----|----|
| 1701 MID1,13,28,39,40 | 31 | 11 |
| 1702 MID2,31 | 99 | 48 |
| 1703 MID3 | 21 | 12 |
| 1704 MID4,53 | 74 | 26 |
| 1705 MIDS,8,19 | 79 | 35 |
| 1706 MID6,43 | 67 | 45 |
| 1707 MID7,22 | 31 | 21 |
| 1709 MID9,23,27 | 95 | 53 |
| 1710 MID10,18,55 | 19 | 9 |
| 1712 MID12 | 42 | 28 |
| 1714 MID14 | 35 | 15 |
| 1715 MID15 | 31 | 22 |
| 1716 MID16,41 | 40 | 17 |
| 1717 MID17,29,34,37,44,45,49+ | 90 | 35 |
| 1720 MID20 | 1 | 0 |
| 1721 MID21,47 | 23 | 8 |
| 1724 MID24,26,52,59 | 63 | 35 |
| 1725 MID25,30,32,38,60 | 8 | 1 |
| 1733 MID33 | 25 | 16 |
| 1736 MID36,48 | 13 | 3 |
| 1742 MID42,46,56 | 50 | 43 |
| 1754 MIDS4 | 3 | 1 |
| 1757 MIDS7,58 | 1 | 0 |
| 1761 MID61 | 0 | 0 |

=====
 (REPUBLICAN)

WITH 3 OF 3 REPORTING

| | | |
|--------------------------------|-------|---------|
| U.S. REPRESENTATIVE DISTRICT 2 | VOTES | PERCENT |
| (Vote for) 1 | | |
| 01 = ANN WAGNER | 95 | 83.33 |
| 02 = GREG SEARS | 19 | 16.67 |

 01 02

1711 MID11 29 7
 1735 MID35 54 9
 1750 MID50 12 3

(REPUBLICAN)

VOTES PERCENT

WITH 27 OF 27 REPORTING

VOTES PERCENT

GOVERNOR

(Vote for) 1
 01 = CATHERINE HANAWAY
 02 = ERIC GREITENS

425 23.80
 598 33.48

03 = JOHN BRUNNER
 04 = PETER D. KINDER

389 21.78
 374 20.94

01 02 03 04

1701 MID1,13,28,39,40 15 12 11 11
 1702 MID2,31 26 57 41 48
 1703 MID3 10 13 5 8
 1704 MID4,53 27 48 21 22
 1705 MIDS,8,19 35 47 16 32
 1706 MID6,43 36 36 29 31
 1707 MID7,22 16 23 10 8
 1709 MID9,23,27 45 50 42 45
 1710 MID10,18,55 7 8 10 6
 1711 MID11 9 12 8 8
 1712 MID12 22 27 18 14
 1714 MID14 15 17 13 14
 1715 MID15 11 16 13 15
 1716 MID16,41 15 24 16 12
 1717 MID17,29,34,37,44,45,49+ 36 53 39 35
 1720 MID20 1 0 0 0
 1721 MID21,47 9 13 7 4
 1724 MID24,26,52,59 23 43 24 22
 1725 MID25,30,32,38,60 4 3 3 0
 1733 MID33 12 15 14 3
 1735 MID35 11 22 19 12
 1736 MID36,48 0 7 4 6
 1742 MID42,46,56 35 45 18 16
 1750 MID50 2 5 8 0
 1754 MID54 3 2 0 0
 1757 MID57,58 0 0 0 2
 1761 MID61 0 0 0 0

(REPUBLICAN)

VOTES PERCENT

WITH 27 OF 27 REPORTING

VOTES PERCENT

LIEUTENANT GOVERNOR

(Vote for) 1
 01 = ARNIE C. AC DIENOFF
 02 = BEV RANLIES

127 7.58
 783 46.72

03 = MIKE PARSON

766 45.70

01 02 03

1701 MID1,13,28,39,40 3 20 22
 1702 MID2,31 15 80 66
 1703 MID3 2 12 19
 1704 MID4,53 11 43 58
 1705 MIDS,8,19 12 52 56
 1706 MID6,43 8 66 54
 1707 MID7,22 1 27 27
 1709 MID9,23,27 9 77 82
 1710 MID10,18,55 2 13 13
 1711 MID11 2 14 20
 1712 MID12 6 36 33
 1714 MID14 6 32 18
 1715 MID15 3 27 25
 1716 MID16,41 1 33 27
 1717 MID17,29,34,37,44,45,49+ 15 67 54
 1720 MID20 0 1 0
 1721 MID21,47 3 13 16
 1724 MID24,26,52,59 7 45 58
 1725 MID25,30,32,38,60 0 6 4
 1733 MID33 4 20 20
 1735 MID35 7 29 27
 1736 MID36,48 4 6 7
 1742 MID42,46,56 5 57 49
 1750 MID50 1 4 9
 1754 MID54 0 3 1
 1757 MID57,58 0 0 1
 1761 MID61 0 0 0

(REPUBLICAN)

VOTES PERCENT

WITH 27 OF 27 REPORTING

VOTES PERCENT

SECRETARY OF STATE

(Vote for) 1
 01 = WILL KRAUS
 02 = JOHN (JAY) ASHCROFT

583 34.09
 1,030 60.23

03 = ROI CHINN

97 5.67

01 02 03

1701 MID1,13,28,39,40 12 31 2
 1702 MID2,31 55 105 10
 1703 MID3 13 21 1
 1704 MID4,53 49 63 3
 1705 MIDS,8,19 45 74 4
 1706 MID6,43 48 70 9
 1707 MID7,22 15 29 11
 1709 MID9,23,27 55 107 5
 1710 MID10,18,55 9 19 2
 1711 MID11 15 19 2
 1712 MID12 28 44 5
 1714 MID14 14 38 4
 1715 MID15 18 31 5
 1716 MID16,41 20 41 4
 1717 MID17,29,34,37,44,45,49+ 53 84 12
 1720 MID20 0 1 0
 1721 MID21,47 12 18 1
 1724 MID24,26,52,59 41 63 4
 1725 MID25,30,32,38,60 6 4 0
 1733 MID33 7 32 4
 1735 MID35 17 45 2
 1736 MID36,48 7 8 2
 1742 MID42,46,56 38 70 4
 1750 MID50 5 9 1
 1754 MID54 1 3 0
 1757 MID57,58 0 1 0
 1761 MID61 0 0 0

(REPUBLICAN)

WITH 27 OF 27 REPORTING

| | VOTES | PERCENT |
|-------------------------------|-------|---------|
| STATE TREASURER | | |
| (Vote for) 1 | | |
| 01 = ERIC SCHMITT | 1,443 | 100.00 |
| ----- | | |
| 01 | | |
| ----- | | |
| 1701 MID1,13,28,39,40 | 40 | |
| 1702 MID2,31 | 144 | |
| 1703 MID3 | 28 | |
| 1704 MID4,53 | 100 | |
| 1705 MID5,8,19 | 112 | |
| 1706 MID6,43 | 104 | |
| 1707 MID7,22 | 47 | |
| 1709 MID9,23,27 | 138 | |
| 1710 MID10,18,55 | 23 | |
| 1711 MID11 | 30 | |
| 1712 MID12 | 61 | |
| 1714 MID14 | 46 | |
| 1715 MID15 | 50 | |
| 1716 MID16,41 | 53 | |
| 1717 MID17,29,34,37,44,45,49+ | 126 | |
| 1720 MID20 | 1 | |
| 1721 MID21,47 | 27 | |
| 1724 MID24,26,52,59 | 89 | |
| 1725 MID25,30,32,38,60 | 10 | |
| 1733 MID33 | 38 | |
| 1735 MID35 | 53 | |
| 1736 MID36,48 | 16 | |
| 1742 MID42,46,56 | 87 | |
| 1750 MID50 | 14 | |
| 1754 MID54 | 5 | |
| 1757 MID57,58 | 1 | |
| 1761 MID61 | 0 | |

(REPUBLICAN)

WITH 27 OF 27 REPORTING

| | VOTES | PERCENT |
|-------------------------------|-------|---------|
| ATTORNEY GENERAL | | |
| (Vote for) 1 | | |
| 01 = JOSH HAWLEY | 1,253 | 73.15 |
| 02 = KURT SCHAEFER | 460 | 26.85 |
| ----- | | |
| 01 | 02 | |
| ----- | | |
| 1701 MID1,13,28,39,40 | 37 | 11 |
| 1702 MID2,31 | 114 | 49 |
| 1703 MID3 | 27 | 7 |
| 1704 MID4,53 | 93 | 23 |
| 1705 MID5,8,19 | 95 | 30 |
| 1706 MID6,43 | 94 | 34 |
| 1707 MID7,22 | 35 | 20 |
| 1709 MID9,23,27 | 125 | 44 |
| 1710 MID10,18,55 | 20 | 10 |
| 1711 MID11 | 27 | 9 |
| 1712 MID12 | 49 | 29 |
| 1714 MID14 | 47 | 7 |
| 1715 MID15 | 40 | 15 |
| 1716 MID16,41 | 41 | 23 |
| 1717 MID17,29,34,37,44,45,49+ | 109 | 41 |
| 1720 MID20 | 1 | 0 |
| 1721 MID21,47 | 18 | 15 |
| 1724 MID24,26,52,59 | 78 | 33 |
| 1725 MID25,30,32,38,60 | 7 | 3 |
| 1733 MID33 | 34 | 9 |
| 1735 MID35 | 48 | 15 |
| 1736 MID36,48 | 14 | 3 |
| 1742 MID42,46,56 | 83 | 26 |
| 1750 MID50 | 14 | 1 |
| 1754 MID54 | 3 | 2 |
| 1757 MID57,58 | 0 | 1 |
| 1761 MID61 | 0 | 0 |

(REPUBLICAN)

WITH 7 OF 7 REPORTING

| | VOTES | PERCENT |
|----------------------------------|-------|---------|
| STATE REPRESENTATIVE DISTRICT 71 | | |
| (Vote for) 1 | | |
| 01 = JIM CAIN | 383 | 100.00 |
| ----- | | |
| 01 | | |
| ----- | | |
| 1703 MID3 | 28 | |
| 1704 MID4,53 | 101 | |
| 1705 MID5,8,19 | 112 | |
| 1711 MID11 | 31 | |
| 1724 MID24,26,52,59 | 92 | |
| 1736 MID36,48 | 14 | |
| 1754 MID54 | 5 | |

(REPUBLICAN)

WITH 10 OF 10 REPORTING

| | VOTES | PERCENT |
|----------------------------------|-------|---------|
| STATE REPRESENTATIVE DISTRICT 72 | | |
| (Vote for) 1 | | |
| 01 = DAN HYATT | 573 | 100.00 |
| ----- | | |
| 01 | | |
| ----- | | |
| 1706 MID6,43 | 98 | |
| 1707 MID7,22 | 48 | |
| 1709 MID9,23,27 | 146 | |
| 1712 MID12 | 62 | |
| 1721 MID21,47 | 27 | |
| 1733 MID33 | 37 | |
| 1735 MID35 | 51 | |
| 1742 MID42,46,56 | 90 | |
| 1750 MID50 | 14 | |
| 1761 MID61 | 0 | |

(REPUBLICAN)

WITH 4 OF 4 REPORTING

| | VOTES | PERCENT |
|----------------------------------|-------|---------|
| STATE REPRESENTATIVE DISTRICT 85 | | |

| | | | |
|----------------------|-------|-----|--------|
| (Vote for) 1 | | | |
| 01 = STEVEN McKNIGHT | ----- | 237 | 100.00 |
| | 01 | | |
| | ----- | | |
| 1702 MID2,31 | 143 | | |
| 1714 MID14 | 44 | | |
| 1715 MID15 | 49 | | |
| 1720 MID20 | 1 | | |

(REPUBLICAN)

| | | | | |
|----------------------------------|-------|-------|---------|-----------------------|
| STATE REPRESENTATIVE DISTRICT 86 | | VOTES | PERCENT | WITH 2 OF 2 REPORTING |
| (Vote for) 1 | | | | |
| 01 = NO CANDIDATE FILED | ----- | 0 | | |
| | 01 | | | |
| | ----- | | | |
| 1710 MID10,18,55 | 0 | | | |
| 1725 MID25,30,32,38,60 | 0 | | | |

(REPUBLICAN)

| | | | | |
|----------------------------------|-------|-------|---------|-----------------------|
| STATE REPRESENTATIVE DISTRICT 88 | | VOTES | PERCENT | WITH 4 OF 4 REPORTING |
| (Vote for) 1 | | | | |
| 01 = NO CANDIDATE FILED | ----- | 0 | | |
| | 01 | | | |
| | ----- | | | |
| 1701 MID1,13,28,39,40 | 0 | | | |
| 1716 MID16,41 | 0 | | | |
| 1717 MID17,29,34,37,44,45,49+ | 0 | | | |
| 1757 MID57,58 | 0 | | | |

(REPUBLICAN)

| | | | | |
|---------------------------|-------|-------|---------|-------------------------|
| COUNTY COUNCIL DISTRICT 2 | | VOTES | PERCENT | WITH 19 OF 19 REPORTING |
| (Vote for) 1 | | | | |
| 01 = AMY POELKER | ----- | 1,019 | 100.00 | |
| | 01 | | | |
| | ----- | | | |
| 1703 MID3 | 27 | | | |
| 1704 MID4,53 | 102 | | | |
| 1705 MID5,8,19 | 115 | | | |
| 1706 MID6,43 | 101 | | | |
| 1707 MID7,22 | 49 | | | |
| 1709 MID9,23,27 | 145 | | | |
| 1711 MID11 | 32 | | | |
| 1712 MID12 | 66 | | | |
| 1716 MID16,41 | 55 | | | |
| 1721 MID21,47 | 28 | | | |
| 1724 MID24,26,52,59 | 88 | | | |
| 1733 MID33 | 36 | | | |
| 1735 MID35 | 52 | | | |
| 1736 MID36,48 | 14 | | | |
| 1742 MID42,46,56 | 92 | | | |
| 1750 MID50 | 12 | | | |
| 1754 MID54 | 4 | | | |
| 1757 MID57,58 | 1 | | | |
| 1761 MID61 | 0 | | | |

(REPUBLICAN)

| | | | | |
|------------------------------------|-------|-------|---------|-------------------------|
| COMMITTEEMAN MIDLAND TOWNSHIP | | VOTES | PERCENT | WITH 27 OF 27 REPORTING |
| (Vote for) 1 | | | | |
| 01 = NO CANDIDATE FILED | ----- | 0 | | |
| 02 = *SEE OFFICIAL WRITE-IN REPORT | 02 | 128 | 100.00 | |
| | 01 02 | | | |
| | ----- | | | |
| 1701 MID1,13,28,39,40 | 0 1 | | | |
| 1702 MID2,31 | 0 15 | | | |
| 1703 MID3 | 0 2 | | | |
| 1704 MID4,53 | 0 7 | | | |
| 1705 MID5,8,19 | 0 12 | | | |
| 1706 MID6,43 | 0 8 | | | |
| 1707 MID7,22 | 0 4 | | | |
| 1709 MID9,23,27 | 0 8 | | | |
| 1710 MID10,18,55 | 0 2 | | | |
| 1711 MID11 | 0 2 | | | |
| 1712 MID12 | 0 12 | | | |
| 1714 MID14 | 0 3 | | | |
| 1715 MID15 | 0 4 | | | |
| 1716 MID16,41 | 0 2 | | | |
| 1717 MID17,29,34,37,44,45,49+ | 0 8 | | | |
| 1720 MID20 | 0 0 | | | |
| 1721 MID21,47 | 0 1 | | | |
| 1724 MID24,26,52,59 | 0 11 | | | |
| 1725 MID25,30,32,38,60 | 0 2 | | | |
| 1733 MID33 | 0 6 | | | |
| 1735 MID35 | 0 5 | | | |
| 1736 MID36,48 | 0 2 | | | |
| 1742 MID42,46,56 | 0 10 | | | |
| 1750 MID50 | 0 1 | | | |
| 1754 MID54 | 0 0 | | | |
| 1757 MID57,58 | 0 0 | | | |
| 1761 MID61 | 0 0 | | | |

(REPUBLICAN)

| | | | | |
|---------------------------------|-------|-------|---------|-------------------------|
| COMMITTEEWOMAN MIDLAND TOWNSHIP | | VOTES | PERCENT | WITH 27 OF 27 REPORTING |
| (Vote for) 1 | | | | |
| 01 = CAROL DOWNEN | ----- | 1,207 | 98.05 | |
| 02 = INVALID WRITE-IN | 02 | 24 | 1.95 | |
| | 01 02 | | | |
| | ----- | | | |
| 1701 MID1,13,28,39,40 | 30 0 | | | |
| 1702 MID2,31 | 114 1 | | | |
| 1703 MID3 | 23 0 | | | |
| 1704 MID4,53 | 86 5 | | | |

| | | | |
|------|--------------------------|-----|---|
| 1705 | MID5,8,19 | 99 | 0 |
| 1706 | MID6,43 | 86 | 2 |
| 1707 | MID7,22 | 46 | 1 |
| 1709 | MID9,23,27 | 121 | 0 |
| 1710 | MID10,18,55 | 19 | 0 |
| 1711 | MID11 | 27 | 0 |
| 1712 | MID12 | 52 | 2 |
| 1714 | MID14 | 37 | 1 |
| 1715 | MID15 | 36 | 3 |
| 1716 | MID16,41 | 45 | 0 |
| 1717 | MID17,29,34,37,44,45,49+ | 88 | 1 |
| 1720 | MID20 | 1 | 0 |
| 1721 | MID21,47 | 23 | 1 |
| 1724 | MID24,26,52,59 | 78 | 2 |
| 1725 | MID25,30,32,38,60 | 5 | 1 |
| 1733 | MID33 | 32 | 2 |
| 1735 | MID35 | 45 | 0 |
| 1736 | MID36,48 | 15 | 0 |
| 1742 | MID42,46,56 | 83 | 2 |
| 1750 | MID50 | 13 | 0 |
| 1754 | MID54 | 3 | 0 |
| 1757 | MID57,58 | 0 | 0 |
| 1761 | MID61 | 0 | 0 |

(LIBERTARIAN)

VOTES PERCENT

WITH 27 OF 27 REPORTING

U.S. SENATE
 (Vote for) 1
 01 = JONATHAN DINE 20 62.50
 02 = HERSCHEL L. YOUNG 12 37.50

 01 02

| | | | |
|------|--------------------------|---|---|
| 1701 | MID1,13,28,39,40 | 0 | 0 |
| 1702 | MID2,31 | 1 | 0 |
| 1703 | MID3 | 1 | 0 |
| 1704 | MID4,53 | 1 | 3 |
| 1705 | MID5,8,19 | 4 | 2 |
| 1706 | MID6,43 | 1 | 1 |
| 1707 | MID7,22 | 0 | 0 |
| 1709 | MID9,23,27 | 1 | 4 |
| 1710 | MID10,18,55 | 1 | 0 |
| 1711 | MID11 | 0 | 0 |
| 1712 | MID12 | 0 | 0 |
| 1714 | MID14 | 0 | 1 |
| 1715 | MID15 | 1 | 0 |
| 1716 | MID16,41 | 1 | 0 |
| 1717 | MID17,29,34,37,44,45,49+ | 0 | 0 |
| 1720 | MID20 | 0 | 0 |
| 1721 | MID21,47 | 2 | 0 |
| 1724 | MID24,26,52,59 | 3 | 0 |
| 1725 | MID25,30,32,38,60 | 0 | 0 |
| 1733 | MID33 | 1 | 1 |
| 1735 | MID35 | 0 | 0 |
| 1736 | MID36,48 | 0 | 0 |
| 1742 | MID42,46,56 | 1 | 0 |
| 1750 | MID50 | 0 | 0 |
| 1754 | MID54 | 0 | 0 |
| 1757 | MID57,58 | 1 | 0 |
| 1761 | MID61 | 0 | 0 |

(LIBERTARIAN)

VOTES PERCENT

WITH 24 OF 24 REPORTING

U.S. REPRESENTATIVE DISTRICT 1
 (Vote for) 1
 01 = ROBB E. CUNNINGHAM 30 100.00

 01

| | | | |
|------|--------------------------|---|--|
| 1701 | MID1,13,28,39,40 | 0 | |
| 1702 | MID2,31 | 1 | |
| 1703 | MID3 | 1 | |
| 1704 | MID4,53 | 4 | |
| 1705 | MID5,8,19 | 6 | |
| 1706 | MID6,43 | 2 | |
| 1707 | MID7,22 | 0 | |
| 1709 | MID9,23,27 | 5 | |
| 1710 | MID10,18,55 | 1 | |
| 1712 | MID12 | 0 | |
| 1714 | MID14 | 1 | |
| 1715 | MID15 | 1 | |
| 1716 | MID16,41 | 1 | |
| 1717 | MID17,29,34,37,44,45,49+ | 0 | |
| 1720 | MID20 | 0 | |
| 1721 | MID21,47 | 2 | |
| 1724 | MID24,26,52,59 | 3 | |
| 1725 | MID25,30,32,38,60 | 0 | |
| 1733 | MID33 | 0 | |
| 1736 | MID36,48 | 0 | |
| 1742 | MID42,46,56 | 1 | |
| 1754 | MID54 | 0 | |
| 1757 | MID57,58 | 1 | |
| 1761 | MID61 | 0 | |

(LIBERTARIAN)

VOTES PERCENT

WITH 3 OF 3 REPORTING

U.S. REPRESENTATIVE DISTRICT 2
 (Vote for) 1
 01 = JIM HIGGINS 0

 01

| | | | |
|------|-------|---|--|
| 1711 | MID11 | 0 | |
| 1735 | MID35 | 0 | |
| 1750 | MID50 | 0 | |

(LIBERTARIAN)

VOTES PERCENT

WITH 27 OF 27 REPORTING

GOVERNOR
 (Vote for) 1
 01 = CISSE W. SPRAGINS 28 100.00

 01

```

1701 MID1,13,28,39,40 ----- 0
1702 MID2,31 1
1703 MID3 1
1704 MID4,53 4
1705 MID5,8,19 4
1706 MID6,43 2
1707 MID7,22 0
1709 MID9,23,27 5
1710 MID10,18,55 1
1711 MID11 0
1712 MID12 0
1714 MID14 1
1715 MID15 1
1716 MID16,41 1
1717 MID17,29,34,37,44,45,49+ 0
1720 MID20 0
1721 MID21,47 2
1724 MID24,26,52,59 2
1725 MID25,30,32,38,60 0
1733 MID33 2
1735 MID35 0
1736 MID36,48 0
1742 MID42,46,56 0
1750 MID50 0
1754 MID54 0
1757 MID57,58 1
1761 MID61 0

```

(LIBERTARIAN)

VOTES PERCENT WITH 27 OF 27 REPORTING

LIEUTENANT GOVERNOR

(Vote for) 1
01 = STEVEN R. HEDRICK

27 100.00

01

```

1701 MID1,13,28,39,40 0
1702 MID2,31 1
1703 MID3 1
1704 MID4,53 4
1705 MID5,8,19 4
1706 MID6,43 2
1707 MID7,22 0
1709 MID9,23,27 5
1710 MID10,18,55 1
1711 MID11 0
1712 MID12 0
1714 MID14 1
1715 MID15 1
1716 MID16,41 1
1717 MID17,29,34,37,44,45,49+ 0
1720 MID20 0
1721 MID21,47 2
1724 MID24,26,52,59 3
1725 MID25,30,32,38,60 0
1733 MID33 0
1735 MID35 0
1736 MID36,48 0
1742 MID42,46,56 0
1750 MID50 0
1754 MID54 0
1757 MID57,58 1
1761 MID61 0

```

(LIBERTARIAN)

VOTES PERCENT WITH 27 OF 27 REPORTING

SECRETARY OF STATE

(Vote for) 1
01 = CHRIS MORRILL

29 100.00

01

```

1701 MID1,13,28,39,40 0
1702 MID2,31 1
1703 MID3 1
1704 MID4,53 4
1705 MID5,8,19 5
1706 MID6,43 2
1707 MID7,22 0
1709 MID9,23,27 5
1710 MID10,18,55 1
1711 MID11 0
1712 MID12 0
1714 MID14 1
1715 MID15 1
1716 MID16,41 1
1717 MID17,29,34,37,44,45,49+ 0
1720 MID20 0
1721 MID21,47 2
1724 MID24,26,52,59 3
1725 MID25,30,32,38,60 0
1733 MID33 1
1735 MID35 0
1736 MID36,48 0
1742 MID42,46,56 0
1750 MID50 0
1754 MID54 0
1757 MID57,58 1
1761 MID61 0

```

(LIBERTARIAN)

VOTES PERCENT WITH 27 OF 27 REPORTING

STATE TREASURER

(Vote for) 1
01 = SEAN O'TOOLE

26 100.00

01

```

1701 MID1,13,28,39,40 0
1702 MID2,31 1
1703 MID3 1
1704 MID4,53 3
1705 MID5,8,19 5

```

1706 MID6,43 2
 1707 MID7,22 0
 1709 MID9,23,27 5
 1710 MID10,18,55 1
 1711 MID11 0
 1712 MID12 0
 1714 MID14 1
 1715 MID15 1
 1716 MID16,41 1
 1717 MID17,29,34,37,44,45,49+ 0
 1720 MID20 0
 1721 MID21,47 2
 1724 MID24,26,52,59 2
 1725 MID25,30,32,38,60 0
 1733 MID33 0
 1735 MID35 0
 1736 MID36,48 0
 1742 MID42,46,56 0
 1750 MID50 0
 1754 MID54 0
 1757 MID57,58 1
 1761 MID61 0

(LIBERTARIAN)

VOTES PERCENT WITH 27 OF 27 REPORTING

ATTORNEY GENERAL
 (Vote for) 1
 01 = NO CANDIDATE FILED

0

 01

1701 MID1,13,28,39,40 0
 1702 MID2,31 0
 1703 MID3 0
 1704 MID4,53 0
 1705 MID5,8,19 0
 1706 MID6,43 0
 1707 MID7,22 0
 1709 MID9,23,27 0
 1710 MID10,18,55 0
 1711 MID11 0
 1712 MID12 0
 1714 MID14 0
 1715 MID15 0
 1716 MID16,41 0
 1717 MID17,29,34,37,44,45,49+ 0
 1720 MID20 0
 1721 MID21,47 0
 1724 MID24,26,52,59 0
 1725 MID25,30,32,38,60 0
 1733 MID33 0
 1735 MID35 0
 1736 MID36,48 0
 1742 MID42,46,56 0
 1750 MID50 0
 1754 MID54 0
 1757 MID57,58 0
 1761 MID61 0

(LIBERTARIAN)

VOTES PERCENT WITH 7 OF 7 REPORTING

STATE REPRESENTATIVE DISTRICT 71
 (Vote for) 1
 01 = NO CANDIDATE FILED

0

 01

1703 MID3 0
 1704 MID4,53 0
 1705 MID5,8,19 0
 1711 MID11 0
 1724 MID24,26,52,59 0
 1736 MID36,48 0
 1754 MID54 0

(LIBERTARIAN)

VOTES PERCENT WITH 10 OF 10 REPORTING

STATE REPRESENTATIVE DISTRICT 72
 (Vote for) 1
 01 = NO CANDIDATE FILED

0

 01

1706 MID6,43 0
 1707 MID7,22 0
 1709 MID9,23,27 0
 1712 MID12 0
 1721 MID21,47 0
 1733 MID33 0
 1735 MID35 0
 1742 MID42,46,56 0
 1750 MID50 0
 1761 MID61 0

(LIBERTARIAN)

VOTES PERCENT WITH 4 OF 4 REPORTING

STATE REPRESENTATIVE DISTRICT 85
 (Vote for) 1
 01 = NO CANDIDATE FILED

0

 01

1702 MID2,31 0
 1714 MID14 0
 1715 MID15 0
 1720 MID20 0

(LIBERTARIAN)

VOTES PERCENT WITH 2 OF 2 REPORTING

STATE REPRESENTATIVE DISTRICT 86
 (Vote for) 1
 01 = NO CANDIDATE FILED

0

 01

 1710 MID10,18,55 0
 1725 MID25,30,32,38,60 0
 =====

(LIBERTARIAN) VOTES PERCENT WITH 4 OF 4 REPORTING
 STATE REPRESENTATIVE DISTRICT 88
 (Vote for) 1
 01 = STEVEN E. ROBNAK 2 100.00

 01

 1701 MID1,13,28,39,40 0
 1716 MID16,41 1
 1717 MID17,29,34,37,44,45,49+ 0
 1757 MID57,58 1
 =====

(LIBERTARIAN) VOTES PERCENT WITH 19 OF 19 REPORTING
 COUNTY COUNCIL DISTRICT 2
 (Vote for) 1
 01 = LADONNA HIGGINS 24 100.00

 01

 1703 MID3 1
 1704 MID4,53 4
 1705 MID5,8,19 5
 1706 MID6,43 2
 1707 MID7,22 0
 1709 MID9,23,27 5
 1711 MID11 0
 1712 MID12 0
 1716 MID16,41 1
 1721 MID21,47 2
 1724 MID24,26,52,59 2
 1733 MID33 1
 1735 MID35 0
 1736 MID36,48 0
 1742 MID42,46,56 0
 1750 MID50 0
 1754 MID54 0
 1757 MID57,58 1
 1761 MID61 0
 =====

(LIBERTARIAN) VOTES PERCENT WITH 27 OF 27 REPORTING
 COMMITTEEMAN MIDLAND TOWNSHIP
 (Vote for) 1
 01 = NO CANDIDATE FILED 0
 02 = *SEE OFFICIAL WRITE-IN REPORT 4 100.00

 01 02

 1701 MID1,13,28,39,40 0 0
 1702 MID2,31 0 0
 1703 MID3 0 0
 1704 MID4,53 0 0
 1705 MID5,8,19 0 1
 1706 MID6,43 0 1
 1707 MID7,22 0 0
 1709 MID9,23,27 0 0
 1710 MID10,18,55 0 0
 1711 MID11 0 0
 1712 MID12 0 0
 1714 MID14 0 0
 1715 MID15 0 0
 1716 MID16,41 0 0
 1717 MID17,29,34,37,44,45,49+ 0 0
 1720 MID20 0 0
 1721 MID21,47 0 1
 1724 MID24,26,52,59 0 0
 1725 MID25,30,32,38,60 0 0
 1733 MID33 0 1
 1735 MID35 0 0
 1736 MID36,48 0 0
 1742 MID42,46,56 0 0
 1750 MID50 0 0
 1754 MID54 0 0
 1757 MID57,58 0 0
 1761 MID61 0 0
 =====

(LIBERTARIAN) VOTES PERCENT WITH 27 OF 27 REPORTING
 COMMITTEEWOMAN MIDLAND TOWNSHIP
 (Vote for) 1
 01 = NO CANDIDATE FILED 0
 02 = *SEE OFFICIAL WRITE-IN REPORT 3 100.00

 01 02

 1701 MID1,13,28,39,40 0 0
 1702 MID2,31 0 0
 1703 MID3 0 0
 1704 MID4,53 0 1
 1705 MID5,8,19 0 0
 1706 MID6,43 0 1
 1707 MID7,22 0 0
 1709 MID9,23,27 0 0
 1710 MID10,18,55 0 0
 1711 MID11 0 0
 1712 MID12 0 0
 1714 MID14 0 0
 1715 MID15 0 0
 1716 MID16,41 0 0
 1717 MID17,29,34,37,44,45,49+ 0 0
 1720 MID20 0 0
 1721 MID21,47 0 1
 1724 MID24,26,52,59 0 0
 1725 MID25,30,32,38,60 0 0
 1733 MID33 0 0
 =====

| | | |
|------------------|---|---|
| 1735 MID35 | 0 | 0 |
| 1736 MID36,48 | 0 | 0 |
| 1742 MID42,46,56 | 0 | 0 |
| 1750 MID50 | 0 | 0 |
| 1754 MID54 | 0 | 0 |
| 1757 MID57,58 | 0 | 0 |
| 1761 MID61 | 0 | 0 |

(CONSTITUTION)

VOTES PERCENT WITH 27 OF 27 REPORTING

U.S. SENATE
(Vote for) 1
01 = FRED RYMAN

7 100.00

01

| | |
|-------------------------------|---|
| 1701 MID1,13,28,39,40 | 0 |
| 1702 MID2,31 | 0 |
| 1703 MID3 | 0 |
| 1704 MID4,53 | 1 |
| 1705 MIDS,8,19 | 2 |
| 1706 MID6,43 | 0 |
| 1707 MID7,22 | 1 |
| 1709 MID9,23,27 | 1 |
| 1710 MID10,18,55 | 0 |
| 1711 MID11 | 0 |
| 1712 MID12 | 0 |
| 1714 MID14 | 1 |
| 1715 MID15 | 0 |
| 1716 MID16,41 | 0 |
| 1717 MID17,29,34,37,44,45,49+ | 0 |
| 1720 MID20 | 0 |
| 1721 MID21,47 | 0 |
| 1724 MID24,26,52,59 | 0 |
| 1725 MID25,30,32,38,60 | 0 |
| 1733 MID33 | 0 |
| 1735 MID35 | 0 |
| 1736 MID36,48 | 0 |
| 1742 MID42,46,56 | 0 |
| 1750 MID50 | 0 |
| 1754 MID54 | 1 |
| 1757 MID57,58 | 0 |
| 1761 MID61 | 0 |

(CONSTITUTION)

VOTES PERCENT WITH 24 OF 24 REPORTING

U.S. REPRESENTATIVE DISTRICT 1
(Vote for) 1
01 = NO CANDIDATE FILED

0

01

| | |
|-------------------------------|---|
| 1701 MID1,13,28,39,40 | 0 |
| 1702 MID2,31 | 0 |
| 1703 MID3 | 0 |
| 1704 MID4,53 | 0 |
| 1705 MIDS,8,19 | 0 |
| 1706 MID6,43 | 0 |
| 1707 MID7,22 | 0 |
| 1709 MID9,23,27 | 0 |
| 1710 MID10,18,55 | 0 |
| 1712 MID12 | 0 |
| 1714 MID14 | 0 |
| 1715 MID15 | 0 |
| 1716 MID16,41 | 0 |
| 1717 MID17,29,34,37,44,45,49+ | 0 |
| 1720 MID20 | 0 |
| 1721 MID21,47 | 0 |
| 1724 MID24,26,52,59 | 0 |
| 1725 MID25,30,32,38,60 | 0 |
| 1733 MID33 | 0 |
| 1736 MID36,48 | 0 |
| 1742 MID42,46,56 | 0 |
| 1754 MID54 | 0 |
| 1757 MID57,58 | 0 |
| 1761 MID61 | 0 |

(CONSTITUTION)

VOTES PERCENT WITH 3 OF 3 REPORTING

U.S. REPRESENTATIVE DISTRICT 2
(Vote for) 1
01 = NO CANDIDATE FILED

0

01

| | |
|------------|---|
| 1711 MID11 | 0 |
| 1735 MID35 | 0 |
| 1750 MID50 | 0 |

(CONSTITUTION)

VOTES PERCENT WITH 27 OF 27 REPORTING

GOVERNOR
(Vote for) 1
01 = NO CANDIDATE FILED

0

01

| | |
|-------------------------------|---|
| 1701 MID1,13,28,39,40 | 0 |
| 1702 MID2,31 | 0 |
| 1703 MID3 | 0 |
| 1704 MID4,53 | 0 |
| 1705 MIDS,8,19 | 0 |
| 1706 MID6,43 | 0 |
| 1707 MID7,22 | 0 |
| 1709 MID9,23,27 | 0 |
| 1710 MID10,18,55 | 0 |
| 1711 MID11 | 0 |
| 1712 MID12 | 0 |
| 1714 MID14 | 0 |
| 1715 MID15 | 0 |
| 1716 MID16,41 | 0 |
| 1717 MID17,29,34,37,44,45,49+ | 0 |
| 1720 MID20 | 0 |

1721 MID21,47 0
 1724 MID24,26,52,59 0
 1725 MID25,30,32,38,60 0
 1733 MID33 0
 1735 MID35 0
 1736 MID36,48 0
 1742 MID42,46,56 0
 1750 MID50 0
 1754 MID54 0
 1757 MID57,58 0
 1761 MID61 0

(CONSTITUTION)

VOTES PERCENT WITH 27 OF 27 REPORTING

LIEUTENANT GOVERNOR

(Vote for) 1
 01 = NO CANDIDATE FILED

0

 01

1701 MID1,13,28,39,40 0
 1702 MID2,31 0
 1703 MID3 0
 1704 MID4,53 0
 1705 MID5,8,19 0
 1706 MID6,43 0
 1707 MID7,22 0
 1709 MID9,23,27 0
 1710 MID10,18,55 0
 1711 MID11 0
 1712 MID12 0
 1714 MID14 0
 1715 MID15 0
 1716 MID16,41 0
 1717 MID17,29,34,37,44,45,49+ 0
 1720 MID20 0
 1721 MID21,47 0
 1724 MID24,26,52,59 0
 1725 MID25,30,32,38,60 0
 1733 MID33 0
 1735 MID35 0
 1736 MID36,48 0
 1742 MID42,46,56 0
 1750 MID50 0
 1754 MID54 0
 1757 MID57,58 0
 1761 MID61 0

(CONSTITUTION)

VOTES PERCENT WITH 27 OF 27 REPORTING

SECRETARY OF STATE

(Vote for) 1
 01 = NO CANDIDATE FILED

0

 01

1701 MID1,13,28,39,40 0
 1702 MID2,31 0
 1703 MID3 0
 1704 MID4,53 0
 1705 MID5,8,19 0
 1706 MID6,43 0
 1707 MID7,22 0
 1709 MID9,23,27 0
 1710 MID10,18,55 0
 1711 MID11 0
 1712 MID12 0
 1714 MID14 0
 1715 MID15 0
 1716 MID16,41 0
 1717 MID17,29,34,37,44,45,49+ 0
 1720 MID20 0
 1721 MID21,47 0
 1724 MID24,26,52,59 0
 1725 MID25,30,32,38,60 0
 1733 MID33 0
 1735 MID35 0
 1736 MID36,48 0
 1742 MID42,46,56 0
 1750 MID50 0
 1754 MID54 0
 1757 MID57,58 0
 1761 MID61 0

(CONSTITUTION)

VOTES PERCENT WITH 27 OF 27 REPORTING

STATE TREASURER

(Vote for) 1
 01 = NO CANDIDATE FILED

0

 01

1701 MID1,13,28,39,40 0
 1702 MID2,31 0
 1703 MID3 0
 1704 MID4,53 0
 1705 MID5,8,19 0
 1706 MID6,43 0
 1707 MID7,22 0
 1709 MID9,23,27 0
 1710 MID10,18,55 0
 1711 MID11 0
 1712 MID12 0
 1714 MID14 0
 1715 MID15 0
 1716 MID16,41 0
 1717 MID17,29,34,37,44,45,49+ 0
 1720 MID20 0
 1721 MID21,47 0
 1724 MID24,26,52,59 0
 1725 MID25,30,32,38,60 0
 1733 MID33 0
 1735 MID35 0
 1736 MID36,48 0

1742 MID42,46,56 0
 1750 MIDS0 0
 1754 MIDS4 0
 1757 MIDS7,58 0
 1761 MID61 0

(CONSTITUTION)

VOTES PERCENT WITH 27 OF 27 REPORTING

ATTORNEY GENERAL
 (Vote for) 1
 01 = NO CANDIDATE FILED 0

 01

1701 MID1,13,28,39,40 0
 1702 MID2,31 0
 1703 MID3 0
 1704 MID4,53 0
 1705 MIDS5,8,19 0
 1706 MID6,43 0
 1707 MID7,22 0
 1709 MID9,23,27 0
 1710 MID10,18,55 0
 1711 MID11 0
 1712 MID12 0
 1714 MID14 0
 1715 MID15 0
 1716 MID16,41 0
 1717 MID17,29,34,37,44,45,49+ 0
 1720 MID20 0
 1721 MID21,47 0
 1724 MID24,26,52,59 0
 1725 MID25,30,32,38,60 0
 1733 MID33 0
 1735 MID35 0
 1736 MID36,48 0
 1742 MID42,46,56 0
 1750 MIDS0 0
 1754 MIDS4 0
 1757 MIDS7,58 0
 1761 MID61 0

(CONSTITUTION)

VOTES PERCENT WITH 7 OF 7 REPORTING

STATE REPRESENTATIVE DISTRICT 71
 (Vote for) 1
 01 = NO CANDIDATE FILED 0

 01

1703 MID3 0
 1704 MID4,53 0
 1705 MIDS5,8,19 0
 1711 MID11 0
 1724 MID24,26,52,59 0
 1736 MID36,48 0
 1754 MIDS4 0

(CONSTITUTION)

VOTES PERCENT WITH 10 OF 10 REPORTING

STATE REPRESENTATIVE DISTRICT 72
 (Vote for) 1
 01 = NO CANDIDATE FILED 0

 01

1706 MID6,43 0
 1707 MID7,22 0
 1709 MID9,23,27 0
 1712 MID12 0
 1721 MID21,47 0
 1733 MID33 0
 1735 MID35 0
 1742 MID42,46,56 0
 1750 MIDS0 0
 1761 MID61 0

(CONSTITUTION)

VOTES PERCENT WITH 4 OF 4 REPORTING

STATE REPRESENTATIVE DISTRICT 85
 (Vote for) 1
 01 = NO CANDIDATE FILED 0

 01

1702 MID2,31 0
 1714 MID14 0
 1715 MID15 0
 1720 MID20 0

(CONSTITUTION)

VOTES PERCENT WITH 2 OF 2 REPORTING

STATE REPRESENTATIVE DISTRICT 86
 (Vote for) 1
 01 = NO CANDIDATE FILED 0

 01

1710 MID10,18,55 0
 1725 MID25,30,32,38,60 0

(CONSTITUTION)

VOTES PERCENT WITH 4 OF 4 REPORTING

STATE REPRESENTATIVE DISTRICT 88
 (Vote for) 1
 01 = NO CANDIDATE FILED 0

 01

1701 MID1,13,28,39,40 0
 1716 MID16,41 0

1717 MID17,29,34,37,44,45,49+ 0
 1757 MIDS7,58 0

=====

(CONSTITUTION) WITH 19 OF 19 REPORTING

COUNTY COUNCIL DISTRICT 2
 (Vote for) 1
 01 = NO CANDIDATE FILED 0

 01

| | |
|---------------------|---|
| 1703 MID3 | 0 |
| 1704 MID4,53 | 0 |
| 1705 MIDS5,8,19 | 0 |
| 1706 MID6,43 | 0 |
| 1707 MID7,22 | 0 |
| 1709 MID9,23,27 | 0 |
| 1711 MID11 | 0 |
| 1712 MID12 | 0 |
| 1716 MID16,41 | 0 |
| 1721 MID21,47 | 0 |
| 1724 MID24,26,52,59 | 0 |
| 1733 MID33 | 0 |
| 1735 MID35 | 0 |
| 1736 MID36,48 | 0 |
| 1742 MID42,46,56 | 0 |
| 1750 MIDS0 | 0 |
| 1754 MIDS4 | 0 |
| 1757 MIDS7,58 | 0 |
| 1761 MID61 | 0 |

=====

(CONSTITUTION) WITH 27 OF 27 REPORTING

COMMITTEEMAN MIDLAND TOWNSHIP
 (Vote for) 1
 01 = NO CANDIDATE FILED 0
 02 = *SEE OFFICIAL WRITE-IN REPORT 0

 01 02

| | | |
|-------------------------------|---|---|
| 1701 MID1,13,28,39,40 | 0 | 0 |
| 1702 MID2,31 | 0 | 0 |
| 1703 MID3 | 0 | 0 |
| 1704 MID4,53 | 0 | 0 |
| 1705 MIDS5,8,19 | 0 | 0 |
| 1706 MID6,43 | 0 | 0 |
| 1707 MID7,22 | 0 | 0 |
| 1709 MID9,23,27 | 0 | 0 |
| 1710 MID10,18,55 | 0 | 0 |
| 1711 MID11 | 0 | 0 |
| 1712 MID12 | 0 | 0 |
| 1714 MID14 | 0 | 0 |
| 1715 MID15 | 0 | 0 |
| 1716 MID16,41 | 0 | 0 |
| 1717 MID17,29,34,37,44,45,49+ | 0 | 0 |
| 1720 MID20 | 0 | 0 |
| 1721 MID21,47 | 0 | 0 |
| 1724 MID24,26,52,59 | 0 | 0 |
| 1725 MID25,30,32,38,60 | 0 | 0 |
| 1733 MID33 | 0 | 0 |
| 1735 MID35 | 0 | 0 |
| 1736 MID36,48 | 0 | 0 |
| 1742 MID42,46,56 | 0 | 0 |
| 1750 MIDS0 | 0 | 0 |
| 1754 MIDS4 | 0 | 0 |
| 1757 MIDS7,58 | 0 | 0 |
| 1761 MID61 | 0 | 0 |

=====

(CONSTITUTION) WITH 27 OF 27 REPORTING

COMMITTEEWOMAN MIDLAND TOWNSHIP
 (Vote for) 1
 01 = NO CANDIDATE FILED 0
 02 = *SEE OFFICIAL WRITE-IN REPORT 0

 01 02

| | | |
|-------------------------------|---|---|
| 1701 MID1,13,28,39,40 | 0 | 0 |
| 1702 MID2,31 | 0 | 0 |
| 1703 MID3 | 0 | 0 |
| 1704 MID4,53 | 0 | 0 |
| 1705 MIDS5,8,19 | 0 | 0 |
| 1706 MID6,43 | 0 | 0 |
| 1707 MID7,22 | 0 | 0 |
| 1709 MID9,23,27 | 0 | 0 |
| 1710 MID10,18,55 | 0 | 0 |
| 1711 MID11 | 0 | 0 |
| 1712 MID12 | 0 | 0 |
| 1714 MID14 | 0 | 0 |
| 1715 MID15 | 0 | 0 |
| 1716 MID16,41 | 0 | 0 |
| 1717 MID17,29,34,37,44,45,49+ | 0 | 0 |
| 1720 MID20 | 0 | 0 |
| 1721 MID21,47 | 0 | 0 |
| 1724 MID24,26,52,59 | 0 | 0 |
| 1725 MID25,30,32,38,60 | 0 | 0 |
| 1733 MID33 | 0 | 0 |
| 1735 MID35 | 0 | 0 |
| 1736 MID36,48 | 0 | 0 |
| 1742 MID42,46,56 | 0 | 0 |
| 1750 MIDS0 | 0 | 0 |
| 1754 MIDS4 | 0 | 0 |
| 1757 MIDS7,58 | 0 | 0 |
| 1761 MID61 | 0 | 0 |

=====

WE, THE BOARD OF ELECTION COMMISSIONERS OF ST. LOUIS COUNTY, MISSOURI, ACTING AS THE VERIFICATION BOARD PURSUANT TO SECTION 115.507, RSMO, HEREBY CERTIFY THE FOREGOING TO BE A TRUE AND CORRECT ABSTRACT OF VOTES CAST FOR THE CANDIDATES AND ISSUES AT THE PRIMARY ELECTION HELD IN ST. LOUIS COUNTY, MISSOURI, ON AUGUST 2, 2016. IN TESTIMONY WHEREOF, WE HAVE HEREUNTO SET OUR HAND AT OUR OFFICE IN MAPLEWOOD,

ST. LOUIS COUNTY,
MISSOURI, ON AUGUST 16, 2016.

Richard H. Kellett
RICHARD H. KELLETT, CHAIRMAN

John W. Maupin
JOHN W. MAUPIN, SECRETARY

Trudi McCollum Foushee
TRUDI MCCOLLUM FOUSHEE, COMMISSIONER

John P. King
JOHN P. KING, COMMISSIONER



MISSOURI RIVER TOWNSHIP
 RUN DATE:08/15/16 12:35 PM

PRIMARY ELECTION
 ST. LOUIS COUNTY, MISSOURI
 TUESDAY, AUGUST 2, 2016
 STATISTICS

OFFICIAL FINAL RESULTS

01 = REGISTERED VOTERS - TOTAL
 02 = BALLOTS CAST - TOTAL
 03 = BALLOTS CAST - DEMOCRATIC
 04 = BALLOTS CAST - REPUBLICAN

TOTAL PERCENT WITH 29 OF 29 PRECINCTS REPORTING
 28,887
 8,590
 2,197 25.58
 6,361 74.05

TOTAL PERCENT
 24 .28
 8 .09
 0
 29.74

| | 01 | 02 | 03 | 04 | 05 | 06 | 07 | 08 |
|-------------------------------|------|------|------|------|----|----|----|-------|
| 1801 MR1,5,11,28 | 1860 | .612 | .134 | .478 | .0 | .0 | .0 | 32.90 |
| 1802 MR2 | 111 | .21 | .3 | .18 | .0 | .0 | .0 | 18.92 |
| 1803 MR3,4 | 1916 | .493 | .114 | .375 | .3 | .1 | .0 | 25.73 |
| 1806 MR6,37,49 | 1615 | .575 | .86 | .488 | .1 | .0 | .0 | 35.60 |
| 1807 MR7 | 608 | .176 | .42 | .134 | .0 | .0 | .0 | 28.95 |
| 1808 MR8,12,15,24,33,41,47,54 | 1872 | .592 | .175 | .414 | .3 | .0 | .0 | 31.62 |
| 1809 MR9,29,43 | 1346 | .352 | .71 | .280 | .1 | .0 | .0 | 26.15 |
| 1810 MR10,17,23 | 919 | .225 | .98 | .127 | .0 | .0 | .0 | 24.48 |
| 1813 MR13,52,55 | 1077 | .412 | .140 | .268 | .2 | .2 | .0 | 38.25 |
| 1814 MR14 | 316 | .98 | .29 | .68 | .1 | .0 | .0 | 31.01 |
| 1816 MR16 | 909 | .305 | .77 | .226 | .1 | .1 | .0 | 33.55 |
| 1818 MR18,20 | 1199 | .307 | .81 | .225 | .0 | .1 | .0 | 25.60 |
| 1819 MR19,22 | 1667 | .466 | .131 | .333 | .2 | .0 | .0 | 27.95 |
| 1821 MR21,57 | 538 | .149 | .25 | .124 | .0 | .0 | .0 | 27.70 |
| 1825 MR25,44 | 1874 | .573 | .112 | .459 | .2 | .0 | .0 | 30.58 |
| 1826 MR26,36 | 1203 | .339 | .96 | .243 | .0 | .0 | .0 | 28.18 |
| 1827 MR27 | 2035 | .643 | .140 | .500 | .3 | .0 | .0 | 31.60 |
| 1830 MR30,35 | 1577 | .346 | .115 | .227 | .2 | .2 | .0 | 21.94 |
| 1831 MR31 | 11 | .4 | .0 | .4 | .0 | .0 | .0 | 36.36 |
| 1832 MR32 | 122 | .51 | .11 | .40 | .0 | .0 | .0 | 41.80 |
| 1834 MR34 | 492 | .179 | .47 | .132 | .0 | .0 | .0 | 36.38 |
| 1838 MR38 | 656 | .174 | .57 | .117 | .0 | .0 | .0 | 26.52 |
| 1839 MR39,56 | 545 | .172 | .29 | .143 | .0 | .0 | .0 | 31.56 |
| 1840 MR40,42,46 | 922 | .277 | .87 | .189 | .1 | .0 | .0 | 30.04 |
| 1845 MR45,48 | 791 | .232 | .49 | .181 | .1 | .1 | .0 | 29.33 |
| 1850 MR50 | 398 | .124 | .44 | .79 | .1 | .0 | .0 | 31.16 |
| 1851 MR51 | 931 | .266 | .69 | .197 | .0 | .0 | .0 | 28.57 |
| 1853 MR53 | 215 | .66 | .19 | .47 | .0 | .0 | .0 | 30.70 |
| 1858 MR58 | 1162 | .361 | .116 | .245 | .0 | .0 | .0 | 31.07 |

(DEMOCRATIC)

U.S. SENATE WITH 29 OF 29 REPORTING
 (Vote for) 1 VOTES PERCENT VOTES PERCENT
 01 = CHIEF WANA DUBIE 131 6.19 03 = JASON KANDER 1,727 81.62
 02 = CORI BUSH 168 7.94 04 = ROBERT MACK 90 4.25

| | 01 | 02 | 03 | 04 |
|-------------------------------|----|----|-----|----|
| 1801 MR1,5,11,28 | 3 | 11 | 113 | 5 |
| 1802 MR2 | 0 | 1 | 2 | 0 |
| 1803 MR3,4 | 5 | 13 | 94 | 1 |
| 1806 MR6,37,49 | 4 | 4 | 67 | 6 |
| 1807 MR7 | 4 | 4 | 32 | 1 |
| 1808 MR8,12,15,24,33,41,47,54 | 16 | 15 | 133 | 8 |
| 1809 MR9,29,43 | 3 | 4 | 58 | 4 |
| 1810 MR10,17,23 | 4 | 6 | 81 | 3 |
| 1813 MR13,52,55 | 3 | 3 | 123 | 8 |
| 1814 MR14 | 3 | 2 | 23 | 0 |
| 1816 MR16 | 4 | 4 | 64 | 1 |
| 1818 MR18,20 | 8 | 5 | 57 | 5 |
| 1819 MR19,22 | 13 | 10 | 99 | 5 |
| 1821 MR21,57 | 1 | 2 | 22 | 0 |
| 1825 MR25,44 | 5 | 2 | 93 | 5 |
| 1826 MR26,36 | 3 | 12 | 70 | 7 |
| 1827 MR27 | 10 | 15 | 104 | 3 |
| 1830 MR30,35 | 10 | 4 | 92 | 6 |
| 1831 MR31 | 0 | 0 | 0 | 0 |
| 1832 MR32 | 0 | 1 | 10 | 0 |
| 1834 MR34 | 4 | 4 | 35 | 2 |
| 1838 MR38 | 2 | 7 | 44 | 4 |
| 1839 MR39,56 | 2 | 4 | 19 | 2 |
| 1840 MR40,42,46 | 5 | 6 | 70 | 2 |
| 1845 MR45,48 | 4 | 7 | 31 | 4 |
| 1850 MR50 | 3 | 2 | 37 | 0 |
| 1851 MR51 | 3 | 7 | 54 | 2 |
| 1853 MR53 | 0 | 1 | 15 | 2 |
| 1858 MR58 | 9 | 12 | 85 | 4 |

(DEMOCRATIC)

U.S. REPRESENTATIVE DISTRICT 2 WITH 29 OF 29 REPORTING
 (Vote for) 1 VOTES PERCENT
 01 = BILL OTTO 1,960 100.00

| | 01 |
|-------------------------------|-----|
| 1801 MR1,5,11,28 | 119 |
| 1802 MR2 | 3 |
| 1803 MR3,4 | 110 |
| 1806 MR6,37,49 | 79 |
| 1807 MR7 | 39 |
| 1808 MR8,12,15,24,33,41,47,54 | 152 |
| 1809 MR9,29,43 | 65 |
| 1810 MR10,17,23 | 84 |
| 1813 MR13,52,55 | 112 |
| 1814 MR14 | 26 |
| 1816 MR16 | 73 |
| 1818 MR18,20 | 75 |
| 1819 MR19,22 | 114 |
| 1821 MR21,57 | 22 |
| 1825 MR25,44 | 102 |
| 1826 MR26,36 | 84 |
| 1827 MR27 | 130 |
| 1830 MR30,35 | 105 |
| 1831 MR31 | 0 |
| 1832 MR32 | 9 |
| 1834 MR34 | 41 |
| 1838 MR38 | 54 |
| 1839 MR39,56 | 26 |
| 1840 MR40,42,46 | 71 |

1845 MR45,48 46
 1850 MR50 38
 1851 MR51 63
 1853 MR53 14
 1858 MR58 104

| (DEMOCRATIC) | | VOTES PERCENT | | WITH 29 OF 29 REPORTING | | VOTES PERCENT | |
|----------------------------------|---|---------------|-------|-------------------------|----|---------------|------|
| GOVERNOR | | | | | | | |
| (Vote for) 1 | | | | | | | |
| 01 = LEONARD JOSEPH STEINMAN, II | | 66 | 3.07 | 03 = ERIC MORRISON | | 93 | 4.32 |
| 02 = CHRIS KOSTER | | 1,916 | 89.07 | 04 = CHARLES B. WHEELER | | 76 | 3.53 |
| | | 01 | 02 | 03 | 04 | | |
| 1801 MR1,5,11,28 | 4 | 123 | 5 | 1 | | | |
| 1802 MR2 | 0 | 2 | 0 | 1 | | | |
| 1803 MR3,4 | 4 | 106 | 0 | 3 | | | |
| 1806 MR6,37,49 | 3 | 75 | 4 | 2 | | | |
| 1807 MR7 | 0 | 37 | 2 | 2 | | | |
| 1808 MR8,12,15,24,33,41,47,54 | 7 | 150 | 6 | 9 | | | |
| 1809 MR9,29,43 | 0 | 64 | 3 | 3 | | | |
| 1810 MR10,17,23 | 5 | 84 | 1 | 5 | | | |
| 1813 MR13,52,55 | 4 | 124 | 5 | 6 | | | |
| 1814 MR14 | 1 | 27 | 1 | 0 | | | |
| 1816 MR16 | 1 | 70 | 1 | 3 | | | |
| 1818 MR18,20 | 4 | 69 | 3 | 4 | | | |
| 1819 MR19,22 | 3 | 113 | 7 | 5 | | | |
| 1821 MR21,57 | 0 | 25 | 0 | 0 | | | |
| 1825 MR25,44 | 1 | 97 | 5 | 3 | | | |
| 1826 MR26,36 | 3 | 84 | 4 | 4 | | | |
| 1827 MR27 | 4 | 116 | 12 | 5 | | | |
| 1830 MR30,35 | 4 | 99 | 9 | 3 | | | |
| 1831 MR31 | 0 | 0 | 0 | 0 | | | |
| 1832 MR32 | 2 | 9 | 0 | 0 | | | |
| 1834 MR34 | 0 | 36 | 4 | 1 | | | |
| 1838 MR38 | 3 | 50 | 3 | 1 | | | |
| 1839 MR39,56 | 1 | 25 | 1 | 2 | | | |
| 1840 MR40,42,46 | 3 | 78 | 3 | 2 | | | |
| 1845 MR45,48 | 2 | 41 | 4 | 1 | | | |
| 1850 MR50 | 1 | 39 | 1 | 1 | | | |
| 1851 MR51 | 1 | 62 | 1 | 4 | | | |
| 1853 MR53 | 1 | 18 | 0 | 0 | | | |
| 1858 MR58 | 4 | 93 | 8 | 5 | | | |

| (DEMOCRATIC) | | VOTES PERCENT | | WITH 29 OF 29 REPORTING | | VOTES PERCENT | |
|-------------------------------|----|---------------|-------|--------------------------|--|---------------|------|
| LIEUTENANT GOVERNOR | | | | | | | |
| (Vote for) 1 | | | | | | | |
| 01 = WINSTON APPLE | | 177 | 8.29 | 03 = TOMMIE PIERSON, SR. | | 127 | 5.95 |
| 02 = RUSS CARNAHAN | | 1,832 | 85.77 | | | | |
| | | 01 | 02 | 03 | | | |
| 1801 MR1,5,11,28 | 7 | 119 | 6 | | | | |
| 1802 MR2 | 0 | 2 | 1 | | | | |
| 1803 MR3,4 | 10 | 91 | 11 | | | | |
| 1806 MR6,37,49 | 7 | 70 | 7 | | | | |
| 1807 MR7 | 3 | 37 | 1 | | | | |
| 1808 MR8,12,15,24,33,41,47,54 | 18 | 140 | 9 | | | | |
| 1809 MR9,29,43 | 3 | 63 | 5 | | | | |
| 1810 MR10,17,23 | 5 | 85 | 4 | | | | |
| 1813 MR13,52,55 | 6 | 129 | 4 | | | | |
| 1814 MR14 | 0 | 27 | 1 | | | | |
| 1816 MR16 | 4 | 65 | 7 | | | | |
| 1818 MR18,20 | 3 | 71 | 4 | | | | |
| 1819 MR19,22 | 14 | 104 | 11 | | | | |
| 1821 MR21,57 | 0 | 23 | 2 | | | | |
| 1825 MR25,44 | 9 | 93 | 6 | | | | |
| 1826 MR26,36 | 7 | 78 | 5 | | | | |
| 1827 MR27 | 13 | 113 | 12 | | | | |
| 1830 MR30,35 | 16 | 95 | 3 | | | | |
| 1831 MR31 | 0 | 0 | 0 | | | | |
| 1832 MR32 | 0 | 10 | 1 | | | | |
| 1834 MR34 | 5 | 35 | 4 | | | | |
| 1838 MR38 | 3 | 52 | 2 | | | | |
| 1839 MR39,56 | 3 | 24 | 2 | | | | |
| 1840 MR40,42,46 | 7 | 73 | 1 | | | | |
| 1845 MR45,48 | 12 | 32 | 3 | | | | |
| 1850 MR50 | 2 | 37 | 4 | | | | |
| 1851 MR51 | 4 | 61 | 2 | | | | |
| 1853 MR53 | 0 | 16 | 1 | | | | |
| 1858 MR58 | 16 | 87 | 8 | | | | |

| (DEMOCRATIC) | | VOTES PERCENT | | WITH 29 OF 29 REPORTING | | VOTES PERCENT | |
|-------------------------------|----|---------------|-------|-------------------------|--|---------------|------|
| SECRETARY OF STATE | | | | | | | |
| (Vote for) 1 | | | | | | | |
| 01 = BILL CLINTON YOUNG | | 226 | 10.90 | 03 = MD RABBI ALAM | | 178 | 8.59 |
| 02 = ROBIN SMITH | | 1,669 | 80.51 | | | | |
| | | 01 | 02 | 03 | | | |
| 1801 MR1,5,11,28 | 11 | 108 | 7 | | | | |
| 1802 MR2 | 0 | 3 | 0 | | | | |
| 1803 MR3,4 | 9 | 84 | 18 | | | | |
| 1806 MR6,37,49 | 9 | 62 | 6 | | | | |
| 1807 MR7 | 7 | 32 | 0 | | | | |
| 1808 MR8,12,15,24,33,41,47,54 | 24 | 135 | 9 | | | | |
| 1809 MR9,29,43 | 6 | 53 | 11 | | | | |
| 1810 MR10,17,23 | 10 | 72 | 10 | | | | |
| 1813 MR13,52,55 | 12 | 111 | 10 | | | | |
| 1814 MR14 | 2 | 26 | 0 | | | | |
| 1816 MR16 | 11 | 58 | 7 | | | | |
| 1818 MR18,20 | 5 | 61 | 11 | | | | |
| 1819 MR19,22 | 15 | 107 | 7 | | | | |
| 1821 MR21,57 | 2 | 23 | 0 | | | | |
| 1825 MR25,44 | 14 | 69 | 15 | | | | |
| 1826 MR26,36 | 10 | 73 | 6 | | | | |
| 1827 MR27 | 16 | 109 | 4 | | | | |
| 1830 MR30,35 | 14 | 80 | 15 | | | | |
| 1831 MR31 | 0 | 0 | 0 | | | | |
| 1832 MR32 | 1 | 9 | 1 | | | | |
| 1834 MR34 | 12 | 27 | 4 | | | | |

| | | | | |
|------|------------|---|----|---|
| 1838 | MR38 | 4 | 49 | 4 |
| 1839 | MR39,56 | 2 | 23 | 1 |
| 1840 | MR40,42,46 | 6 | 69 | 6 |
| 1845 | MR45,48 | 7 | 33 | 8 |
| 1850 | MR50 | 1 | 37 | 3 |
| 1851 | MR51 | 8 | 45 | 9 |
| 1853 | MR53 | 0 | 16 | 1 |
| 1858 | MR58 | 8 | 95 | 5 |

(DEMOCRATIC)

WITH 29 OF 29 REPORTING

| STATE TREASURER | VOTES | PERCENT |
|--------------------|-------|---------|
| (Vote for) 1 | | |
| 01 = PAT CONTRERAS | 1,009 | 50.58 |
| 02 = JUDY BAKER | 986 | 49.42 |

01 02

| | | | |
|------|--------------------------|----|----|
| 1801 | MR1,5,11,28 | 59 | 65 |
| 1802 | MR2 | 2 | 1 |
| 1803 | MR3,4 | 56 | 51 |
| 1806 | MR6,37,49 | 48 | 28 |
| 1807 | MR7 | 21 | 17 |
| 1808 | MR8,12,15,24,33,41,47,54 | 82 | 79 |
| 1809 | MR9,29,43 | 34 | 33 |
| 1810 | MR10,17,23 | 36 | 53 |
| 1813 | MR13,52,55 | 66 | 63 |
| 1814 | MR14 | 15 | 12 |
| 1816 | MR16 | 37 | 33 |
| 1818 | MR18,20 | 32 | 38 |
| 1819 | MR19,22 | 57 | 66 |
| 1821 | MR21,57 | 11 | 13 |
| 1825 | MR25,44 | 63 | 31 |
| 1826 | MR26,36 | 47 | 39 |
| 1827 | MR27 | 68 | 61 |
| 1830 | MR30,35 | 49 | 58 |
| 1831 | MR31 | 0 | 0 |
| 1832 | MR32 | 7 | 3 |
| 1834 | MR34 | 19 | 22 |
| 1838 | MR38 | 30 | 25 |
| 1839 | MR39,56 | 16 | 10 |
| 1840 | MR40,42,46 | 38 | 38 |
| 1845 | MR45,48 | 16 | 28 |
| 1850 | MR50 | 14 | 23 |
| 1851 | MR51 | 24 | 36 |
| 1853 | MR53 | 8 | 8 |
| 1858 | MR58 | 54 | 52 |

(DEMOCRATIC)

WITH 29 OF 29 REPORTING

| ATTORNEY GENERAL | VOTES | PERCENT |
|---------------------|-------|---------|
| (Vote for) 1 | | |
| 01 = JAKE ZIMMERMAN | 1,429 | 66.87 |
| 02 = TERESA HENSLEY | 708 | 33.13 |

01 02

| | | | |
|------|--------------------------|-----|----|
| 1801 | MR1,5,11,28 | 83 | 48 |
| 1802 | MR2 | 2 | 1 |
| 1803 | MR3,4 | 76 | 36 |
| 1806 | MR6,37,49 | 51 | 32 |
| 1807 | MR7 | 28 | 12 |
| 1808 | MR8,12,15,24,33,41,47,54 | 113 | 58 |
| 1809 | MR9,29,43 | 38 | 30 |
| 1810 | MR10,17,23 | 66 | 30 |
| 1813 | MR13,52,55 | 121 | 17 |
| 1814 | MR14 | 21 | 7 |
| 1816 | MR16 | 60 | 16 |
| 1818 | MR18,20 | 59 | 19 |
| 1819 | MR19,22 | 84 | 46 |
| 1821 | MR21,57 | 16 | 8 |
| 1825 | MR25,44 | 69 | 38 |
| 1826 | MR26,36 | 58 | 33 |
| 1827 | MR27 | 85 | 52 |
| 1830 | MR30,35 | 67 | 46 |
| 1831 | MR31 | 0 | 0 |
| 1832 | MR32 | 10 | 1 |
| 1834 | MR34 | 20 | 23 |
| 1838 | MR38 | 39 | 18 |
| 1839 | MR39,56 | 19 | 9 |
| 1840 | MR40,42,46 | 51 | 33 |
| 1845 | MR45,48 | 27 | 21 |
| 1850 | MR50 | 38 | 6 |
| 1851 | MR51 | 52 | 13 |
| 1853 | MR53 | 12 | 7 |
| 1858 | MR58 | 64 | 48 |

(DEMOCRATIC)

WITH 8 OF 8 REPORTING

| STATE SENATOR DISTRICT 15 | VOTES | PERCENT |
|---------------------------|-------|---------|
| (Vote for) 1 | | |
| 01 = MARK G. BOYKO | 365 | 47.22 |
| 02 = STEPHEN EAGLETON | 408 | 52.78 |

01 02

| | | | |
|------|--------------------------|----|----|
| 1801 | MR1,5,11,28 | 71 | 56 |
| 1806 | MR6,37,49 | 39 | 40 |
| 1807 | MR7 | 12 | 24 |
| 1808 | MR8,12,15,24,33,41,47,54 | 66 | 95 |
| 1819 | MR19,22 | 55 | 62 |
| 1821 | MR21,57 | 10 | 13 |
| 1827 | MR27 | 58 | 69 |
| 1858 | MR58 | 54 | 49 |

(DEMOCRATIC)

WITH 1 OF 1 REPORTING

| STATE REPRESENTATIVE DISTRICT 70 | VOTES | PERCENT |
|----------------------------------|-------|---------|
| (Vote for) 1 | | |
| 01 = BYRON DeLEAR | 50 | 100.00 |

01

1838 MR38 50

(DEMOCRATIC)

VOTES PERCENT WITH 1 OF 1 REPORTING

STATE REPRESENTATIVE DISTRICT 88
(Vote for) 1
01 = TRACY McCREERY

0

01

1831 MR31 0

(DEMOCRATIC)

VOTES PERCENT WITH 20 OF 20 REPORTING

STATE REPRESENTATIVE DISTRICT 89
(Vote for) 1
01 = JACK SCHILLIGO

1,454 100.00

01

1801 MR1,5,11,28 117
1802 MR2 3
1803 MR3,4 101
1806 MR6,37,49 76
1807 MR7 36
1808 MR8,12,15,24,33,41,47,54 145
1809 MR9,29,43 57
1810 MR10,17,23 83
1813 MR13,52,55 106
1818 MR18,20 69
1819 MR19,22 110
1825 MR25,44 91
1826 MR26,36 79
1827 MR27 126
1834 MR34 39
1839 MR39,56 23
1840 MR40,42,46 66
1845 MR45,48 42
1850 MR50 31
1851 MR51 54

(DEMOCRATIC)

VOTES PERCENT WITH 4 OF 4 REPORTING

STATE REPRESENTATIVE DISTRICT 99
(Vote for) 1
01 = WILLIAM H. (BILL) PINKSTON

240 100.00

01

1814 MR14 21
1821 MR21,57 21
1830 MR30,35 102
1858 MR58 96

(DEMOCRATIC)

VOTES PERCENT WITH 3 OF 3 REPORTING

STATE REPRESENTATIVE DISTRICT 100
(Vote for) 1
01 = NO CANDIDATE FILED

0

01

1816 MR16 0
1832 MR32 0
1853 MR53 0

(DEMOCRATIC)

VOTES PERCENT WITH 29 OF 29 REPORTING

COMMITTEEMAN MISSOURI RIVER TOWNSHIP
(Vote for) 1
01 = AL GERBER
02 = INVALID WRITE-IN

1,832 99.03
18 .97

01 02

1801 MR1,5,11,28 110 2
1802 MR2 3 0
1803 MR3,4 101 1
1806 MR6,37,49 74 0
1807 MR7 36 0
1808 MR8,12,15,24,33,41,47,54 145 0
1809 MR9,29,43 60 0
1810 MR10,17,23 85 1
1813 MR13,52,55 109 1
1814 MR14 23 0
1816 MR16 65 0
1818 MR18,20 72 0
1819 MR19,22 108 4
1821 MR21,57 21 0
1825 MR25,44 96 2
1826 MR26,36 80 1
1827 MR27 122 0
1830 MR30,35 101 0
1831 MR31 0 0
1832 MR32 9 0
1834 MR34 33 0
1838 MR38 48 0
1839 MR39,56 25 0
1840 MR40,42,46 69 1
1845 MR45,48 43 0
1850 MR50 32 0
1851 MR51 57 0
1853 MR53 15 0
1858 MR58 90 5

(DEMOCRATIC)

VOTES PERCENT WITH 29 OF 29 REPORTING

COMMITTEEWOMAN MISSOURI RIVER TOWNSHIP
(Vote for) 1
01 = ASMA F. RAZA
02 = INVALID WRITE-IN

1,796 99.12
16 .88

| | | 01 | 02 |
|------|--------------------------|-----|----|
| 1801 | MR1,5,11,28 | 111 | 1 |
| 1802 | MR2 | 3 | 0 |
| 1803 | MR3,4 | 102 | 0 |
| 1806 | MR6,37,49 | 73 | 0 |
| 1807 | MR7 | 33 | 0 |
| 1808 | MR8,12,15,24,33,41,47,54 | 144 | 0 |
| 1809 | MR9,29,43 | 58 | 0 |
| 1810 | MR10,17,23 | 84 | 1 |
| 1813 | MR13,52,55 | 106 | 0 |
| 1814 | MR14 | 24 | 0 |
| 1816 | MR16 | 66 | 0 |
| 1818 | MR18,20 | 66 | 0 |
| 1819 | MR19,22 | 108 | 2 |
| 1821 | MR21,57 | 20 | 0 |
| 1825 | MR25,44 | 95 | 0 |
| 1826 | MR26,36 | 76 | 2 |
| 1827 | MR27 | 121 | 0 |
| 1830 | MR30,35 | 98 | 0 |
| 1831 | MR31 | 0 | 0 |
| 1832 | MR32 | 10 | 0 |
| 1834 | MR34 | 33 | 0 |
| 1838 | MR38 | 43 | 3 |
| 1839 | MR39,56 | 24 | 0 |
| 1840 | MR40,42,46 | 67 | 2 |
| 1845 | MR45,48 | 41 | 1 |
| 1850 | MR50 | 30 | 1 |
| 1851 | MR51 | 56 | 0 |
| 1853 | MR53 | 15 | 0 |
| 1858 | MR58 | 89 | 3 |

| (REPUBLICAN) | | VOTES PERCENT | | WITH 29 OF 29 REPORTING | | VOTES PERCENT | |
|---------------|------------------|---------------|-------|-------------------------|-------------------|---------------|------|
| U.S. SENATE | | | | | | | |
| (Vote for) 1 | | | | | | | |
| 01 | = ROY BLUNT | 5,168 | 84.14 | 03 | = BERNIE MOWINSKI | 102 | 1.66 |
| 02 | = KRISTI NICHOLS | 724 | 11.79 | 04 | = RYAN D. LUETHY | 148 | 2.41 |

| | | 01 | 02 | 03 | 04 |
|------|--------------------------|-----|----|----|----|
| 1801 | MR1,5,11,28 | 381 | 61 | 6 | 8 |
| 1802 | MR2 | 14 | 3 | 1 | 0 |
| 1803 | MR3,4 | 343 | 21 | 3 | 3 |
| 1806 | MR6,37,49 | 402 | 50 | 5 | 8 |
| 1807 | MR7 | 101 | 21 | 3 | 6 |
| 1808 | MR8,12,15,24,33,41,47,54 | 330 | 51 | 6 | 10 |
| 1809 | MR9,29,43 | 232 | 28 | 1 | 5 |
| 1810 | MR10,17,23 | 101 | 11 | 4 | 4 |
| 1813 | MR13,52,55 | 217 | 30 | 8 | 7 |
| 1814 | MR14 | 61 | 4 | 1 | 2 |
| 1816 | MR16 | 197 | 14 | 3 | 7 |
| 1818 | MR18,20 | 184 | 25 | 7 | 2 |
| 1819 | MR19,22 | 273 | 37 | 8 | 4 |
| 1821 | MR21,57 | 99 | 13 | 2 | 7 |
| 1825 | MR25,44 | 384 | 47 | 3 | 6 |
| 1826 | MR26,36 | 191 | 35 | 3 | 8 |
| 1827 | MR27 | 387 | 70 | 8 | 17 |
| 1830 | MR30,35 | 174 | 37 | 7 | 3 |
| 1831 | MR31 | 2 | 0 | 1 | 0 |
| 1832 | MR32 | 38 | 0 | 0 | 2 |
| 1834 | MR34 | 111 | 11 | 0 | 4 |
| 1838 | MR38 | 88 | 16 | 3 | 7 |
| 1839 | MR39,56 | 121 | 16 | 0 | 3 |
| 1840 | MR40,42,46 | 151 | 18 | 7 | 5 |
| 1845 | MR45,48 | 147 | 17 | 3 | 7 |
| 1850 | MR50 | 54 | 20 | 1 | 3 |
| 1851 | MR51 | 152 | 30 | 3 | 5 |
| 1853 | MR53 | 41 | 2 | 1 | 1 |
| 1858 | MR58 | 192 | 36 | 4 | 4 |

| (REPUBLICAN) | | VOTES PERCENT | | WITH 29 OF 29 REPORTING | |
|--------------------------------|--------------|---------------|-------|-------------------------|--|
| U.S. REPRESENTATIVE DISTRICT 2 | | | | | |
| (Vote for) 1 | | | | | |
| 01 | = ANN WAGNER | 5,336 | 86.91 | | |
| 02 | = GREG SEARS | 804 | 13.09 | | |

| | | 01 | 02 |
|------|--------------------------|-----|----|
| 1801 | MR1,5,11,28 | 400 | 56 |
| 1802 | MR2 | 16 | 1 |
| 1803 | MR3,4 | 327 | 40 |
| 1806 | MR6,37,49 | 406 | 61 |
| 1807 | MR7 | 111 | 20 |
| 1808 | MR8,12,15,24,33,41,47,54 | 345 | 48 |
| 1809 | MR9,29,43 | 224 | 41 |
| 1810 | MR10,17,23 | 98 | 22 |
| 1813 | MR13,52,55 | 233 | 31 |
| 1814 | MR14 | 58 | 9 |
| 1816 | MR16 | 187 | 31 |
| 1818 | MR18,20 | 183 | 33 |
| 1819 | MR19,22 | 275 | 48 |
| 1821 | MR21,57 | 107 | 15 |
| 1825 | MR25,44 | 393 | 51 |
| 1826 | MR26,36 | 213 | 22 |
| 1827 | MR27 | 422 | 65 |
| 1830 | MR30,35 | 187 | 34 |
| 1831 | MR31 | 3 | 1 |
| 1832 | MR32 | 36 | 3 |
| 1834 | MR34 | 111 | 14 |
| 1838 | MR38 | 95 | 19 |
| 1839 | MR39,56 | 125 | 15 |
| 1840 | MR40,42,46 | 147 | 31 |
| 1845 | MR45,48 | 157 | 19 |
| 1850 | MR50 | 67 | 10 |
| 1851 | MR51 | 161 | 28 |
| 1853 | MR53 | 42 | 3 |
| 1858 | MR58 | 207 | 33 |

| (REPUBLICAN) | | VOTES PERCENT | | WITH 29 OF 29 REPORTING | | VOTES PERCENT | |
|--------------|--|---------------|--|-------------------------|--|---------------|--|
| GOVERNOR | | | | | | | |

(Vote for) 1
 01 = CATHERINE HANAWAY 1,715 27.06 03 = JOHN BRUNNER 1,801 28.42
 02 = ERIC GREITENS 1,843 29.08 04 = PETER D. KINDER 978 15.43

| | 01 | 02 | 03 | 04 |
|-------------------------------|-----|-----|-----|----|
| 1801 MR1,5,11,28 | 124 | 141 | 142 | 70 |
| 1802 MR2 | 7 | 3 | 3 | 5 |
| 1803 MR3,4 | 93 | 113 | 107 | 61 |
| 1806 MR6,37,49 | 151 | 138 | 153 | 44 |
| 1807 MR7 | 36 | 47 | 40 | 11 |
| 1808 MR8,12,15,24,33,41,47,54 | 112 | 117 | 117 | 66 |
| 1809 MR9,29,43 | 48 | 105 | 74 | 52 |
| 1810 MR10,17,23 | 25 | 36 | 37 | 29 |
| 1813 MR13,52,55 | 87 | 78 | 53 | 49 |
| 1814 MR14 | 25 | 11 | 13 | 19 |
| 1816 MR16 | 57 | 62 | 67 | 39 |
| 1818 MR18,20 | 44 | 66 | 59 | 55 |
| 1819 MR19,22 | 95 | 100 | 85 | 48 |
| 1821 MR21,57 | 38 | 40 | 30 | 16 |
| 1825 MR25,44 | 126 | 129 | 144 | 57 |
| 1826 MR26,36 | 79 | 70 | 52 | 42 |
| 1827 MR27 | 156 | 149 | 128 | 64 |
| 1830 MR30,35 | 61 | 57 | 54 | 54 |
| 1831 MR31 | 0 | 2 | 2 | 0 |
| 1832 MR32 | 13 | 15 | 7 | 5 |
| 1834 MR34 | 23 | 23 | 76 | 10 |
| 1838 MR38 | 27 | 36 | 32 | 22 |
| 1839 MR39,56 | 43 | 35 | 41 | 24 |
| 1840 MR40,42,46 | 48 | 62 | 60 | 17 |
| 1845 MR45,48 | 51 | 57 | 45 | 28 |
| 1850 MR50 | 27 | 17 | 23 | 12 |
| 1851 MR51 | 41 | 73 | 60 | 23 |
| 1853 MR53 | 16 | 12 | 11 | 8 |
| 1858 MR58 | 62 | 49 | 86 | 48 |

(REPUBLICAN)

LIEUTENANT GOVERNOR
 (Vote for) 1
 01 = ARNIE C. AC DIENOFF 314 5.39
 02 = BEV RANGLES 2,969 51.00 03 = MIKE PARSON 2,538 43.60

| | 01 | 02 | 03 |
|-------------------------------|----|-----|-----|
| 1801 MR1,5,11,28 | 18 | 240 | 172 |
| 1802 MR2 | 2 | 9 | 7 |
| 1803 MR3,4 | 16 | 176 | 152 |
| 1806 MR6,37,49 | 30 | 235 | 179 |
| 1807 MR7 | 12 | 61 | 53 |
| 1808 MR8,12,15,24,33,41,47,54 | 22 | 196 | 156 |
| 1809 MR9,29,43 | 9 | 141 | 104 |
| 1810 MR10,17,23 | 4 | 55 | 54 |
| 1813 MR13,52,55 | 17 | 126 | 109 |
| 1814 MR14 | 5 | 24 | 35 |
| 1816 MR16 | 4 | 103 | 106 |
| 1818 MR18,20 | 8 | 106 | 88 |
| 1819 MR19,22 | 15 | 158 | 128 |
| 1821 MR21,57 | 6 | 51 | 62 |
| 1825 MR25,44 | 27 | 220 | 173 |
| 1826 MR26,36 | 12 | 106 | 106 |
| 1827 MR27 | 18 | 220 | 217 |
| 1830 MR30,35 | 10 | 93 | 109 |
| 1831 MR31 | 0 | 2 | 1 |
| 1832 MR32 | 6 | 21 | 12 |
| 1834 MR34 | 7 | 60 | 49 |
| 1838 MR38 | 4 | 53 | 53 |
| 1839 MR39,56 | 8 | 74 | 48 |
| 1840 MR40,42,46 | 13 | 86 | 67 |
| 1845 MR45,48 | 12 | 74 | 77 |
| 1850 MR50 | 0 | 42 | 32 |
| 1851 MR51 | 14 | 93 | 78 |
| 1853 MR53 | 3 | 23 | 17 |
| 1858 MR58 | 12 | 121 | 94 |

(REPUBLICAN)

SECRETARY OF STATE
 (Vote for) 1
 01 = WILL KRAUS 1,708 28.21
 02 = JOHN (JAY) ASHCROFT 4,123 68.10 03 = ROI CHINN 223 3.68

| | 01 | 02 | 03 |
|-------------------------------|-----|-----|----|
| 1801 MR1,5,11,28 | 115 | 319 | 16 |
| 1802 MR2 | 5 | 12 | 1 |
| 1803 MR3,4 | 84 | 272 | 9 |
| 1806 MR6,37,49 | 147 | 299 | 9 |
| 1807 MR7 | 34 | 91 | 5 |
| 1808 MR8,12,15,24,33,41,47,54 | 106 | 271 | 9 |
| 1809 MR9,29,43 | 76 | 182 | 10 |
| 1810 MR10,17,23 | 44 | 65 | 9 |
| 1813 MR13,52,55 | 61 | 185 | 17 |
| 1814 MR14 | 15 | 47 | 4 |
| 1816 MR16 | 69 | 145 | 5 |
| 1818 MR18,20 | 49 | 153 | 11 |
| 1819 MR19,22 | 99 | 214 | 7 |
| 1821 MR21,57 | 41 | 75 | 4 |
| 1825 MR25,44 | 117 | 299 | 15 |
| 1826 MR26,36 | 72 | 149 | 13 |
| 1827 MR27 | 125 | 326 | 23 |
| 1830 MR30,35 | 73 | 137 | 11 |
| 1831 MR31 | 1 | 2 | 0 |
| 1832 MR32 | 14 | 23 | 1 |
| 1834 MR34 | 34 | 83 | 4 |
| 1838 MR38 | 33 | 74 | 6 |
| 1839 MR39,56 | 37 | 95 | 3 |
| 1840 MR40,42,46 | 51 | 120 | 7 |
| 1845 MR45,48 | 45 | 122 | 4 |
| 1850 MR50 | 23 | 50 | 3 |
| 1851 MR51 | 65 | 113 | 10 |
| 1853 MR53 | 9 | 36 | 1 |
| 1858 MR58 | 64 | 164 | 6 |

(REPUBLICAN)

WITH 29 OF 29 REPORTING

| | | VOTES | PERCENT |
|-------------------------------|-------|-------|---------|
| STATE TREASURER | | | |
| (Vote for) 1 | | | |
| 01 = ERIC SCHMITT | | 5,571 | 100.00 |
| | ----- | | |
| | 01 | | |
| | ----- | | |
| 1801 MR1,5,11,28 | | 417 | |
| 1802 MR2 | | 17 | |
| 1803 MR3,4 | | 332 | |
| 1806 MR6,37,49 | | 418 | |
| 1807 MR7 | | 123 | |
| 1808 MR8,12,15,24,33,41,47,54 | | 348 | |
| 1809 MR9,29,43 | | 242 | |
| 1810 MR10,17,23 | | 96 | |
| 1813 MR13,52,55 | | 240 | |
| 1814 MR14 | | 64 | |
| 1816 MR16 | | 200 | |
| 1818 MR18,20 | | 190 | |
| 1819 MR19,22 | | 294 | |
| 1821 MR21,57 | | 117 | |
| 1825 MR25,44 | | 397 | |
| 1826 MR26,36 | | 214 | |
| 1827 MR27 | | 456 | |
| 1830 MR30,35 | | 205 | |
| 1831 MR31 | | 2 | |
| 1832 MR32 | | 37 | |
| 1834 MR34 | | 118 | |
| 1838 MR38 | | 100 | |
| 1839 MR39,56 | | 127 | |
| 1840 MR40,42,46 | | 159 | |
| 1845 MR45,48 | | 151 | |
| 1850 MR50 | | 69 | |
| 1851 MR51 | | 174 | |
| 1853 MR53 | | 41 | |
| 1858 MR58 | | 223 | |

(REPUBLICAN)

WITH 29 OF 29 REPORTING

| | | VOTES | PERCENT |
|-------------------------------|-------|-------|---------|
| ATTORNEY GENERAL | | | |
| (Vote for) 1 | | | |
| 01 = JOSH HAWLEY | | 4,429 | 73.17 |
| 02 = KURT SCHAEFER | | 1,624 | 26.83 |
| | ----- | | |
| | 01 02 | | |
| | ----- | | |
| 1801 MR1,5,11,28 | | 337 | 114 |
| 1802 MR2 | | 15 | 3 |
| 1803 MR3,4 | | 267 | 96 |
| 1806 MR6,37,49 | | 363 | 100 |
| 1807 MR7 | | 79 | 47 |
| 1808 MR8,12,15,24,33,41,47,54 | | 274 | 116 |
| 1809 MR9,29,43 | | 187 | 85 |
| 1810 MR10,17,23 | | 79 | 38 |
| 1813 MR13,52,55 | | 196 | 61 |
| 1814 MR14 | | 52 | 16 |
| 1816 MR16 | | 159 | 60 |
| 1818 MR18,20 | | 156 | 55 |
| 1819 MR19,22 | | 231 | 85 |
| 1821 MR21,57 | | 80 | 41 |
| 1825 MR25,44 | | 307 | 120 |
| 1826 MR26,36 | | 177 | 55 |
| 1827 MR27 | | 330 | 149 |
| 1830 MR30,35 | | 161 | 57 |
| 1831 MR31 | | 1 | 2 |
| 1832 MR32 | | 31 | 9 |
| 1834 MR34 | | 90 | 35 |
| 1838 MR38 | | 92 | 22 |
| 1839 MR39,56 | | 108 | 28 |
| 1840 MR40,42,46 | | 137 | 40 |
| 1845 MR45,48 | | 133 | 38 |
| 1850 MR50 | | 56 | 19 |
| 1851 MR51 | | 135 | 54 |
| 1853 MR53 | | 29 | 17 |
| 1858 MR58 | | 167 | 62 |

(REPUBLICAN)

WITH 8 OF 8 REPORTING

| | | VOTES | PERCENT |
|-------------------------------|-------|-------|---------|
| STATE SENATOR DISTRICT 15 | | | |
| (Vote for) 1 | | | |
| 01 = ANDREW KOENIG | | 1,026 | 38.73 |
| 02 = RICK STREAM | | 1,623 | 61.27 |
| | ----- | | |
| | 01 02 | | |
| | ----- | | |
| 1801 MR1,5,11,28 | | 137 | 330 |
| 1806 MR6,37,49 | | 202 | 276 |
| 1807 MR7 | | 49 | 81 |
| 1808 MR8,12,15,24,33,41,47,54 | | 130 | 274 |
| 1819 MR19,22 | | 97 | 230 |
| 1821 MR21,57 | | 66 | 56 |
| 1827 MR27 | | 234 | 248 |
| 1858 MR58 | | 111 | 128 |

(REPUBLICAN)

WITH 1 OF 1 REPORTING

| | | VOTES | PERCENT |
|----------------------------------|-------|-------|---------|
| STATE REPRESENTATIVE DISTRICT 70 | | | |
| (Vote for) 1 | | | |
| 01 = ANDREW D. PURCELL | | 39 | 40.21 |
| 02 = MARK MATTHIESEN | | 58 | 59.79 |
| | ----- | | |
| | 01 02 | | |
| | ----- | | |
| 1838 MR38 | | 39 | 58 |

(REPUBLICAN)

WITH 1 OF 1 REPORTING

| | | VOTES | PERCENT |
|----------------------------------|-------|-------|---------|
| STATE REPRESENTATIVE DISTRICT 88 | | | |
| (Vote for) 1 | | | |
| 01 = NO CANDIDATE FILED | | 0 | |
| | ----- | | |
| | 01 | | |

1831 MR31 ----- 0

(REPUBLICAN)

VOTES PERCENT WITH 20 OF 20 REPORTING

STATE REPRESENTATIVE DISTRICT 89
(Vote for) 1
01 = DEAN PLOCHER

4,526 100.00

01

1801 MR1,5,11,28 407
1802 MR2 16
1803 MR3,4 331
1806 MR6,37,49 409
1807 MR7 119
1808 MR8,12,15,24,33,41,47,54 345
1809 MR9,29,43 241
1810 MR10,17,23 101
1813 MR13,52,55 239
1818 MR18,20 187
1819 MR19,22 285
1825 MR25,44 391
1826 MR26,36 212
1827 MR27 443
1834 MR34 110
1839 MR39,56 126
1840 MR40,42,46 162
1845 MR45,48 161
1850 MR50 67
1851 MR51 174

(REPUBLICAN)

VOTES PERCENT WITH 4 OF 4 REPORTING

VOTES PERCENT

STATE REPRESENTATIVE DISTRICT 99
(Vote for) 1
01 = RICHARD LaVIOLETTE
02 = PHILIP OEHLERKING

100 16.64
183 30.45

03 = JEAN EVANS
04 = NICHOLAS GERTH

229 38.10
89 14.81

01 02 03 04

1814 MR14 8 17 27 11
1821 MR21,57 17 29 48 17
1830 MR30,35 30 77 64 38
1858 MR58 45 60 90 23

(REPUBLICAN)

VOTES PERCENT WITH 3 OF 3 REPORTING

STATE REPRESENTATIVE DISTRICT 100
(Vote for) 1
01 = MIKE ALLEN
02 = DEREK GRIER

155 53.08
137 46.92

01 02

1816 MR16 98 115
1832 MR32 21 14
1853 MR53 36 8

(REPUBLICAN)

VOTES PERCENT WITH 29 OF 29 REPORTING

COMMITTEEMAN MISSOURI RIVER TOWNSHIP
(Vote for) 1
01 = MARK E. DUNN
02 = INVALID WRITE-IN

5,191 99.25
39 .75

01 02

1801 MR1,5,11,28 389 1
1802 MR2 14 0
1803 MR3,4 310 4
1806 MR6,37,49 408 2
1807 MR7 112 1
1808 MR8,12,15,24,33,41,47,54 333 3
1809 MR9,29,43 237 2
1810 MR10,17,23 99 1
1813 MR13,52,55 228 0
1814 MR14 53 0
1816 MR16 186 1
1818 MR18,20 173 4
1819 MR19,22 270 3
1821 MR21,57 101 1
1825 MR25,44 365 4
1826 MR26,36 198 0
1827 MR27 417 2
1830 MR30,35 191 3
1831 MR31 3 0
1832 MR32 35 0
1834 MR34 105 2
1838 MR38 91 0
1839 MR39,56 124 0
1840 MR40,42,46 154 1
1845 MR45,48 145 0
1850 MR50 60 1
1851 MR51 164 2
1853 MR53 39 0
1858 MR58 187 1

(REPUBLICAN)

VOTES PERCENT WITH 29 OF 29 REPORTING

COMMITTEEWOMAN MISSOURI RIVER TOWNSHIP
(Vote for) 1
01 = MARY JANE JOKERST
02 = INVALID WRITE-IN

5,188 99.37
33 .63

01 02

1801 MR1,5,11,28 393 1
1802 MR2 14 0
1803 MR3,4 310 2
1806 MR6,37,49 404 2
1807 MR7 113 0

| | | | |
|------|--------------------------|-----|---|
| 1808 | MR8,12,15,24,33,41,47,54 | 330 | 1 |
| 1809 | MR9,29,43 | 235 | 2 |
| 1810 | MR10,17,23 | 99 | 1 |
| 1813 | MR13,52,55 | 228 | 0 |
| 1814 | MR14 | 51 | 0 |
| 1816 | MR16 | 187 | 1 |
| 1818 | MR18,20 | 170 | 4 |
| 1819 | MR19,22 | 267 | 3 |
| 1821 | MR21,57 | 102 | 0 |
| 1825 | MR25,44 | 369 | 1 |
| 1826 | MR26,36 | 201 | 1 |
| 1827 | MR27 | 419 | 2 |
| 1830 | MR30,35 | 191 | 3 |
| 1831 | MR31 | 3 | 0 |
| 1832 | MR32 | 35 | 0 |
| 1834 | MR34 | 105 | 1 |
| 1838 | MR38 | 91 | 0 |
| 1839 | MR39,56 | 126 | 0 |
| 1840 | MR40,42,46 | 151 | 3 |
| 1845 | MR45,48 | 145 | 0 |
| 1850 | MR50 | 60 | 2 |
| 1851 | MR51 | 163 | 1 |
| 1853 | MR53 | 40 | 0 |
| 1858 | MR58 | 186 | 2 |

(LIBERTARIAN)

VOTES PERCENT WITH 29 OF 29 REPORTING

U.S. SENATE
 (Vote for) 1
 01 = JONATHAN DINE 17 73.91
 02 = HERSCHEL L. YOUNG 6 26.09

 01 02

| | | | |
|------|--------------------------|---|---|
| 1801 | MR1,5,11,28 | 0 | 0 |
| 1802 | MR2 | 0 | 0 |
| 1803 | MR3,4 | 2 | 1 |
| 1806 | MR6,37,49 | 0 | 1 |
| 1807 | MR7 | 0 | 0 |
| 1808 | MR8,12,15,24,33,41,47,54 | 1 | 1 |
| 1809 | MR9,29,43 | 1 | 0 |
| 1810 | MR10,17,23 | 0 | 0 |
| 1813 | MR13,52,55 | 2 | 0 |
| 1814 | MR14 | 1 | 0 |
| 1816 | MR16 | 0 | 1 |
| 1818 | MR18,20 | 0 | 0 |
| 1819 | MR19,22 | 1 | 1 |
| 1821 | MR21,57 | 0 | 0 |
| 1825 | MR25,44 | 2 | 0 |
| 1826 | MR26,36 | 0 | 0 |
| 1827 | MR27 | 3 | 0 |
| 1830 | MR30,35 | 1 | 1 |
| 1831 | MR31 | 0 | 0 |
| 1832 | MR32 | 0 | 0 |
| 1834 | MR34 | 0 | 0 |
| 1838 | MR38 | 0 | 0 |
| 1839 | MR39,56 | 0 | 0 |
| 1840 | MR40,42,46 | 1 | 0 |
| 1845 | MR45,48 | 1 | 0 |
| 1850 | MR50 | 1 | 0 |
| 1851 | MR51 | 0 | 0 |
| 1853 | MR53 | 0 | 0 |
| 1858 | MR58 | 0 | 0 |

(LIBERTARIAN)

VOTES PERCENT WITH 29 OF 29 REPORTING

U.S. REPRESENTATIVE DISTRICT 2
 (Vote for) 1
 01 = JIM HIGGINS 22 100.00

 01

| | | | |
|------|--------------------------|---|---|
| 1801 | MR1,5,11,28 | 0 | 0 |
| 1802 | MR2 | 0 | 0 |
| 1803 | MR3,4 | 3 | 1 |
| 1806 | MR6,37,49 | 1 | 1 |
| 1807 | MR7 | 0 | 0 |
| 1808 | MR8,12,15,24,33,41,47,54 | 3 | 3 |
| 1809 | MR9,29,43 | 1 | 1 |
| 1810 | MR10,17,23 | 0 | 0 |
| 1813 | MR13,52,55 | 1 | 1 |
| 1814 | MR14 | 1 | 1 |
| 1816 | MR16 | 1 | 1 |
| 1818 | MR18,20 | 0 | 0 |
| 1819 | MR19,22 | 1 | 1 |
| 1821 | MR21,57 | 0 | 0 |
| 1825 | MR25,44 | 2 | 2 |
| 1826 | MR26,36 | 0 | 0 |
| 1827 | MR27 | 3 | 3 |
| 1830 | MR30,35 | 2 | 2 |
| 1831 | MR31 | 0 | 0 |
| 1832 | MR32 | 0 | 0 |
| 1834 | MR34 | 0 | 0 |
| 1838 | MR38 | 0 | 0 |
| 1839 | MR39,56 | 0 | 0 |
| 1840 | MR40,42,46 | 1 | 1 |
| 1845 | MR45,48 | 1 | 1 |
| 1850 | MR50 | 1 | 1 |
| 1851 | MR51 | 0 | 0 |
| 1853 | MR53 | 0 | 0 |
| 1858 | MR58 | 0 | 0 |

(LIBERTARIAN)

VOTES PERCENT WITH 29 OF 29 REPORTING

GOVERNOR
 (Vote for) 1
 01 = CISSE W. SPRAGINS 20 100.00

 01

| | | | |
|------|-------------|---|---|
| 1801 | MR1,5,11,28 | 0 | 0 |
| 1802 | MR2 | 0 | 0 |
| 1803 | MR3,4 | 2 | 2 |
| 1806 | MR6,37,49 | 0 | 0 |

1807 MR7 0
 1808 MR8,12,15,24,33,41,47,54 3
 1809 MR9,29,43 1
 1810 MR10,17,23 0
 1813 MR13,52,55 2
 1814 MR14 1
 1816 MR16 0
 1818 MR18,20 0
 1819 MR19,22 1
 1821 MR21,57 0
 1825 MR25,44 2
 1826 MR26,36 0
 1827 MR27 3
 1830 MR30,35 2
 1831 MR31 0
 1832 MR32 0
 1834 MR34 0
 1838 MR38 0
 1839 MR39,56 0
 1840 MR40,42,46 1
 1845 MR45,48 1
 1850 MR50 1
 1851 MR51 0
 1853 MR53 0
 1858 MR58 0

(LIBERTARIAN)

WITH 29 OF 29 REPORTING
 VOTES PERCENT

LIEUTENANT GOVERNOR

(Vote for) 1

01 = STEVEN R. HEDRICK

20 100.00

 01

1801 MR1,5,11,28 0
 1802 MR2 0
 1803 MR3,4 3
 1806 MR6,37,49 1
 1807 MR7 0
 1808 MR8,12,15,24,33,41,47,54 3
 1809 MR9,29,43 1
 1810 MR10,17,23 0
 1813 MR13,52,55 1
 1814 MR14 1
 1816 MR16 0
 1818 MR18,20 0
 1819 MR19,22 1
 1821 MR21,57 0
 1825 MR25,44 2
 1826 MR26,36 0
 1827 MR27 3
 1830 MR30,35 2
 1831 MR31 0
 1832 MR32 0
 1834 MR34 0
 1838 MR38 0
 1839 MR39,56 0
 1840 MR40,42,46 1
 1845 MR45,48 1
 1850 MR50 0
 1851 MR51 0
 1853 MR53 0
 1858 MR58 0

(LIBERTARIAN)

WITH 29 OF 29 REPORTING
 VOTES PERCENT

SECRETARY OF STATE

(Vote for) 1

01 = CHRIS MORRILL

21 100.00

 01

1801 MR1,5,11,28 0
 1802 MR2 0
 1803 MR3,4 3
 1806 MR6,37,49 1
 1807 MR7 0
 1808 MR8,12,15,24,33,41,47,54 3
 1809 MR9,29,43 1
 1810 MR10,17,23 0
 1813 MR13,52,55 1
 1814 MR14 1
 1816 MR16 0
 1818 MR18,20 0
 1819 MR19,22 1
 1821 MR21,57 0
 1825 MR25,44 2
 1826 MR26,36 0
 1827 MR27 3
 1830 MR30,35 2
 1831 MR31 0
 1832 MR32 0
 1834 MR34 0
 1838 MR38 0
 1839 MR39,56 0
 1840 MR40,42,46 1
 1845 MR45,48 1
 1850 MR50 1
 1851 MR51 0
 1853 MR53 0
 1858 MR58 0

(LIBERTARIAN)

WITH 29 OF 29 REPORTING
 VOTES PERCENT

STATE TREASURER

(Vote for) 1

01 = SEAN O'TOOLE

20 100.00

 01

1801 MR1,5,11,28 0
 1802 MR2 0
 1803 MR3,4 2
 1806 MR6,37,49 0

1807 MR7 0
 1808 MR8,12,15,24,33,41,47,54 3
 1809 MR9,29,43 1
 1810 MR10,17,23 0
 1813 MR13,52,55 1
 1814 MR14 1
 1816 MR16 1
 1818 MR18,20 0
 1819 MR19,22 1
 1821 MR21,57 0
 1825 MR25,44 2
 1826 MR26,36 0
 1827 MR27 3
 1830 MR30,35 2
 1831 MR31 0
 1832 MR32 0
 1834 MR34 0
 1838 MR38 0
 1839 MR39,56 0
 1840 MR40,42,46 1
 1845 MR45,48 1
 1850 MR50 1
 1851 MR51 0
 1853 MR53 0
 1858 MR58 0

(LIBERTARIAN)

VOTES PERCENT WITH 29 OF 29 REPORTING

ATTORNEY GENERAL
 (Vote for) 1
 01 = NO CANDIDATE FILED 0

 01

 1801 MR1,5,11,28 0
 1802 MR2 0
 1803 MR3,4 0
 1806 MR6,37,49 0
 1807 MR7 0
 1808 MR8,12,15,24,33,41,47,54 0
 1809 MR9,29,43 0
 1810 MR10,17,23 0
 1813 MR13,52,55 0
 1814 MR14 0
 1816 MR16 0
 1818 MR18,20 0
 1819 MR19,22 0
 1821 MR21,57 0
 1825 MR25,44 0
 1826 MR26,36 0
 1827 MR27 0
 1830 MR30,35 0
 1831 MR31 0
 1832 MR32 0
 1834 MR34 0
 1838 MR38 0
 1839 MR39,56 0
 1840 MR40,42,46 0
 1845 MR45,48 0
 1850 MR50 0
 1851 MR51 0
 1853 MR53 0
 1858 MR58 0

(LIBERTARIAN)

VOTES PERCENT WITH 8 OF 8 REPORTING

STATE SENATOR DISTRICT 15
 (Vote for) 1
 01 = NO CANDIDATE FILED 0

 01

 1801 MR1,5,11,28 0
 1806 MR6,37,49 0
 1807 MR7 0
 1808 MR8,12,15,24,33,41,47,54 0
 1819 MR19,22 0
 1821 MR21,57 0
 1827 MR27 0
 1858 MR58 0

(LIBERTARIAN)

VOTES PERCENT WITH 1 OF 1 REPORTING

STATE REPRESENTATIVE DISTRICT 70
 (Vote for) 1
 01 = NO CANDIDATE FILED 0

 01

 1838 MR38 0

(LIBERTARIAN)

VOTES PERCENT WITH 1 OF 1 REPORTING

STATE REPRESENTATIVE DISTRICT 88
 (Vote for) 1
 01 = STEVEN E. ROBNAK 0

 01

 1831 MR31 0

(LIBERTARIAN)

VOTES PERCENT WITH 20 OF 20 REPORTING

STATE REPRESENTATIVE DISTRICT 89
 (Vote for) 1
 01 = NO CANDIDATE FILED 0

 01

 1801 MR1,5,11,28 0
 1802 MR2 0
 1803 MR3,4 0

1806 MR6,37,49 0
 1807 MR7 0
 1808 MR8,12,15,24,33,41,47,54 0
 1809 MR9,29,43 0
 1810 MR10,17,23 0
 1813 MR13,52,55 0
 1818 MR18,20 0
 1819 MR19,22 0
 1825 MR25,44 0
 1826 MR26,36 0
 1827 MR27 0
 1834 MR34 0
 1839 MR39,56 0
 1840 MR40,42,46 0
 1845 MR45,48 0
 1850 MR50 0
 1851 MR51 0

(LIBERTARIAN)

VOTES PERCENT WITH 4 OF 4 REPORTING

STATE REPRESENTATIVE DISTRICT 99
 (Vote for) 1
 01 = NO CANDIDATE FILED

0

 01

1814 MR14 0
 1821 MR21,57 0
 1830 MR30,35 0
 1858 MR58 0

(LIBERTARIAN)

VOTES PERCENT WITH 3 OF 3 REPORTING

STATE REPRESENTATIVE DISTRICT 100
 (Vote for) 1
 01 = NO CANDIDATE FILED

0

 01

1816 MR16 0
 1832 MR32 0
 1853 MR53 0

(LIBERTARIAN)

VOTES PERCENT WITH 29 OF 29 REPORTING

COMMITTEEMAN MISSOURI RIVER TOWNSHIP
 (Vote for) 1
 01 = NO CANDIDATE FILED
 02 = *SEE OFFICIAL WRITE-IN REPORT

0
 1 100.00

 01 02

1801 MR1,5,11,28 0 0
 1802 MR2 0 0
 1803 MR3,4 0 0
 1806 MR6,37,49 0 0
 1807 MR7 0 0
 1808 MR8,12,15,24,33,41,47,54 0 0
 1809 MR9,29,43 0 0
 1810 MR10,17,23 0 0
 1813 MR13,52,55 0 1
 1814 MR14 0 0
 1816 MR16 0 0
 1818 MR18,20 0 0
 1819 MR19,22 0 0
 1821 MR21,57 0 0
 1825 MR25,44 0 0
 1826 MR26,36 0 0
 1827 MR27 0 0
 1830 MR30,35 0 0
 1831 MR31 0 0
 1832 MR32 0 0
 1834 MR34 0 0
 1838 MR38 0 0
 1839 MR39,56 0 0
 1840 MR40,42,46 0 0
 1845 MR45,48 0 0
 1850 MR50 0 0
 1851 MR51 0 0
 1853 MR53 0 0
 1858 MR58 0 0

(LIBERTARIAN)

VOTES PERCENT WITH 29 OF 29 REPORTING

COMMITTEEWOMAN MISSOURI RIVER TOWNSHIP
 (Vote for) 1
 01 = NO CANDIDATE FILED
 02 = *SEE OFFICIAL WRITE-IN REPORT

0
 2 100.00

 01 02

1801 MR1,5,11,28 0 0
 1802 MR2 0 0
 1803 MR3,4 0 1
 1806 MR6,37,49 0 0
 1807 MR7 0 0
 1808 MR8,12,15,24,33,41,47,54 0 0
 1809 MR9,29,43 0 0
 1810 MR10,17,23 0 0
 1813 MR13,52,55 0 1
 1814 MR14 0 0
 1816 MR16 0 0
 1818 MR18,20 0 0
 1819 MR19,22 0 0
 1821 MR21,57 0 0
 1825 MR25,44 0 0
 1826 MR26,36 0 0
 1827 MR27 0 0
 1830 MR30,35 0 0
 1831 MR31 0 0
 1832 MR32 0 0
 1834 MR34 0 0
 1838 MR38 0 0

| | | | |
|------|------------|---|---|
| 1839 | MR39,56 | 0 | 0 |
| 1840 | MR40,42,46 | 0 | 0 |
| 1845 | MR45,48 | 0 | 0 |
| 1850 | MR50 | 0 | 0 |
| 1851 | MR51 | 0 | 0 |
| 1853 | MR53 | 0 | 0 |
| 1858 | MR58 | 0 | 0 |

(CONSTITUTION)

VOTES PERCENT WITH 29 OF 29 REPORTING

U.S. SENATE
(Vote for) 1
01 = FRED RYMAN

5 100.00

01

| | | |
|------|--------------------------|---|
| 1801 | MR1,5,11,28 | 0 |
| 1802 | MR2 | 0 |
| 1803 | MR3,4 | 1 |
| 1806 | MR6,37,49 | 0 |
| 1807 | MR7 | 0 |
| 1808 | MR8,12,15,24,33,41,47,54 | 0 |
| 1809 | MR9,29,43 | 0 |
| 1810 | MR10,17,23 | 0 |
| 1813 | MR13,52,55 | 1 |
| 1814 | MR14 | 0 |
| 1816 | MR16 | 1 |
| 1818 | MR18,20 | 1 |
| 1819 | MR19,22 | 0 |
| 1821 | MR21,57 | 0 |
| 1825 | MR25,44 | 0 |
| 1826 | MR26,36 | 0 |
| 1827 | MR27 | 0 |
| 1830 | MR30,35 | 1 |
| 1831 | MR31 | 0 |
| 1832 | MR32 | 0 |
| 1834 | MR34 | 0 |
| 1838 | MR38 | 0 |
| 1839 | MR39,56 | 0 |
| 1840 | MR40,42,46 | 0 |
| 1845 | MR45,48 | 0 |
| 1850 | MR50 | 0 |
| 1851 | MR51 | 0 |
| 1853 | MR53 | 0 |
| 1858 | MR58 | 0 |

(CONSTITUTION)

VOTES PERCENT WITH 29 OF 29 REPORTING

U.S. REPRESENTATIVE DISTRICT 2
(Vote for) 1
01 = NO CANDIDATE FILED

0

01

| | | |
|------|--------------------------|---|
| 1801 | MR1,5,11,28 | 0 |
| 1802 | MR2 | 0 |
| 1803 | MR3,4 | 0 |
| 1806 | MR6,37,49 | 0 |
| 1807 | MR7 | 0 |
| 1808 | MR8,12,15,24,33,41,47,54 | 0 |
| 1809 | MR9,29,43 | 0 |
| 1810 | MR10,17,23 | 0 |
| 1813 | MR13,52,55 | 0 |
| 1814 | MR14 | 0 |
| 1816 | MR16 | 0 |
| 1818 | MR18,20 | 0 |
| 1819 | MR19,22 | 0 |
| 1821 | MR21,57 | 0 |
| 1825 | MR25,44 | 0 |
| 1826 | MR26,36 | 0 |
| 1827 | MR27 | 0 |
| 1830 | MR30,35 | 0 |
| 1831 | MR31 | 0 |
| 1832 | MR32 | 0 |
| 1834 | MR34 | 0 |
| 1838 | MR38 | 0 |
| 1839 | MR39,56 | 0 |
| 1840 | MR40,42,46 | 0 |
| 1845 | MR45,48 | 0 |
| 1850 | MR50 | 0 |
| 1851 | MR51 | 0 |
| 1853 | MR53 | 0 |
| 1858 | MR58 | 0 |

(CONSTITUTION)

VOTES PERCENT WITH 29 OF 29 REPORTING

GOVERNOR
(Vote for) 1
01 = NO CANDIDATE FILED

0

01

| | | |
|------|--------------------------|---|
| 1801 | MR1,5,11,28 | 0 |
| 1802 | MR2 | 0 |
| 1803 | MR3,4 | 0 |
| 1806 | MR6,37,49 | 0 |
| 1807 | MR7 | 0 |
| 1808 | MR8,12,15,24,33,41,47,54 | 0 |
| 1809 | MR9,29,43 | 0 |
| 1810 | MR10,17,23 | 0 |
| 1813 | MR13,52,55 | 0 |
| 1814 | MR14 | 0 |
| 1816 | MR16 | 0 |
| 1818 | MR18,20 | 0 |
| 1819 | MR19,22 | 0 |
| 1821 | MR21,57 | 0 |
| 1825 | MR25,44 | 0 |
| 1826 | MR26,36 | 0 |
| 1827 | MR27 | 0 |
| 1830 | MR30,35 | 0 |
| 1831 | MR31 | 0 |
| 1832 | MR32 | 0 |
| 1834 | MR34 | 0 |
| 1838 | MR38 | 0 |

1839 MR39,56 0
 1840 MR40,42,46 0
 1845 MR45,48 0
 1850 MR50 0
 1851 MR51 0
 1853 MR53 0
 1858 MR58 0

(CONSTITUTION)

VOTES PERCENT WITH 29 OF 29 REPORTING

LIEUTENANT GOVERNOR

(Vote for) 1
 01 = NO CANDIDATE FILED

0

 01

1801 MR1,5,11,28 0
 1802 MR2 0
 1803 MR3,4 0
 1806 MR6,37,49 0
 1807 MR7 0
 1808 MR8,12,15,24,33,41,47,54 0
 1809 MR9,29,43 0
 1810 MR10,17,23 0
 1813 MR13,52,55 0
 1814 MR14 0
 1816 MR16 0
 1818 MR18,20 0
 1819 MR19,22 0
 1821 MR21,57 0
 1825 MR25,44 0
 1826 MR26,36 0
 1827 MR27 0
 1830 MR30,35 0
 1831 MR31 0
 1832 MR32 0
 1834 MR34 0
 1838 MR38 0
 1839 MR39,56 0
 1840 MR40,42,46 0
 1845 MR45,48 0
 1850 MR50 0
 1851 MR51 0
 1853 MR53 0
 1858 MR58 0

(CONSTITUTION)

VOTES PERCENT WITH 29 OF 29 REPORTING

SECRETARY OF STATE

(Vote for) 1
 01 = NO CANDIDATE FILED

0

 01

1801 MR1,5,11,28 0
 1802 MR2 0
 1803 MR3,4 0
 1806 MR6,37,49 0
 1807 MR7 0
 1808 MR8,12,15,24,33,41,47,54 0
 1809 MR9,29,43 0
 1810 MR10,17,23 0
 1813 MR13,52,55 0
 1814 MR14 0
 1816 MR16 0
 1818 MR18,20 0
 1819 MR19,22 0
 1821 MR21,57 0
 1825 MR25,44 0
 1826 MR26,36 0
 1827 MR27 0
 1830 MR30,35 0
 1831 MR31 0
 1832 MR32 0
 1834 MR34 0
 1838 MR38 0
 1839 MR39,56 0
 1840 MR40,42,46 0
 1845 MR45,48 0
 1850 MR50 0
 1851 MR51 0
 1853 MR53 0
 1858 MR58 0

(CONSTITUTION)

VOTES PERCENT WITH 29 OF 29 REPORTING

STATE TREASURER

(Vote for) 1
 01 = NO CANDIDATE FILED

0

 01

1801 MR1,5,11,28 0
 1802 MR2 0
 1803 MR3,4 0
 1806 MR6,37,49 0
 1807 MR7 0
 1808 MR8,12,15,24,33,41,47,54 0
 1809 MR9,29,43 0
 1810 MR10,17,23 0
 1813 MR13,52,55 0
 1814 MR14 0
 1816 MR16 0
 1818 MR18,20 0
 1819 MR19,22 0
 1821 MR21,57 0
 1825 MR25,44 0
 1826 MR26,36 0
 1827 MR27 0
 1830 MR30,35 0
 1831 MR31 0
 1832 MR32 0
 1834 MR34 0
 1838 MR38 0

1839 MR39,56 0
1840 MR40,42,46 0
1845 MR45,48 0
1850 MR50 0
1851 MR51 0
1853 MR53 0
1858 MR58 0

(CONSTITUTION)

VOTES PERCENT WITH 29 OF 29 REPORTING

ATTORNEY GENERAL
(Vote for) 1
01 = NO CANDIDATE FILED

01

1801 MR1,5,11,28 0
1802 MR2 0
1803 MR3,4 0
1806 MR6,37,49 0
1807 MR7 0
1808 MR8,12,15,24,33,41,47,54 0
1809 MR9,29,43 0
1810 MR10,17,23 0
1813 MR13,52,55 0
1814 MR14 0
1816 MR16 0
1818 MR18,20 0
1819 MR19,22 0
1821 MR21,57 0
1825 MR25,44 0
1826 MR26,36 0
1827 MR27 0
1830 MR30,35 0
1831 MR31 0
1832 MR32 0
1834 MR34 0
1838 MR38 0
1839 MR39,56 0
1840 MR40,42,46 0
1845 MR45,48 0
1850 MR50 0
1851 MR51 0
1853 MR53 0
1858 MR58 0

(CONSTITUTION)

VOTES PERCENT WITH 8 OF 8 REPORTING

STATE SENATOR DISTRICT 15
(Vote for) 1
01 = NO CANDIDATE FILED

01

1801 MR1,5,11,28 0
1806 MR6,37,49 0
1807 MR7 0
1808 MR8,12,15,24,33,41,47,54 0
1819 MR19,22 0
1821 MR21,57 0
1827 MR27 0
1858 MR58 0

(CONSTITUTION)

VOTES PERCENT WITH 1 OF 1 REPORTING

STATE REPRESENTATIVE DISTRICT 70
(Vote for) 1
01 = NO CANDIDATE FILED

01

1838 MR38 0

(CONSTITUTION)

VOTES PERCENT WITH 1 OF 1 REPORTING

STATE REPRESENTATIVE DISTRICT 88
(Vote for) 1
01 = NO CANDIDATE FILED

01

1831 MR31 0

(CONSTITUTION)

VOTES PERCENT WITH 20 OF 20 REPORTING

STATE REPRESENTATIVE DISTRICT 89
(Vote for) 1
01 = NO CANDIDATE FILED

01

1801 MR1,5,11,28 0
1802 MR2 0
1803 MR3,4 0
1806 MR6,37,49 0
1807 MR7 0
1808 MR8,12,15,24,33,41,47,54 0
1809 MR9,29,43 0
1810 MR10,17,23 0
1813 MR13,52,55 0
1818 MR18,20 0
1819 MR19,22 0
1825 MR25,44 0
1826 MR26,36 0
1827 MR27 0
1834 MR34 0
1839 MR39,56 0
1840 MR40,42,46 0
1845 MR45,48 0
1850 MR50 0
1851 MR51 0

(CONSTITUTION)

VOTES PERCENT WITH 4 OF 4 REPORTING

STATE REPRESENTATIVE DISTRICT 99
(Vote for) 1
01 = NO CANDIDATE FILED

Table with 2 columns: Candidate ID and Votes. Rows include 1814 MR14, 1821 MR21,57, 1830 MR30,35, 1858 MR58.

(CONSTITUTION)

VOTES PERCENT WITH 3 OF 3 REPORTING

STATE REPRESENTATIVE DISTRICT 100
(Vote for) 1
01 = NO CANDIDATE FILED

Table with 2 columns: Candidate ID and Votes. Rows include 1816 MR16, 1832 MR32, 1853 MR53.

(CONSTITUTION)

VOTES PERCENT WITH 29 OF 29 REPORTING

COMMITTEEMAN MISSOURI RIVER TOWNSHIP
(Vote for) 1
01 = NO CANDIDATE FILED
02 = *SEE OFFICIAL WRITE-IN REPORT

Table with 3 columns: Candidate ID, Vote 01, and Vote 02. Lists candidates from 1801 MR1,5,11,28 to 1858 MR58.

(CONSTITUTION)

VOTES PERCENT WITH 29 OF 29 REPORTING

COMMITTEEWOMAN MISSOURI RIVER TOWNSHIP
(Vote for) 1
01 = NO CANDIDATE FILED
02 = *SEE OFFICIAL WRITE-IN REPORT

Table with 3 columns: Candidate ID, Vote 01, and Vote 02. Lists candidates from 1801 MR1,5,11,28 to 1858 MR58.

WE, THE BOARD OF ELECTION COMMISSIONERS OF ST. LOUIS COUNTY, MISSOURI, ACTING AS THE VERIFICATION BOARD PURSUANT TO SECTION 115.507, RSMo, HEREBY CERTIFY THE FOREGOING TO BE A TRUE AND CORRECT ABSTRACT OF VOTES CAST FOR THE CANDIDATES AND ISSUES AT THE PRIMARY ELECTION HELD IN ST. LOUIS COUNTY, MISSOURI, ON AUGUST 2, 2016. IN TESTIMONY WHEREOF, WE HAVE HEREUNTO SET OUR HAND AT OUR OFFICE IN MAPLEWOOD, ST. LOUIS COUNTY,

MISSOURI, ON AUGUST 16, 2016.

Richard H. Kellett
RICHARD H. KELLETT, CHAIRMAN

John W. Maupin
JOHN W. MAUPIN, SECRETARY

Trudi McCollum Foushee
TRUDI MCCOLLUM FOUSHEE, COMMISSIONER

John P. King
JOHN P. KING, COMMISSIONER



RUN DATE:08/15/16 12:35 PM

WITH 28 OF 28 PRECINCTS REPORTING

| | TOTAL | PERCENT | | TOTAL | PERCENT |
|--------------------------------|--------|---------|----------------------------------|-------|---------|
| 01 = REGISTERED VOTERS - TOTAL | 20,817 | | 05 = BALLOTS CAST - LIBERTARIAN | 20 | .40 |
| 02 = BALLOTS CAST - TOTAL | 5,026 | | 06 = BALLOTS CAST - CONSTITUTION | 2 | .04 |
| 03 = BALLOTS CAST - DEMOCRATIC | 4,336 | 86.27 | 07 = BALLOTS CAST - NONPARTISAN | 15 | .30 |
| 04 = BALLOTS CAST - REPUBLICAN | 653 | 12.99 | 08 = VOTER TURNOUT - TOTAL | | 24.14 |

| | 01 | 02 | 03 | 04 | 05 | 06 | 07 | 08 |
|------------------------|------|-----|-----|-----|----|----|----|-------|
| 1901 NOR1,2,8 | 1065 | 160 | 160 | 0 | 0 | 0 | 0 | 15.02 |
| 1903 NOR3 | 456 | 83 | 79 | 4 | 0 | 0 | 0 | 18.20 |
| 1904 NOR4,10 | 795 | 206 | 195 | 11 | 0 | 0 | 0 | 25.91 |
| 1905 NOR5,29 | 1513 | 410 | 400 | 10 | 0 | 0 | 0 | 27.10 |
| 1906 NOR6,7 | 1547 | 377 | 373 | 4 | 0 | 0 | 0 | 24.37 |
| 1909 NOR9,37 | 918 | 222 | 214 | 6 | 0 | 0 | 2 | 24.18 |
| 1911 NOR11,42 | 750 | 415 | 334 | 74 | 4 | 0 | 3 | 55.33 |
| 1912 NOR12,13,18 | 1254 | 291 | 275 | 16 | 0 | 0 | 0 | 23.21 |
| 1914 NOR14,39,40 | 608 | 207 | 174 | 33 | 0 | 0 | 0 | 34.05 |
| 1915 NOR15,55 | 1101 | 494 | 374 | 107 | 5 | 0 | 8 | 44.87 |
| 1916 NOR16 | 482 | 206 | 182 | 20 | 0 | 2 | 2 | 42.74 |
| 1917 NOR17 | 18 | 6 | 6 | 0 | 0 | 0 | 0 | 33.33 |
| 1919 NOR19,34 | 333 | 49 | 48 | 1 | 0 | 0 | 0 | 14.71 |
| 1920 NOR20,21,24,38,56 | 1701 | 288 | 255 | 33 | 0 | 0 | 0 | 16.93 |
| 1922 NOR22,33 | 386 | 100 | 99 | 1 | 0 | 0 | 0 | 25.91 |
| 1923 NOR23 | 481 | 94 | 42 | 48 | 4 | 0 | 0 | 19.54 |
| 1925 NOR25,43,52 | 569 | 107 | 60 | 43 | 4 | 0 | 0 | 18.80 |
| 1926 NOR26 | 1322 | 275 | 163 | 111 | 1 | 0 | 0 | 20.80 |
| 1927 NOR27,31 | 448 | 73 | 50 | 23 | 0 | 0 | 0 | 16.29 |
| 1928 NOR28,54 | 491 | 80 | 63 | 17 | 0 | 0 | 0 | 16.29 |
| 1930 NOR30,50 | 1103 | 269 | 230 | 39 | 0 | 0 | 0 | 24.39 |
| 1932 NOR32,46,47 | 305 | 49 | 30 | 19 | 0 | 0 | 0 | 16.07 |
| 1935 NOR35,49 | 94 | 7 | 5 | 2 | 0 | 0 | 0 | 7.45 |
| 1936 NOR36 | 379 | 83 | 80 | 3 | 0 | 0 | 0 | 21.90 |
| 1941 NOR41 | 305 | 88 | 87 | 1 | 0 | 0 | 0 | 28.85 |
| 1944 NOR44 | 637 | 100 | 96 | 4 | 0 | 0 | 0 | 15.70 |
| 1945 NOR45,48,51 | 1656 | 271 | 253 | 16 | 2 | 0 | 0 | 16.36 |
| 1953 NOR53 | 100 | 16 | 9 | 7 | 0 | 0 | 0 | 16.00 |

(DEMOCRATIC)

WITH 28 OF 28 REPORTING

| U.S. SENATE | VOTES | PERCENT | | VOTES | PERCENT |
|-----------------------|-------|---------|-------------------|-------|---------|
| (Vote for) 1 | | | 03 = JASON KANDER | 2,318 | 57.39 |
| 01 = CHIEF WANA DUBIE | 427 | 10.57 | 04 = ROBERT MACK | 358 | 8.86 |
| 02 = CORI BUSH | 936 | 23.17 | | | |

| | 01 | 02 | 03 | 04 |
|------------------------|----|-----|-----|----|
| 1901 NOR1,2,8 | 18 | 60 | 49 | 12 |
| 1903 NOR3 | 14 | 11 | 33 | 10 |
| 1904 NOR4,10 | 25 | 36 | 106 | 14 |
| 1905 NOR5,29 | 27 | 105 | 228 | 20 |
| 1906 NOR6,7 | 15 | 208 | 120 | 10 |
| 1909 NOR9,37 | 21 | 38 | 114 | 22 |
| 1911 NOR11,42 | 30 | 62 | 198 | 21 |
| 1912 NOR12,13,18 | 36 | 46 | 143 | 23 |
| 1914 NOR14,39,40 | 12 | 25 | 119 | 10 |
| 1915 NOR15,55 | 26 | 51 | 235 | 34 |
| 1916 NOR16 | 19 | 30 | 109 | 8 |
| 1917 NOR17 | 1 | 1 | 1 | 2 |
| 1919 NOR19,34 | 8 | 13 | 19 | 7 |
| 1920 NOR20,21,24,38,56 | 37 | 30 | 130 | 36 |
| 1922 NOR22,33 | 6 | 16 | 62 | 9 |
| 1923 NOR23 | 6 | 4 | 24 | 6 |
| 1925 NOR25,43,52 | 9 | 9 | 34 | 8 |
| 1926 NOR26 | 11 | 19 | 119 | 10 |
| 1927 NOR27,31 | 10 | 5 | 26 | 8 |
| 1928 NOR28,54 | 10 | 12 | 31 | 7 |
| 1930 NOR30,50 | 19 | 48 | 130 | 22 |
| 1932 NOR32,46,47 | 2 | 5 | 20 | 2 |
| 1935 NOR35,49 | 2 | 0 | 3 | 0 |
| 1936 NOR36 | 9 | 15 | 49 | 7 |
| 1941 NOR41 | 12 | 23 | 29 | 13 |
| 1944 NOR44 | 12 | 12 | 58 | 9 |
| 1945 NOR45,48,51 | 30 | 49 | 124 | 27 |
| 1953 NOR53 | 0 | 3 | 5 | 1 |

(DEMOCRATIC)

WITH 28 OF 28 REPORTING

| U.S. REPRESENTATIVE DISTRICT 1 | VOTES | PERCENT | | VOTES | PERCENT |
|--------------------------------|-------|---------|-------------------------------|-------|---------|
| (Vote for) 1 | | | 03 = MARIA N. CHAPPELLE-NADAL | 1,051 | 24.55 |
| 01 = (WILLIAM) BILL HAAS | 257 | 6.00 | | | |
| 02 = LACY CLAY | 2,973 | 69.45 | | | |

| | 01 | 02 | 03 |
|------------------------|----|-----|----|
| 1901 NOR1,2,8 | 6 | 111 | 38 |
| 1903 NOR3 | 2 | 61 | 16 |
| 1904 NOR4,10 | 6 | 141 | 42 |
| 1905 NOR5,29 | 13 | 286 | 98 |
| 1906 NOR6,7 | 7 | 281 | 78 |
| 1909 NOR9,37 | 15 | 147 | 50 |
| 1911 NOR11,42 | 20 | 209 | 98 |
| 1912 NOR12,13,18 | 19 | 188 | 67 |
| 1914 NOR14,39,40 | 14 | 109 | 49 |
| 1915 NOR15,55 | 32 | 256 | 82 |
| 1916 NOR16 | 6 | 104 | 69 |
| 1917 NOR17 | 0 | 4 | 2 |
| 1919 NOR19,34 | 0 | 36 | 12 |
| 1920 NOR20,21,24,38,56 | 14 | 181 | 57 |
| 1922 NOR22,33 | 5 | 73 | 19 |
| 1923 NOR23 | 11 | 21 | 10 |
| 1925 NOR25,43,52 | 12 | 30 | 18 |
| 1926 NOR26 | 26 | 95 | 42 |
| 1927 NOR27,31 | 6 | 30 | 14 |
| 1928 NOR28,54 | 2 | 37 | 23 |
| 1930 NOR30,50 | 15 | 159 | 54 |
| 1932 NOR32,46,47 | 3 | 20 | 7 |
| 1935 NOR35,49 | 0 | 5 | 0 |
| 1936 NOR36 | 2 | 66 | 12 |
| 1941 NOR41 | 1 | 66 | 18 |

1944 NOR44 5 63 25
 1945 NOR45,48,51 13 190 48
 1953 NOR53 2 4 3

(DEMOCRATIC)

VOTES PERCENT WITH 28 OF 28 REPORTING

VOTES PERCENT

GOVERNOR
 (Vote for) 1
 01 = LEONARD JOSEPH STEINMAN, II 193 4.71
 02 = CHRIS KOSTER 3,112 76.01
 03 = ERIC MORRISON 444 10.85
 04 = CHARLES B. WHEELER 345 8.43

| | 01 | 02 | 03 | 04 |
|------------------------|----|-----|----|----|
| 1901 NOR1,2,8 | 12 | 84 | 42 | 9 |
| 1903 NOR3 | 5 | 45 | 16 | 8 |
| 1904 NOR4,10 | 5 | 150 | 12 | 14 |
| 1905 NOR5,29 | 16 | 306 | 32 | 32 |
| 1906 NOR6,7 | 23 | 278 | 37 | 18 |
| 1909 NOR9,37 | 15 | 145 | 18 | 20 |
| 1911 NOR11,42 | 13 | 253 | 24 | 15 |
| 1912 NOR12,13,18 | 10 | 191 | 28 | 26 |
| 1914 NOR14,39,40 | 5 | 139 | 13 | 9 |
| 1915 NOR15,55 | 15 | 287 | 25 | 22 |
| 1916 NOR16 | 6 | 137 | 13 | 12 |
| 1917 NOR17 | 1 | 0 | 1 | 4 |
| 1919 NOR19,34 | 1 | 29 | 9 | 7 |
| 1920 NOR20,21,24,38,56 | 14 | 152 | 40 | 33 |
| 1922 NOR22,33 | 3 | 70 | 13 | 9 |
| 1923 NOR23 | 2 | 32 | 4 | 4 |
| 1925 NOR25,43,52 | 4 | 43 | 7 | 4 |
| 1926 NOR26 | 7 | 131 | 10 | 12 |
| 1927 NOR27,31 | 4 | 35 | 1 | 10 |
| 1928 NOR28,54 | 2 | 43 | 8 | 7 |
| 1930 NOR30,50 | 10 | 172 | 28 | 12 |
| 1932 NOR32,46,47 | 0 | 26 | 2 | 1 |
| 1935 NOR35,49 | 0 | 5 | 0 | 0 |
| 1936 NOR36 | 2 | 67 | 2 | 8 |
| 1941 NOR41 | 7 | 49 | 17 | 7 |
| 1944 NOR44 | 2 | 72 | 6 | 11 |
| 1945 NOR45,48,51 | 9 | 168 | 31 | 30 |
| 1953 NOR53 | 0 | 3 | 5 | 1 |

(DEMOCRATIC)

VOTES PERCENT WITH 28 OF 28 REPORTING

VOTES PERCENT

LIEUTENANT GOVERNOR
 (Vote for) 1
 01 = WINSTON APPLE 328 8.04
 02 = RUSS CARNAHAN 2,231 54.67
 03 = TOMMIE PIERSON, SR. 1,522 37.29

| | 01 | 02 | 03 |
|------------------------|----|-----|-----|
| 1901 NOR1,2,8 | 14 | 69 | 63 |
| 1903 NOR3 | 7 | 38 | 27 |
| 1904 NOR4,10 | 12 | 89 | 82 |
| 1905 NOR5,29 | 17 | 135 | 226 |
| 1906 NOR6,7 | 31 | 162 | 150 |
| 1909 NOR9,37 | 19 | 110 | 70 |
| 1911 NOR11,42 | 26 | 180 | 102 |
| 1912 NOR12,13,18 | 19 | 146 | 92 |
| 1914 NOR14,39,40 | 7 | 110 | 53 |
| 1915 NOR15,55 | 28 | 253 | 73 |
| 1916 NOR16 | 18 | 94 | 60 |
| 1917 NOR17 | 1 | 4 | 1 |
| 1919 NOR19,34 | 3 | 30 | 14 |
| 1920 NOR20,21,24,38,56 | 19 | 132 | 84 |
| 1922 NOR22,33 | 8 | 40 | 48 |
| 1923 NOR23 | 5 | 28 | 8 |
| 1925 NOR25,43,52 | 8 | 38 | 12 |
| 1926 NOR26 | 13 | 113 | 32 |
| 1927 NOR27,31 | 5 | 31 | 13 |
| 1928 NOR28,54 | 10 | 35 | 16 |
| 1930 NOR30,50 | 20 | 131 | 73 |
| 1932 NOR32,46,47 | 4 | 20 | 5 |
| 1935 NOR35,49 | 0 | 4 | 1 |
| 1936 NOR36 | 8 | 34 | 36 |
| 1941 NOR41 | 8 | 44 | 28 |
| 1944 NOR44 | 7 | 42 | 39 |
| 1945 NOR45,48,51 | 11 | 111 | 113 |
| 1953 NOR53 | 0 | 8 | 1 |

(DEMOCRATIC)

VOTES PERCENT WITH 28 OF 28 REPORTING

VOTES PERCENT

SECRETARY OF STATE
 (Vote for) 1
 01 = BILL CLINTON YOUNG 497 12.07
 02 = ROBIN SMITH 3,445 83.64
 03 = MD RABBI ALAM 177 4.30

| | 01 | 02 | 03 |
|------------------------|----|-----|----|
| 1901 NOR1,2,8 | 23 | 118 | 6 |
| 1903 NOR3 | 12 | 59 | 3 |
| 1904 NOR4,10 | 17 | 165 | 2 |
| 1905 NOR5,29 | 38 | 326 | 18 |
| 1906 NOR6,7 | 43 | 284 | 22 |
| 1909 NOR9,37 | 25 | 171 | 9 |
| 1911 NOR11,42 | 30 | 267 | 13 |
| 1912 NOR12,13,18 | 25 | 229 | 6 |
| 1914 NOR14,39,40 | 15 | 143 | 10 |
| 1915 NOR15,55 | 31 | 304 | 13 |
| 1916 NOR16 | 17 | 146 | 10 |
| 1917 NOR17 | 4 | 2 | 0 |
| 1919 NOR19,34 | 8 | 40 | 0 |
| 1920 NOR20,21,24,38,56 | 38 | 197 | 10 |
| 1922 NOR22,33 | 5 | 85 | 5 |
| 1923 NOR23 | 6 | 30 | 5 |
| 1925 NOR25,43,52 | 13 | 43 | 2 |
| 1926 NOR26 | 29 | 122 | 6 |
| 1927 NOR27,31 | 10 | 35 | 5 |
| 1928 NOR28,54 | 8 | 49 | 4 |
| 1930 NOR30,50 | 37 | 175 | 11 |
| 1932 NOR32,46,47 | 8 | 20 | 1 |
| 1935 NOR35,49 | 1 | 3 | 1 |
| 1936 NOR36 | 7 | 70 | 2 |
| 1941 NOR41 | 10 | 67 | 4 |

| | | | |
|--------------------|----|-----|---|
| 1944 NOR44 | 9 | 81 | 2 |
| 1945 NOR45, 48, 51 | 25 | 209 | 7 |
| 1953 NOR53 | 3 | 5 | 0 |

(DEMOCRATIC)

VOTES PERCENT WITH 28 OF 28 REPORTING

STATE TREASURER
(Vote for) 1
01 = PAT CONTRERAS
02 = JUDY BAKER

| | |
|-------|-------|
| 1,568 | 39.62 |
| 2,390 | 60.38 |

| | |
|----|----|
| 01 | 02 |
|----|----|

| | | |
|----------------------------|-----|-----|
| 1901 NOR1, 2, 8 | 64 | 79 |
| 1903 NOR3 | 31 | 40 |
| 1904 NOR4, 10 | 46 | 131 |
| 1905 NOR5, 29 | 124 | 251 |
| 1906 NOR6, 7 | 132 | 206 |
| 1909 NOR9, 37 | 70 | 129 |
| 1911 NOR11, 42 | 128 | 166 |
| 1912 NOR12, 13, 18 | 116 | 131 |
| 1914 NOR14, 39, 40 | 68 | 94 |
| 1915 NOR15, 55 | 168 | 166 |
| 1916 NOR16 | 75 | 89 |
| 1917 NOR17 | 1 | 4 |
| 1919 NOR19, 34 | 19 | 29 |
| 1920 NOR20, 21, 24, 38, 56 | 75 | 156 |
| 1922 NOR22, 33 | 38 | 56 |
| 1923 NOR23 | 19 | 20 |
| 1925 NOR25, 43, 52 | 25 | 33 |
| 1926 NOR26 | 78 | 77 |
| 1927 NOR27, 31 | 14 | 33 |
| 1928 NOR28, 54 | 18 | 43 |
| 1930 NOR30, 50 | 84 | 125 |
| 1932 NOR32, 46, 47 | 12 | 18 |
| 1935 NOR35, 49 | 1 | 4 |
| 1936 NOR36 | 27 | 52 |
| 1941 NOR41 | 36 | 38 |
| 1944 NOR44 | 26 | 60 |
| 1945 NOR45, 48, 51 | 73 | 153 |
| 1953 NOR53 | 0 | 7 |

(DEMOCRATIC)

VOTES PERCENT WITH 28 OF 28 REPORTING

ATTORNEY GENERAL
(Vote for) 1
01 = JAKE ZIMMERMAN
02 = TERESA HENSLEY

| | |
|-------|-------|
| 2,365 | 57.53 |
| 1,746 | 42.47 |

| | |
|----|----|
| 01 | 02 |
|----|----|

| | | |
|----------------------------|-----|-----|
| 1901 NOR1, 2, 8 | 62 | 88 |
| 1903 NOR3 | 31 | 44 |
| 1904 NOR4, 10 | 112 | 72 |
| 1905 NOR5, 29 | 249 | 138 |
| 1906 NOR6, 7 | 202 | 142 |
| 1909 NOR9, 37 | 105 | 99 |
| 1911 NOR11, 42 | 190 | 118 |
| 1912 NOR12, 13, 18 | 129 | 130 |
| 1914 NOR14, 39, 40 | 104 | 60 |
| 1915 NOR15, 55 | 237 | 119 |
| 1916 NOR16 | 107 | 65 |
| 1917 NOR17 | 2 | 4 |
| 1919 NOR19, 34 | 18 | 30 |
| 1920 NOR20, 21, 24, 38, 56 | 124 | 117 |
| 1922 NOR22, 33 | 47 | 47 |
| 1923 NOR23 | 29 | 13 |
| 1925 NOR25, 43, 52 | 45 | 14 |
| 1926 NOR26 | 98 | 60 |
| 1927 NOR27, 31 | 24 | 25 |
| 1928 NOR28, 54 | 31 | 31 |
| 1930 NOR30, 50 | 124 | 92 |
| 1932 NOR32, 46, 47 | 22 | 8 |
| 1935 NOR35, 49 | 3 | 2 |
| 1936 NOR36 | 48 | 30 |
| 1941 NOR41 | 35 | 47 |
| 1944 NOR44 | 49 | 41 |
| 1945 NOR45, 48, 51 | 130 | 109 |
| 1953 NOR53 | 8 | 1 |

(DEMOCRATIC)

VOTES PERCENT WITH 3 OF 3 REPORTING

STATE REPRESENTATIVE DISTRICT 73
(Vote for) 1
01 = DANIEL WIBRACHT
02 = COURTNEY ALLEN CURTIS

| | |
|-----|-------|
| 51 | 11.11 |
| 211 | 45.97 |

03 = EILEEN GRANT McGEOGHEGAN
04 = LEE SMITH

| | |
|-----|-------|
| 49 | 10.68 |
| 148 | 32.24 |

| | | | |
|----|----|----|----|
| 01 | 02 | 03 | 04 |
|----|----|----|----|

| | | | | |
|--------------------|----|-----|----|----|
| 1904 NOR4, 10 | 11 | 99 | 21 | 57 |
| 1912 NOR12, 13, 18 | 40 | 110 | 27 | 88 |
| 1917 NOR17 | 0 | 2 | 1 | 3 |

(DEMOCRATIC)

VOTES PERCENT WITH 4 OF 4 REPORTING

STATE REPRESENTATIVE DISTRICT 74
(Vote for) 1
01 = CORA FAITH WALKER
02 = DON HOUSTON

| | |
|-----|-------|
| 391 | 87.47 |
| 56 | 12.53 |

| | |
|----|----|
| 01 | 02 |
|----|----|

| | | |
|--------------------|-----|----|
| 1919 NOR19, 34 | 39 | 8 |
| 1936 NOR36 | 76 | 2 |
| 1944 NOR44 | 77 | 13 |
| 1945 NOR45, 48, 51 | 199 | 33 |

(DEMOCRATIC)

VOTES PERCENT WITH 20 OF 20 REPORTING

STATE REPRESENTATIVE DISTRICT 85
(Vote for) 1
01 = CLEM SMITH

| | |
|-------|--------|
| 2,838 | 100.00 |
|-------|--------|

| | | 01 |
|------------------------|--|-----|
| 1901 NOR1,2,8 | | 132 |
| 1903 NOR3 | | 65 |
| 1905 NOR5,29 | | 345 |
| 1906 NOR6,7 | | 301 |
| 1909 NOR9,37 | | 168 |
| 1911 NOR11,42 | | 287 |
| 1914 NOR14,39,40 | | 161 |
| 1915 NOR15,55 | | 329 |
| 1916 NOR16 | | 158 |
| 1920 NOR20,21,24,38,56 | | 222 |
| 1922 NOR22,33 | | 84 |
| 1923 NOR23 | | 37 |
| 1925 NOR25,43,52 | | 53 |
| 1926 NOR26 | | 138 |
| 1927 NOR27,31 | | 43 |
| 1930 NOR30,50 | | 206 |
| 1932 NOR32,46,47 | | 28 |
| 1935 NOR35,49 | | 5 |
| 1941 NOR41 | | 68 |
| 1953 NOR53 | | 8 |

| (DEMOCRATIC) | | VOTES PERCENT | | WITH 1 OF 1 REPORTING |
|----------------------------------|--|---------------|--------|-----------------------|
| STATE REPRESENTATIVE DISTRICT 86 | | | | |
| (Vote for) 1 | | | | |
| 01 = JOE ADAMS | | 53 | 100.00 | |
| | | 01 | | |
| 1928 NOR28,54 | | 53 | | |

| (DEMOCRATIC) | | VOTES PERCENT | | WITH 28 OF 28 REPORTING | VOTES PERCENT |
|--------------------------------|--|---------------|-------|-------------------------|---------------|
| COMMITTEEMAN NORMANDY TOWNSHIP | | | | | |
| (Vote for) 1 | | | | | |
| 01 = JOHN L. BOWMAN | | 2,385 | 62.66 | | |
| 02 = BERNARD EDWARDS | | 1,366 | 35.89 | 03 = INVALID WRITE-IN | 55 1.45 |
| | | 01 | 02 | 03 | |
| 1901 NOR1,2,8 | | 79 | 60 | 0 | |
| 1903 NOR3 | | 33 | 35 | 1 | |
| 1904 NOR4,10 | | 121 | 53 | 1 | |
| 1905 NOR5,29 | | 271 | 99 | 8 | |
| 1906 NOR6,7 | | 259 | 79 | 1 | |
| 1909 NOR9,37 | | 118 | 74 | 1 | |
| 1911 NOR11,42 | | 139 | 130 | 7 | |
| 1912 NOR12,13,18 | | 166 | 80 | 4 | |
| 1914 NOR14,39,40 | | 103 | 46 | 3 | |
| 1915 NOR15,55 | | 156 | 120 | 4 | |
| 1916 NOR16 | | 98 | 57 | 1 | |
| 1917 NOR17 | | 3 | 3 | 0 | |
| 1919 NOR19,34 | | 25 | 21 | 0 | |
| 1920 NOR20,21,24,38,56 | | 136 | 90 | 2 | |
| 1922 NOR22,33 | | 59 | 32 | 2 | |
| 1923 NOR23 | | 22 | 14 | 0 | |
| 1925 NOR25,43,52 | | 29 | 23 | 1 | |
| 1926 NOR26 | | 90 | 47 | 1 | |
| 1927 NOR27,31 | | 21 | 18 | 2 | |
| 1928 NOR28,54 | | 32 | 25 | 2 | |
| 1930 NOR30,50 | | 119 | 73 | 7 | |
| 1932 NOR32,46,47 | | 13 | 14 | 0 | |
| 1935 NOR35,49 | | 5 | 0 | 0 | |
| 1936 NOR36 | | 45 | 32 | 0 | |
| 1941 NOR41 | | 36 | 36 | 2 | |
| 1944 NOR44 | | 59 | 25 | 2 | |
| 1945 NOR45,48,51 | | 142 | 78 | 3 | |
| 1953 NOR53 | | 6 | 2 | 0 | |

| (DEMOCRATIC) | | VOTES PERCENT | | WITH 28 OF 28 REPORTING | VOTES PERCENT |
|----------------------------------|--|---------------|-------|-------------------------|---------------|
| COMMITTEEWOMAN NORMANDY TOWNSHIP | | | | | |
| (Vote for) 1 | | | | | |
| 01 = KAREN A. PIERRE | | 3,588 | 98.84 | | |
| 02 = INVALID WRITE-IN | | 42 | 1.16 | | |
| | | 01 | 02 | | |
| 1901 NOR1,2,8 | | 133 | 0 | | |
| 1903 NOR3 | | 63 | 0 | | |
| 1904 NOR4,10 | | 158 | 2 | | |
| 1905 NOR5,29 | | 351 | 4 | | |
| 1906 NOR6,7 | | 314 | 2 | | |
| 1909 NOR9,37 | | 178 | 3 | | |
| 1911 NOR11,42 | | 255 | 4 | | |
| 1912 NOR12,13,18 | | 222 | 4 | | |
| 1914 NOR14,39,40 | | 148 | 1 | | |
| 1915 NOR15,55 | | 278 | 1 | | |
| 1916 NOR16 | | 158 | 1 | | |
| 1917 NOR17 | | 6 | 0 | | |
| 1919 NOR19,34 | | 41 | 2 | | |
| 1920 NOR20,21,24,38,56 | | 214 | 3 | | |
| 1922 NOR22,33 | | 89 | 0 | | |
| 1923 NOR23 | | 34 | 0 | | |
| 1925 NOR25,43,52 | | 50 | 1 | | |
| 1926 NOR26 | | 137 | 1 | | |
| 1927 NOR27,31 | | 38 | 1 | | |
| 1928 NOR28,54 | | 57 | 2 | | |
| 1930 NOR30,50 | | 191 | 2 | | |
| 1932 NOR32,46,47 | | 26 | 1 | | |
| 1935 NOR35,49 | | 5 | 0 | | |
| 1936 NOR36 | | 75 | 1 | | |
| 1941 NOR41 | | 68 | 1 | | |
| 1944 NOR44 | | 80 | 2 | | |
| 1945 NOR45,48,51 | | 211 | 3 | | |
| 1953 NOR53 | | 8 | 0 | | |

| (REPUBLICAN) | | VOTES PERCENT | | WITH 28 OF 28 REPORTING | VOTES PERCENT |
|--------------|--|---------------|--|-------------------------|---------------|
| U.S. SENATE | | | | | |

(Vote for) 1
 01 = ROY BLUNT 445 69.97 03 = BERNIE MOWINSKI 21 3.30
 02 = KRISTI NICHOLS 141 22.17 04 = RYAN D. LUETHY 29 4.56

| | 01 | 02 | 03 | 04 |
|------------------------|----|----|----|----|
| 1901 NOR1,2,8 | 0 | 0 | 0 | 0 |
| 1903 NOR3 | 2 | 1 | 0 | 0 |
| 1904 NOR4,10 | 7 | 4 | 0 | 0 |
| 1905 NOR5,29 | 9 | 0 | 1 | 0 |
| 1906 NOR6,7 | 4 | 0 | 0 | 0 |
| 1909 NOR9,37 | 5 | 1 | 0 | 0 |
| 1911 NOR11,42 | 49 | 17 | 1 | 4 |
| 1912 NOR12,13,18 | 9 | 6 | 0 | 1 |
| 1914 NOR14,39,40 | 30 | 2 | 0 | 1 |
| 1915 NOR15,55 | 76 | 21 | 2 | 2 |
| 1916 NOR16 | 13 | 4 | 2 | 0 |
| 1917 NOR17 | 0 | 0 | 0 | 0 |
| 1919 NOR19,34 | 1 | 0 | 0 | 0 |
| 1920 NOR20,21,24,38,56 | 20 | 10 | 1 | 1 |
| 1922 NOR22,33 | 0 | 1 | 0 | 0 |
| 1923 NOR23 | 33 | 8 | 2 | 5 |
| 1925 NOR25,43,52 | 27 | 12 | 2 | 2 |
| 1926 NOR26 | 78 | 24 | 4 | 3 |
| 1927 NOR27,31 | 14 | 7 | 1 | 1 |
| 1928 NOR28,54 | 9 | 5 | 1 | 2 |
| 1930 NOR30,50 | 28 | 7 | 0 | 4 |
| 1932 NOR32,46,47 | 14 | 3 | 1 | 1 |
| 1935 NOR35,49 | 2 | 0 | 0 | 0 |
| 1936 NOR36 | 1 | 2 | 0 | 0 |
| 1941 NOR41 | 0 | 0 | 0 | 0 |
| 1944 NOR44 | 2 | 2 | 0 | 0 |
| 1945 NOR45,48,51 | 8 | 4 | 1 | 1 |
| 1953 NOR53 | 4 | 0 | 2 | 1 |

(REPUBLICAN)

WITH 28 OF 28 REPORTING
 VOTES PERCENT

U.S. REPRESENTATIVE DISTRICT 1

(Vote for) 1
 01 = STEVEN G. BAILEY 362 66.79
 02 = PAUL BERRY, III 180 33.21

| | 01 | 02 |
|------------------------|----|----|
| 1901 NOR1,2,8 | 0 | 0 |
| 1903 NOR3 | 3 | 0 |
| 1904 NOR4,10 | 6 | 5 |
| 1905 NOR5,29 | 7 | 1 |
| 1906 NOR6,7 | 3 | 0 |
| 1909 NOR9,37 | 3 | 2 |
| 1911 NOR11,42 | 44 | 15 |
| 1912 NOR12,13,18 | 9 | 5 |
| 1914 NOR14,39,40 | 16 | 5 |
| 1915 NOR15,55 | 55 | 31 |
| 1916 NOR16 | 8 | 8 |
| 1917 NOR17 | 0 | 0 |
| 1919 NOR19,34 | 1 | 0 |
| 1920 NOR20,21,24,38,56 | 20 | 7 |
| 1922 NOR22,33 | 1 | 0 |
| 1923 NOR23 | 21 | 19 |
| 1925 NOR25,43,52 | 25 | 10 |
| 1926 NOR26 | 69 | 27 |
| 1927 NOR27,31 | 14 | 5 |
| 1928 NOR28,54 | 14 | 2 |
| 1930 NOR30,50 | 16 | 18 |
| 1932 NOR32,46,47 | 12 | 7 |
| 1935 NOR35,49 | 0 | 2 |
| 1936 NOR36 | 3 | 0 |
| 1941 NOR41 | 0 | 1 |
| 1944 NOR44 | 2 | 2 |
| 1945 NOR45,48,51 | 6 | 6 |
| 1953 NOR53 | 4 | 2 |

(REPUBLICAN)

WITH 28 OF 28 REPORTING
 VOTES PERCENT

GOVERNOR
 (Vote for) 1
 01 = CATHERINE HANAWAY 172 26.58 03 = JOHN BRUNNER 152 23.49
 02 = ERIC GREITENS 180 27.82 04 = PETER D. KINDER 143 22.10

| | 01 | 02 | 03 | 04 |
|------------------------|----|----|----|----|
| 1901 NOR1,2,8 | 0 | 0 | 0 | 0 |
| 1903 NOR3 | 1 | 1 | 1 | 0 |
| 1904 NOR4,10 | 4 | 0 | 4 | 3 |
| 1905 NOR5,29 | 2 | 1 | 2 | 5 |
| 1906 NOR6,7 | 0 | 2 | 1 | 1 |
| 1909 NOR9,37 | 1 | 2 | 2 | 1 |
| 1911 NOR11,42 | 18 | 17 | 25 | 13 |
| 1912 NOR12,13,18 | 8 | 1 | 4 | 3 |
| 1914 NOR14,39,40 | 10 | 6 | 6 | 11 |
| 1915 NOR15,55 | 32 | 26 | 26 | 22 |
| 1916 NOR16 | 4 | 6 | 6 | 3 |
| 1917 NOR17 | 0 | 0 | 0 | 0 |
| 1919 NOR19,34 | 1 | 0 | 0 | 0 |
| 1920 NOR20,21,24,38,56 | 12 | 8 | 6 | 7 |
| 1922 NOR22,33 | 0 | 1 | 0 | 0 |
| 1923 NOR23 | 11 | 14 | 15 | 8 |
| 1925 NOR25,43,52 | 8 | 11 | 13 | 10 |
| 1926 NOR26 | 27 | 38 | 23 | 23 |
| 1927 NOR27,31 | 4 | 11 | 1 | 7 |
| 1928 NOR28,54 | 5 | 8 | 0 | 4 |
| 1930 NOR30,50 | 16 | 5 | 8 | 9 |
| 1932 NOR32,46,47 | 2 | 7 | 3 | 7 |
| 1935 NOR35,49 | 1 | 1 | 0 | 0 |
| 1936 NOR36 | 1 | 1 | 0 | 1 |
| 1941 NOR41 | 0 | 0 | 1 | 0 |
| 1944 NOR44 | 1 | 2 | 1 | 0 |
| 1945 NOR45,48,51 | 2 | 7 | 2 | 5 |
| 1953 NOR53 | 1 | 4 | 2 | 0 |

(REPUBLICAN)

WITH 28 OF 28 REPORTING
 VOTES PERCENT

LIEUTENANT GOVERNOR
 VOTES PERCENT

(Vote for) 1
 01 = ARNIE C. AC DIENOFF
 02 = BEV RANDES

46 7.59
 297 49.01

03 = MIKE PARSON

263 43.40

 01 02 03

1901 NOR1,2,8
 1903 NOR3
 1904 NOR4,10
 1905 NOR5,29
 1906 NOR6,7
 1909 NOR9,37
 1911 NOR11,42
 1912 NOR12,13,18
 1914 NOR14,39,40
 1915 NOR15,55
 1916 NOR16
 1917 NOR17
 1919 NOR19,34
 1920 NOR20,21,24,38,56
 1922 NOR22,33
 1923 NOR23
 1925 NOR25,43,52
 1926 NOR26
 1927 NOR27,31
 1928 NOR28,54
 1930 NOR30,50
 1932 NOR32,46,47
 1935 NOR35,49
 1936 NOR36
 1941 NOR41
 1944 NOR44
 1945 NOR45,48,51
 1953 NOR53

0 0 0
 0 0 2
 1 1 9
 0 4 3
 0 3 1
 0 5 1
 5 35 28
 3 8 4
 0 16 13
 4 48 48
 2 12 3
 0 0 0
 0 1 0
 6 17 7
 0 1 0
 4 18 22
 3 17 19
 5 51 49
 3 11 9
 3 3 9
 1 22 15
 3 10 6
 0 2 0
 0 0 3
 0 0 1
 0 3 1
 2 8 5
 1 1 5

=====

(REPUBLICAN)

VOTES PERCENT

WITH 28 OF 28 REPORTING

VOTES PERCENT

SECRETARY OF STATE

(Vote for) 1
 01 = WILL KRAUS
 02 = JOHN (JAY) ASHCROFT

206 33.07
 382 61.32

03 = ROI CHINN

35 5.62

 01 02 03

1901 NOR1,2,8
 1903 NOR3
 1904 NOR4,10
 1905 NOR5,29
 1906 NOR6,7
 1909 NOR9,37
 1911 NOR11,42
 1912 NOR12,13,18
 1914 NOR14,39,40
 1915 NOR15,55
 1916 NOR16
 1917 NOR17
 1919 NOR19,34
 1920 NOR20,21,24,38,56
 1922 NOR22,33
 1923 NOR23
 1925 NOR25,43,52
 1926 NOR26
 1927 NOR27,31
 1928 NOR28,54
 1930 NOR30,50
 1932 NOR32,46,47
 1935 NOR35,49
 1936 NOR36
 1941 NOR41
 1944 NOR44
 1945 NOR45,48,51
 1953 NOR53

0 0 0
 0 2 0
 3 6 2
 4 5 0
 1 3 0
 2 4 0
 25 41 2
 4 10 1
 4 24 2
 32 65 3
 6 11 2
 0 0 0
 0 1 0
 7 20 6
 1 0 0
 17 29 1
 15 26 1
 35 67 5
 11 11 1
 9 6 2
 13 23 3
 4 15 0
 0 2 0
 2 1 0
 0 0 0
 1 3 0
 8 4 3
 2 3 1

=====

(REPUBLICAN)

VOTES PERCENT

WITH 28 OF 28 REPORTING

STATE TREASURER

(Vote for) 1
 01 = ERIC SCHMITT

528 100.00

 01

1901 NOR1,2,8
 1903 NOR3
 1904 NOR4,10
 1905 NOR5,29
 1906 NOR6,7
 1909 NOR9,37
 1911 NOR11,42
 1912 NOR12,13,18
 1914 NOR14,39,40
 1915 NOR15,55
 1916 NOR16
 1917 NOR17
 1919 NOR19,34
 1920 NOR20,21,24,38,56
 1922 NOR22,33
 1923 NOR23
 1925 NOR25,43,52
 1926 NOR26
 1927 NOR27,31
 1928 NOR28,54
 1930 NOR30,50
 1932 NOR32,46,47
 1935 NOR35,49
 1936 NOR36
 1941 NOR41
 1944 NOR44
 1945 NOR45,48,51
 1953 NOR53

0
 2
 10
 9
 4
 4
 59
 13
 25
 83
 13
 0
 1
 27
 1
 44
 29
 95
 22
 13
 32
 17
 2
 3
 0
 4
 10
 6

=====

(REPUBLICAN)

VOTES PERCENT

WITH 28 OF 28 REPORTING

ATTORNEY GENERAL

(Vote for) 1

01 = JOSH HAWLEY 419 68.02
 02 = KURT SCHAEFER 197 31.98

| | 01 | 02 |
|------------------------|----|----|
| 1901 NOR1,2,8 | 0 | 0 |
| 1903 NOR3 | 1 | 1 |
| 1904 NOR4,10 | 6 | 5 |
| 1905 NOR5,29 | 6 | 3 |
| 1906 NOR6,7 | 0 | 3 |
| 1909 NOR9,37 | 5 | 0 |
| 1911 NOR11,42 | 45 | 22 |
| 1912 NOR12,13,18 | 12 | 3 |
| 1914 NOR14,39,40 | 17 | 13 |
| 1915 NOR15,55 | 71 | 30 |
| 1916 NOR16 | 11 | 7 |
| 1917 NOR17 | 0 | 0 |
| 1919 NOR19,34 | 0 | 1 |
| 1920 NOR20,21,24,38,56 | 18 | 13 |
| 1922 NOR22,33 | 1 | 0 |
| 1923 NOR23 | 34 | 13 |
| 1925 NOR25,43,52 | 29 | 11 |
| 1926 NOR26 | 73 | 34 |
| 1927 NOR27,31 | 18 | 5 |
| 1928 NOR28,54 | 13 | 4 |
| 1930 NOR30,50 | 26 | 12 |
| 1932 NOR32,46,47 | 10 | 9 |
| 1935 NOR35,49 | 2 | 0 |
| 1936 NOR36 | 2 | 1 |
| 1941 NOR41 | 0 | 0 |
| 1944 NOR44 | 3 | 1 |
| 1945 NOR45,48,51 | 11 | 4 |
| 1953 NOR53 | 5 | 2 |

(REPUBLICAN)

WITH 3 OF 3 REPORTING

| | VOTES | PERCENT |
|--|-------|---------|
| STATE REPRESENTATIVE DISTRICT 73 (Vote for) 1 01 = NO CANDIDATE FILED | 0 | |
| 1904 NOR4,10 | 0 | |
| 1912 NOR12,13,18 | 0 | |
| 1917 NOR17 | 0 | |

(REPUBLICAN)

WITH 4 OF 4 REPORTING

| | VOTES | PERCENT |
|--|-------|---------|
| STATE REPRESENTATIVE DISTRICT 74 (Vote for) 1 01 = NO CANDIDATE FILED | 0 | |
| 1919 NOR19,34 | 0 | |
| 1936 NOR36 | 0 | |
| 1944 NOR44 | 0 | |
| 1945 NOR45,48,51 | 0 | |

(REPUBLICAN)

WITH 20 OF 20 REPORTING

| | VOTES | PERCENT |
|---|-------|---------|
| STATE REPRESENTATIVE DISTRICT 85 (Vote for) 1 01 = STEVEN McKNIGHT | 456 | 100.00 |
| 1901 NOR1,2,8 | 0 | |
| 1903 NOR3 | 1 | |
| 1905 NOR5,29 | 8 | |
| 1906 NOR6,7 | 4 | |
| 1909 NOR9,37 | 4 | |
| 1911 NOR11,42 | 54 | |
| 1914 NOR14,39,40 | 23 | |
| 1915 NOR15,55 | 77 | |
| 1916 NOR16 | 15 | |
| 1920 NOR20,21,24,38,56 | 23 | |
| 1922 NOR22,33 | 1 | |
| 1923 NOR23 | 43 | |
| 1925 NOR25,43,52 | 29 | |
| 1926 NOR26 | 93 | |
| 1927 NOR27,31 | 20 | |
| 1930 NOR30,50 | 32 | |
| 1932 NOR32,46,47 | 19 | |
| 1935 NOR35,49 | 2 | |
| 1941 NOR41 | 1 | |
| 1953 NOR53 | 7 | |

(REPUBLICAN)

WITH 1 OF 1 REPORTING

| | VOTES | PERCENT |
|--|-------|---------|
| STATE REPRESENTATIVE DISTRICT 86 (Vote for) 1 01 = NO CANDIDATE FILED | 0 | |
| 1928 NOR28,54 | 0 | |

(REPUBLICAN)

WITH 28 OF 28 REPORTING

| | VOTES | PERCENT |
|--|----------|---------------|
| COMMITTEEMAN NORMANDY TOWNSHIP (Vote for) 1 01 = MARK BECKMANN 02 = INVALID WRITE-IN | 498 6 | 98.81 1.19 |
| 1901 NOR1,2,8 | 0 | 0 |
| 1903 NOR3 | 3 | 0 |
| 1904 NOR4,10 | 8 | 0 |
| 1905 NOR5,29 | 8 | 0 |
| 1906 NOR6,7 | 3 | 0 |

| | | |
|------------------------|----|---|
| 1909 NOR9,37 | 4 | 0 |
| 1911 NOR11,42 | 51 | 0 |
| 1912 NOR12,13,18 | 14 | 0 |
| 1914 NOR14,39,40 | 25 | 0 |
| 1915 NOR15,55 | 79 | 0 |
| 1916 NOR16 | 13 | 0 |
| 1917 NOR17 | 0 | 0 |
| 1919 NOR19,34 | 1 | 0 |
| 1920 NOR20,21,24,38,56 | 25 | 0 |
| 1922 NOR22,33 | 1 | 0 |
| 1923 NOR23 | 39 | 2 |
| 1925 NOR25,43,52 | 29 | 0 |
| 1926 NOR26 | 84 | 2 |
| 1927 NOR27,31 | 19 | 0 |
| 1928 NOR28,54 | 15 | 0 |
| 1930 NOR30,50 | 32 | 1 |
| 1932 NOR32,46,47 | 18 | 0 |
| 1935 NOR35,49 | 1 | 0 |
| 1936 NOR36 | 3 | 0 |
| 1941 NOR41 | 0 | 0 |
| 1944 NOR44 | 3 | 1 |
| 1945 NOR45,48,51 | 14 | 0 |
| 1953 NOR53 | 6 | 0 |

(REPUBLICAN)

WITH 28 OF 28 REPORTING
VOTES PERCENT

COMMITTEEWOMAN NORMANDY TOWNSHIP

(Vote for) 1

01 = JENNIFER McKNIGHT

02 = INVALID WRITE-IN

478 98.35
8 1.65

01 02

| | | |
|------------------------|----|---|
| 1901 NOR1,2,8 | 0 | 0 |
| 1903 NOR3 | 2 | 0 |
| 1904 NOR4,10 | 8 | 0 |
| 1905 NOR5,29 | 8 | 0 |
| 1906 NOR6,7 | 3 | 0 |
| 1909 NOR9,37 | 5 | 0 |
| 1911 NOR11,42 | 48 | 0 |
| 1912 NOR12,13,18 | 13 | 0 |
| 1914 NOR14,39,40 | 22 | 0 |
| 1915 NOR15,55 | 75 | 0 |
| 1916 NOR16 | 13 | 1 |
| 1917 NOR17 | 0 | 0 |
| 1919 NOR19,34 | 1 | 0 |
| 1920 NOR20,21,24,38,56 | 25 | 0 |
| 1922 NOR22,33 | 1 | 0 |
| 1923 NOR23 | 38 | 2 |
| 1925 NOR25,43,52 | 29 | 0 |
| 1926 NOR26 | 82 | 2 |
| 1927 NOR27,31 | 19 | 0 |
| 1928 NOR28,54 | 14 | 0 |
| 1930 NOR30,50 | 28 | 1 |
| 1932 NOR32,46,47 | 18 | 0 |
| 1935 NOR35,49 | 1 | 0 |
| 1936 NOR36 | 3 | 0 |
| 1941 NOR41 | 0 | 0 |
| 1944 NOR44 | 3 | 1 |
| 1945 NOR45,48,51 | 13 | 1 |
| 1953 NOR53 | 6 | 0 |

(LIBERTARIAN)

WITH 28 OF 28 REPORTING
VOTES PERCENT

U.S. SENATE

(Vote for) 1

01 = JONATHAN DINE

02 = HERSCHEL L. YOUNG

9 56.25
7 43.75

01 02

| | | |
|------------------------|---|---|
| 1901 NOR1,2,8 | 0 | 0 |
| 1903 NOR3 | 0 | 0 |
| 1904 NOR4,10 | 0 | 0 |
| 1905 NOR5,29 | 0 | 0 |
| 1906 NOR6,7 | 0 | 0 |
| 1909 NOR9,37 | 0 | 0 |
| 1911 NOR11,42 | 1 | 1 |
| 1912 NOR12,13,18 | 0 | 0 |
| 1914 NOR14,39,40 | 0 | 0 |
| 1915 NOR15,55 | 2 | 2 |
| 1916 NOR16 | 0 | 0 |
| 1917 NOR17 | 0 | 0 |
| 1919 NOR19,34 | 0 | 0 |
| 1920 NOR20,21,24,38,56 | 0 | 0 |
| 1922 NOR22,33 | 0 | 0 |
| 1923 NOR23 | 3 | 1 |
| 1925 NOR25,43,52 | 3 | 1 |
| 1926 NOR26 | 0 | 1 |
| 1927 NOR27,31 | 0 | 0 |
| 1928 NOR28,54 | 0 | 0 |
| 1930 NOR30,50 | 0 | 0 |
| 1932 NOR32,46,47 | 0 | 0 |
| 1935 NOR35,49 | 0 | 0 |
| 1936 NOR36 | 0 | 0 |
| 1941 NOR41 | 0 | 0 |
| 1944 NOR44 | 0 | 0 |
| 1945 NOR45,48,51 | 0 | 1 |
| 1953 NOR53 | 0 | 0 |

(LIBERTARIAN)

WITH 28 OF 28 REPORTING
VOTES PERCENT

U.S. REPRESENTATIVE DISTRICT 1

(Vote for) 1

01 = ROBB E. CUNNINGHAM

17 100.00

01

| | | |
|---------------|---|--|
| 1901 NOR1,2,8 | 0 | |
| 1903 NOR3 | 0 | |
| 1904 NOR4,10 | 0 | |
| 1905 NOR5,29 | 0 | |
| 1906 NOR6,7 | 0 | |
| 1909 NOR9,37 | 0 | |

1911 NOR11,42 3
 1912 NOR12,13,18 0
 1914 NOR14,39,40 0
 1915 NOR15,55 4
 1916 NOR16 0
 1917 NOR17 0
 1919 NOR19,34 0
 1920 NOR20,21,24,38,56 0
 1922 NOR22,33 0
 1923 NOR23 4
 1925 NOR25,43,52 4
 1926 NOR26 1
 1927 NOR27,31 0
 1928 NOR28,54 0
 1930 NOR30,50 0
 1932 NOR32,46,47 0
 1935 NOR35,49 0
 1936 NOR36 0
 1941 NOR41 0
 1944 NOR44 0
 1945 NOR45,48,51 1
 1953 NOR53 0

=====

(LIBERTARIAN)

VOTES PERCENT WITH 28 OF 28 REPORTING

GOVERNOR
 (Vote for) 1
 01 = CISSE W. SPRAGINS

17 100.00

 01

1901 NOR1,2,8 0
 1903 NOR3 0
 1904 NOR4,10 0
 1905 NOR5,29 0
 1906 NOR6,7 0
 1909 NOR9,37 0
 1911 NOR11,42 3
 1912 NOR12,13,18 0
 1914 NOR14,39,40 0
 1915 NOR15,55 4
 1916 NOR16 0
 1917 NOR17 0
 1919 NOR19,34 0
 1920 NOR20,21,24,38,56 0
 1922 NOR22,33 0
 1923 NOR23 4
 1925 NOR25,43,52 4
 1926 NOR26 1
 1927 NOR27,31 0
 1928 NOR28,54 0
 1930 NOR30,50 0
 1932 NOR32,46,47 0
 1935 NOR35,49 0
 1936 NOR36 0
 1941 NOR41 0
 1944 NOR44 0
 1945 NOR45,48,51 1
 1953 NOR53 0

=====

(LIBERTARIAN)

VOTES PERCENT WITH 28 OF 28 REPORTING

LIEUTENANT GOVERNOR
 (Vote for) 1
 01 = STEVEN R. HEDRICK

17 100.00

 01

1901 NOR1,2,8 0
 1903 NOR3 0
 1904 NOR4,10 0
 1905 NOR5,29 0
 1906 NOR6,7 0
 1909 NOR9,37 0
 1911 NOR11,42 3
 1912 NOR12,13,18 0
 1914 NOR14,39,40 0
 1915 NOR15,55 3
 1916 NOR16 0
 1917 NOR17 0
 1919 NOR19,34 0
 1920 NOR20,21,24,38,56 0
 1922 NOR22,33 0
 1923 NOR23 4
 1925 NOR25,43,52 4
 1926 NOR26 1
 1927 NOR27,31 0
 1928 NOR28,54 0
 1930 NOR30,50 0
 1932 NOR32,46,47 0
 1935 NOR35,49 0
 1936 NOR36 0
 1941 NOR41 0
 1944 NOR44 0
 1945 NOR45,48,51 2
 1953 NOR53 0

=====

(LIBERTARIAN)

VOTES PERCENT WITH 28 OF 28 REPORTING

SECRETARY OF STATE
 (Vote for) 1
 01 = CHRIS MORRILL

16 100.00

 01

1901 NOR1,2,8 0
 1903 NOR3 0
 1904 NOR4,10 0
 1905 NOR5,29 0
 1906 NOR6,7 0
 1909 NOR9,37 0
 1911 NOR11,42 3
 1912 NOR12,13,18 0
 1914 NOR14,39,40 0

1915 NOR15,55 4
 1916 NOR16 0
 1917 NOR17 0
 1919 NOR19,34 0
 1920 NOR20,21,24,38,56 0
 1922 NOR22,33 0
 1923 NOR23 4
 1925 NOR25,43,52 4
 1926 NOR26 1
 1927 NOR27,31 0
 1928 NOR28,54 0
 1930 NOR30,50 0
 1932 NOR32,46,47 0
 1935 NOR35,49 0
 1936 NOR36 0
 1941 NOR41 0
 1944 NOR44 0
 1945 NOR45,48,51 0
 1953 NOR53 0

(LIBERTARIAN)

VOTES PERCENT WITH 28 OF 28 REPORTING

STATE TREASURER
 (Vote for) 1
 01 = SEAN O'TOOLE

16 100.00

01

1901 NOR1,2,8 0
 1903 NOR3 0
 1904 NOR4,10 0
 1905 NOR5,29 0
 1906 NOR6,7 0
 1909 NOR9,37 0
 1911 NOR11,42 3
 1912 NOR12,13,18 0
 1914 NOR14,39,40 0
 1915 NOR15,55 3
 1916 NOR16 0
 1917 NOR17 0
 1919 NOR19,34 0
 1920 NOR20,21,24,38,56 0
 1922 NOR22,33 0
 1923 NOR23 4
 1925 NOR25,43,52 4
 1926 NOR26 1
 1927 NOR27,31 0
 1928 NOR28,54 0
 1930 NOR30,50 0
 1932 NOR32,46,47 0
 1935 NOR35,49 0
 1936 NOR36 0
 1941 NOR41 0
 1944 NOR44 0
 1945 NOR45,48,51 1
 1953 NOR53 0

(LIBERTARIAN)

VOTES PERCENT WITH 28 OF 28 REPORTING

ATTORNEY GENERAL
 (Vote for) 1
 01 = NO CANDIDATE FILED

0

01

1901 NOR1,2,8 0
 1903 NOR3 0
 1904 NOR4,10 0
 1905 NOR5,29 0
 1906 NOR6,7 0
 1909 NOR9,37 0
 1911 NOR11,42 0
 1912 NOR12,13,18 0
 1914 NOR14,39,40 0
 1915 NOR15,55 0
 1916 NOR16 0
 1917 NOR17 0
 1919 NOR19,34 0
 1920 NOR20,21,24,38,56 0
 1922 NOR22,33 0
 1923 NOR23 0
 1925 NOR25,43,52 0
 1926 NOR26 0
 1927 NOR27,31 0
 1928 NOR28,54 0
 1930 NOR30,50 0
 1932 NOR32,46,47 0
 1935 NOR35,49 0
 1936 NOR36 0
 1941 NOR41 0
 1944 NOR44 0
 1945 NOR45,48,51 0
 1953 NOR53 0

(LIBERTARIAN)

VOTES PERCENT WITH 3 OF 3 REPORTING

STATE REPRESENTATIVE DISTRICT 73
 (Vote for) 1
 01 = NO CANDIDATE FILED

0

01

1904 NOR4,10 0
 1912 NOR12,13,18 0
 1917 NOR17 0

(LIBERTARIAN)

VOTES PERCENT WITH 4 OF 4 REPORTING

STATE REPRESENTATIVE DISTRICT 74
 (Vote for) 1
 01 = NO CANDIDATE FILED

0

01

1919 NOR19,34 0
 1936 NOR36 0
 1944 NOR44 0
 1945 NOR45,48,51 0

(LIBERTARIAN)

VOTES PERCENT WITH 20 OF 20 REPORTING

STATE REPRESENTATIVE DISTRICT 85
 (Vote for) 1
 01 = NO CANDIDATE FILED

0

 01

 1901 NOR1,2,8 0
 1903 NOR3 0
 1905 NOR5,29 0
 1906 NOR6,7 0
 1909 NOR9,37 0
 1911 NOR11,42 0
 1914 NOR14,39,40 0
 1915 NOR15,55 0
 1916 NOR16 0
 1920 NOR20,21,24,38,56 0
 1922 NOR22,33 0
 1923 NOR23 0
 1925 NOR25,43,52 0
 1926 NOR26 0
 1927 NOR27,31 0
 1930 NOR30,50 0
 1932 NOR32,46,47 0
 1935 NOR35,49 0
 1941 NOR41 0
 1953 NOR53 0

(LIBERTARIAN)

VOTES PERCENT WITH 1 OF 1 REPORTING

STATE REPRESENTATIVE DISTRICT 86
 (Vote for) 1
 01 = NO CANDIDATE FILED

0

 01

 1928 NOR28,54 0

(LIBERTARIAN)

VOTES PERCENT WITH 28 OF 28 REPORTING

COMMITTEEMAN NORMANDY TOWNSHIP
 (Vote for) 1
 01 = NO CANDIDATE FILED
 02 = *SEE OFFICIAL WRITE-IN REPORT

0
 2 100.00

 01 02

 1901 NOR1,2,8 0 0
 1903 NOR3 0 0
 1904 NOR4,10 0 0
 1905 NOR5,29 0 0
 1906 NOR6,7 0 0
 1909 NOR9,37 0 0
 1911 NOR11,42 0 1
 1912 NOR12,13,18 0 0
 1914 NOR14,39,40 0 0
 1915 NOR15,55 0 1
 1916 NOR16 0 0
 1917 NOR17 0 0
 1919 NOR19,34 0 0
 1920 NOR20,21,24,38,56 0 0
 1922 NOR22,33 0 0
 1923 NOR23 0 0
 1925 NOR25,43,52 0 0
 1926 NOR26 0 0
 1927 NOR27,31 0 0
 1928 NOR28,54 0 0
 1930 NOR30,50 0 0
 1932 NOR32,46,47 0 0
 1935 NOR35,49 0 0
 1936 NOR36 0 0
 1941 NOR41 0 0
 1944 NOR44 0 0
 1945 NOR45,48,51 0 0
 1953 NOR53 0 0

(LIBERTARIAN)

VOTES PERCENT WITH 28 OF 28 REPORTING

COMMITTEEWOMAN NORMANDY TOWNSHIP
 (Vote for) 1
 01 = NO CANDIDATE FILED
 02 = *SEE OFFICIAL WRITE-IN REPORT

0
 2 100.00

 01 02

 1901 NOR1,2,8 0 0
 1903 NOR3 0 0
 1904 NOR4,10 0 0
 1905 NOR5,29 0 0
 1906 NOR6,7 0 0
 1909 NOR9,37 0 0
 1911 NOR11,42 0 1
 1912 NOR12,13,18 0 0
 1914 NOR14,39,40 0 0
 1915 NOR15,55 0 1
 1916 NOR16 0 0
 1917 NOR17 0 0
 1919 NOR19,34 0 0
 1920 NOR20,21,24,38,56 0 0
 1922 NOR22,33 0 0
 1923 NOR23 0 0
 1925 NOR25,43,52 0 0
 1926 NOR26 0 0
 1927 NOR27,31 0 0
 1928 NOR28,54 0 0
 1930 NOR30,50 0 0

| | | |
|------------------|---|---|
| 1932 NOR32,46,47 | 0 | 0 |
| 1935 NOR35,49 | 0 | 0 |
| 1936 NOR36 | 0 | 0 |
| 1941 NOR41 | 0 | 0 |
| 1944 NOR44 | 0 | 0 |
| 1945 NOR45,48,51 | 0 | 0 |
| 1953 NOR53 | 0 | 0 |

(CONSTITUTION)

VOTES PERCENT WITH 28 OF 28 REPORTING

U.S. SENATE
(Vote for) 1
01 = FRED RYMAN

1 100.00

01

| | |
|------------------------|---|
| 1901 NOR1,2,8 | 0 |
| 1903 NOR3 | 0 |
| 1904 NOR4,10 | 0 |
| 1905 NOR5,29 | 0 |
| 1906 NOR6,7 | 0 |
| 1909 NOR9,37 | 0 |
| 1911 NOR11,42 | 0 |
| 1912 NOR12,13,18 | 0 |
| 1914 NOR14,39,40 | 0 |
| 1915 NOR15,55 | 0 |
| 1916 NOR16 | 1 |
| 1917 NOR17 | 0 |
| 1919 NOR19,34 | 0 |
| 1920 NOR20,21,24,38,56 | 0 |
| 1922 NOR22,33 | 0 |
| 1923 NOR23 | 0 |
| 1925 NOR25,43,52 | 0 |
| 1926 NOR26 | 0 |
| 1927 NOR27,31 | 0 |
| 1928 NOR28,54 | 0 |
| 1930 NOR30,50 | 0 |
| 1932 NOR32,46,47 | 0 |
| 1935 NOR35,49 | 0 |
| 1936 NOR36 | 0 |
| 1941 NOR41 | 0 |
| 1944 NOR44 | 0 |
| 1945 NOR45,48,51 | 0 |
| 1953 NOR53 | 0 |

(CONSTITUTION)

VOTES PERCENT WITH 28 OF 28 REPORTING

U.S. REPRESENTATIVE DISTRICT 1
(Vote for) 1
01 = NO CANDIDATE FILED

0

01

| | |
|------------------------|---|
| 1901 NOR1,2,8 | 0 |
| 1903 NOR3 | 0 |
| 1904 NOR4,10 | 0 |
| 1905 NOR5,29 | 0 |
| 1906 NOR6,7 | 0 |
| 1909 NOR9,37 | 0 |
| 1911 NOR11,42 | 0 |
| 1912 NOR12,13,18 | 0 |
| 1914 NOR14,39,40 | 0 |
| 1915 NOR15,55 | 0 |
| 1916 NOR16 | 0 |
| 1917 NOR17 | 0 |
| 1919 NOR19,34 | 0 |
| 1920 NOR20,21,24,38,56 | 0 |
| 1922 NOR22,33 | 0 |
| 1923 NOR23 | 0 |
| 1925 NOR25,43,52 | 0 |
| 1926 NOR26 | 0 |
| 1927 NOR27,31 | 0 |
| 1928 NOR28,54 | 0 |
| 1930 NOR30,50 | 0 |
| 1932 NOR32,46,47 | 0 |
| 1935 NOR35,49 | 0 |
| 1936 NOR36 | 0 |
| 1941 NOR41 | 0 |
| 1944 NOR44 | 0 |
| 1945 NOR45,48,51 | 0 |
| 1953 NOR53 | 0 |

(CONSTITUTION)

VOTES PERCENT WITH 28 OF 28 REPORTING

GOVERNOR
(Vote for) 1
01 = NO CANDIDATE FILED

0

01

| | |
|------------------------|---|
| 1901 NOR1,2,8 | 0 |
| 1903 NOR3 | 0 |
| 1904 NOR4,10 | 0 |
| 1905 NOR5,29 | 0 |
| 1906 NOR6,7 | 0 |
| 1909 NOR9,37 | 0 |
| 1911 NOR11,42 | 0 |
| 1912 NOR12,13,18 | 0 |
| 1914 NOR14,39,40 | 0 |
| 1915 NOR15,55 | 0 |
| 1916 NOR16 | 0 |
| 1917 NOR17 | 0 |
| 1919 NOR19,34 | 0 |
| 1920 NOR20,21,24,38,56 | 0 |
| 1922 NOR22,33 | 0 |
| 1923 NOR23 | 0 |
| 1925 NOR25,43,52 | 0 |
| 1926 NOR26 | 0 |
| 1927 NOR27,31 | 0 |
| 1928 NOR28,54 | 0 |
| 1930 NOR30,50 | 0 |
| 1932 NOR32,46,47 | 0 |
| 1935 NOR35,49 | 0 |
| 1936 NOR36 | 0 |

1941 NOR41 0
1944 NOR44 0
1945 NOR45,48,51 0
1953 NOR53 0

(CONSTITUTION)

VOTES PERCENT WITH 28 OF 28 REPORTING

LIEUTENANT GOVERNOR
(Vote for) 1
01 = NO CANDIDATE FILED

0

01

1901 NOR1,2,8 0
1903 NOR3 0
1904 NOR4,10 0
1905 NOR5,29 0
1906 NOR6,7 0
1909 NOR9,37 0
1911 NOR11,42 0
1912 NOR12,13,18 0
1914 NOR14,39,40 0
1915 NOR15,55 0
1916 NOR16 0
1917 NOR17 0
1919 NOR19,34 0
1920 NOR20,21,24,38,56 0
1922 NOR22,33 0
1923 NOR23 0
1925 NOR25,43,52 0
1926 NOR26 0
1927 NOR27,31 0
1928 NOR28,54 0
1930 NOR30,50 0
1932 NOR32,46,47 0
1935 NOR35,49 0
1936 NOR36 0
1941 NOR41 0
1944 NOR44 0
1945 NOR45,48,51 0
1953 NOR53 0

(CONSTITUTION)

VOTES PERCENT WITH 28 OF 28 REPORTING

SECRETARY OF STATE
(Vote for) 1
01 = NO CANDIDATE FILED

0

01

1901 NOR1,2,8 0
1903 NOR3 0
1904 NOR4,10 0
1905 NOR5,29 0
1906 NOR6,7 0
1909 NOR9,37 0
1911 NOR11,42 0
1912 NOR12,13,18 0
1914 NOR14,39,40 0
1915 NOR15,55 0
1916 NOR16 0
1917 NOR17 0
1919 NOR19,34 0
1920 NOR20,21,24,38,56 0
1922 NOR22,33 0
1923 NOR23 0
1925 NOR25,43,52 0
1926 NOR26 0
1927 NOR27,31 0
1928 NOR28,54 0
1930 NOR30,50 0
1932 NOR32,46,47 0
1935 NOR35,49 0
1936 NOR36 0
1941 NOR41 0
1944 NOR44 0
1945 NOR45,48,51 0
1953 NOR53 0

(CONSTITUTION)

VOTES PERCENT WITH 28 OF 28 REPORTING

STATE TREASURER
(Vote for) 1
01 = NO CANDIDATE FILED

0

01

1901 NOR1,2,8 0
1903 NOR3 0
1904 NOR4,10 0
1905 NOR5,29 0
1906 NOR6,7 0
1909 NOR9,37 0
1911 NOR11,42 0
1912 NOR12,13,18 0
1914 NOR14,39,40 0
1915 NOR15,55 0
1916 NOR16 0
1917 NOR17 0
1919 NOR19,34 0
1920 NOR20,21,24,38,56 0
1922 NOR22,33 0
1923 NOR23 0
1925 NOR25,43,52 0
1926 NOR26 0
1927 NOR27,31 0
1928 NOR28,54 0
1930 NOR30,50 0
1932 NOR32,46,47 0
1935 NOR35,49 0
1936 NOR36 0
1941 NOR41 0
1944 NOR44 0
1945 NOR45,48,51 0

1953 NOR53 0

(CONSTITUTION) VOTES PERCENT WITH 28 OF 28 REPORTING

ATTORNEY GENERAL
 (Vote for) 1
 01 = NO CANDIDATE FILED 0

 01

1901 NOR1,2,8 0
 1903 NOR3 0
 1904 NOR4,10 0
 1905 NOR5,29 0
 1906 NOR6,7 0
 1909 NOR9,37 0
 1911 NOR11,42 0
 1912 NOR12,13,18 0
 1914 NOR14,39,40 0
 1915 NOR15,55 0
 1916 NOR16 0
 1917 NOR17 0
 1919 NOR19,34 0
 1920 NOR20,21,24,38,56 0
 1922 NOR22,33 0
 1923 NOR23 0
 1925 NOR25,43,52 0
 1926 NOR26 0
 1927 NOR27,31 0
 1928 NOR28,54 0
 1930 NOR30,50 0
 1932 NOR32,46,47 0
 1935 NOR35,49 0
 1936 NOR36 0
 1941 NOR41 0
 1944 NOR44 0
 1945 NOR45,48,51 0
 1953 NOR53 0

(CONSTITUTION) VOTES PERCENT WITH 3 OF 3 REPORTING

STATE REPRESENTATIVE DISTRICT 73
 (Vote for) 1
 01 = NO CANDIDATE FILED 0

 01

1904 NOR4,10 0
 1912 NOR12,13,18 0
 1917 NOR17 0

(CONSTITUTION) VOTES PERCENT WITH 4 OF 4 REPORTING

STATE REPRESENTATIVE DISTRICT 74
 (Vote for) 1
 01 = NO CANDIDATE FILED 0

 01

1919 NOR19,34 0
 1936 NOR36 0
 1944 NOR44 0
 1945 NOR45,48,51 0

(CONSTITUTION) VOTES PERCENT WITH 20 OF 20 REPORTING

STATE REPRESENTATIVE DISTRICT 85
 (Vote for) 1
 01 = NO CANDIDATE FILED 0

 01

1901 NOR1,2,8 0
 1903 NOR3 0
 1905 NOR5,29 0
 1906 NOR6,7 0
 1909 NOR9,37 0
 1911 NOR11,42 0
 1914 NOR14,39,40 0
 1915 NOR15,55 0
 1916 NOR16 0
 1920 NOR20,21,24,38,56 0
 1922 NOR22,33 0
 1923 NOR23 0
 1925 NOR25,43,52 0
 1926 NOR26 0
 1927 NOR27,31 0
 1930 NOR30,50 0
 1932 NOR32,46,47 0
 1935 NOR35,49 0
 1941 NOR41 0
 1953 NOR53 0

(CONSTITUTION) VOTES PERCENT WITH 1 OF 1 REPORTING

STATE REPRESENTATIVE DISTRICT 86
 (Vote for) 1
 01 = NO CANDIDATE FILED 0

 01

1928 NOR28,54 0

(CONSTITUTION) VOTES PERCENT WITH 28 OF 28 REPORTING

COMMITTEEMAN NORMANDY TOWNSHIP
 (Vote for) 1
 01 = NO CANDIDATE FILED 0
 02 = *SEE OFFICIAL WRITE-IN REPORT 0

 01 02

| | | |
|------------------------|---|---|
| 1901 NOR1,2,8 | 0 | 0 |
| 1903 NOR3 | 0 | 0 |
| 1904 NOR4,10 | 0 | 0 |
| 1905 NOR5,29 | 0 | 0 |
| 1906 NOR6,7 | 0 | 0 |
| 1909 NOR9,37 | 0 | 0 |
| 1911 NOR11,42 | 0 | 0 |
| 1912 NOR12,13,18 | 0 | 0 |
| 1914 NOR14,39,40 | 0 | 0 |
| 1915 NOR15,55 | 0 | 0 |
| 1916 NOR16 | 0 | 0 |
| 1917 NOR17 | 0 | 0 |
| 1919 NOR19,34 | 0 | 0 |
| 1920 NOR20,21,24,38,56 | 0 | 0 |
| 1922 NOR22,33 | 0 | 0 |
| 1923 NOR23 | 0 | 0 |
| 1925 NOR25,43,52 | 0 | 0 |
| 1926 NOR26 | 0 | 0 |
| 1927 NOR27,31 | 0 | 0 |
| 1928 NOR28,54 | 0 | 0 |
| 1930 NOR30,50 | 0 | 0 |
| 1932 NOR32,46,47 | 0 | 0 |
| 1935 NOR35,49 | 0 | 0 |
| 1936 NOR36 | 0 | 0 |
| 1941 NOR41 | 0 | 0 |
| 1944 NOR44 | 0 | 0 |
| 1945 NOR45,48,51 | 0 | 0 |
| 1953 NOR53 | 0 | 0 |

(CONSTITUTION)

VOTES PERCENT WITH 28 OF 28 REPORTING

| | | |
|------------------------------------|----|----|
| COMMITTEEWOMAN NORMANDY TOWNSHIP | | |
| (Vote for) 1 | | |
| 01 = NO CANDIDATE FILED | 0 | |
| 02 = *SEE OFFICIAL WRITE-IN REPORT | 0 | |
| | 01 | 02 |

| | | |
|------------------------|---|---|
| 1901 NOR1,2,8 | 0 | 0 |
| 1903 NOR3 | 0 | 0 |
| 1904 NOR4,10 | 0 | 0 |
| 1905 NOR5,29 | 0 | 0 |
| 1906 NOR6,7 | 0 | 0 |
| 1909 NOR9,37 | 0 | 0 |
| 1911 NOR11,42 | 0 | 0 |
| 1912 NOR12,13,18 | 0 | 0 |
| 1914 NOR14,39,40 | 0 | 0 |
| 1915 NOR15,55 | 0 | 0 |
| 1916 NOR16 | 0 | 0 |
| 1917 NOR17 | 0 | 0 |
| 1919 NOR19,34 | 0 | 0 |
| 1920 NOR20,21,24,38,56 | 0 | 0 |
| 1922 NOR22,33 | 0 | 0 |
| 1923 NOR23 | 0 | 0 |
| 1925 NOR25,43,52 | 0 | 0 |
| 1926 NOR26 | 0 | 0 |
| 1927 NOR27,31 | 0 | 0 |
| 1928 NOR28,54 | 0 | 0 |
| 1930 NOR30,50 | 0 | 0 |
| 1932 NOR32,46,47 | 0 | 0 |
| 1935 NOR35,49 | 0 | 0 |
| 1936 NOR36 | 0 | 0 |
| 1941 NOR41 | 0 | 0 |
| 1944 NOR44 | 0 | 0 |
| 1945 NOR45,48,51 | 0 | 0 |
| 1953 NOR53 | 0 | 0 |

(NONPARTISAN)

VOTES PERCENT WITH 1 OF 1 REPORTING

| | | |
|--------------------------------------|-----|-------|
| MAYOR GREENDALE | | |
| (Vote for) 1 | | |
| 01 = H. LAMARR HUDDLESTON | 190 | 94.06 |
| 02 = ANN MARIE BERRY 11 W/I VOTES OF | 12 | 5.94 |
| | 01 | 02 |
| 1916 NOR16 | 190 | 12 |

(NONPARTISAN)

VOTES PERCENT WITH 1 OF 1 REPORTING

| | | |
|--------------------------------------|-----|-------|
| BEL-NOR - PROPOSITION 1 | | |
| **BUSINESS LICENSE TAX - UTILITIES** | | |
| (Vote for) 1 | | |
| 01 = YES | 325 | 66.46 |
| 02 = NO | 164 | 33.54 |
| | 01 | 02 |
| 1915 NOR15,55 | 325 | 164 |

(NONPARTISAN)

VOTES PERCENT WITH 1 OF 1 REPORTING

| | | |
|---|-----|-------|
| GREENDALE - PROPOSITION B | | |
| **OUT OF STATE SALES TAX - CONTINUATION** | | |
| (Vote for) 1 | | |
| 01 = YES | 170 | 84.58 |
| 02 = NO | 31 | 15.42 |
| | 01 | 02 |
| 1916 NOR16 | 170 | 31 |

(NONPARTISAN)

VOTES PERCENT WITH 1 OF 1 REPORTING

| | | |
|---|-----|-------|
| PASADENA HILLS - PROPOSITION P | | |
| **TAX LEVY - POLICING & PUBLIC SAFETY** | | |
| (Vote for) 1 | | |
| 01 = YES | 150 | 36.59 |
| 02 = NO | 260 | 63.41 |
| | 01 | 02 |

1911 NOR11,42

150 260

(NONPARTISAN)

VOTES PERCENT

WITH 1 OF 1 REPORTING

VELDA CITY - PROPOSITION B
OUT OF STATE SALES TAX - CONTINUATION
(Vote for) 1
01 = YES
02 = NO

150 69.77
65 30.23

01 02

1909 NOR9,37

150 65

WE, THE BOARD OF ELECTION COMMISSIONERS OF ST. LOUIS COUNTY, MISSOURI, ACTING AS THE VERIFICATION BOARD PURSUANT TO SECTION 115.507, RSMo, HEREBY CERTIFY THE FOREGOING TO BE A TRUE AND CORRECT ABSTRACT OF VOTES CAST FOR THE CANDIDATES AND ISSUES AT THE PRIMARY ELECTION HELD IN ST. LOUIS COUNTY, MISSOURI, ON AUGUST 2, 2016. IN TESTIMONY WHEREOF, WE HAVE HEREUNTO SET OUR HAND AT OUR OFFICE IN MAPLEWOOD, ST. LOUIS COUNTY, MISSOURI, ON AUGUST 16, 2016.

Richard H. Kellett
RICHARD H. KELLETT, CHAIRMAN

John W. Maupin
JOHN W. MAUPIN, SECRETARY

Trudi McCollum Foushee
TRUDI MCCOLLUM FOUSHEE, COMMISSIONER

John P. King
JOHN P. KING, COMMISSIONER



| | | WITH 27 OF 27 PRECINCTS REPORTING | | | | | | | | TOTAL | PERCENT |
|--------------------------------|--|-----------------------------------|-------|--|--|--|--|--|--|-------|---------|
| 01 = REGISTERED VOTERS - TOTAL | | 19,780 | | | | | | | | 9 | .21 |
| 02 = BALLOTS CAST - TOTAL | | 4,248 | | | | | | | | 3 | .07 |
| 03 = BALLOTS CAST - DEMOCRATIC | | 3,858 | 90.82 | | | | | | | 14 | .33 |
| 04 = BALLOTS CAST - REPUBLICAN | | 364 | 8.57 | | | | | | | | 21.48 |

| | 01 | 02 | 03 | 04 | 05 | 06 | 07 | 08 |
|---------------------|------|-----|-----|----|----|----|----|-------|
| 2001 NRW1,27 | 188 | 18 | 18 | 0 | 0 | 0 | 0 | 9.57 |
| 2002 NRW2,8,15,29 | 371 | 65 | 62 | 2 | 0 | 1 | 0 | 17.52 |
| 2003 NRW3,4 | 1069 | 220 | 214 | 5 | 1 | 0 | 0 | 20.58 |
| 2005 NRW5,6 | 1236 | 215 | 202 | 10 | 1 | 2 | 0 | 17.39 |
| 2007 NRW7,17 | 1558 | 421 | 343 | 71 | 1 | 0 | 6 | 27.02 |
| 2009 NRW9,26 | 328 | 93 | 90 | 3 | 0 | 0 | 0 | 28.35 |
| 2010 NRW10 | 467 | 152 | 150 | 2 | 0 | 0 | 0 | 32.55 |
| 2011 NRW11,13 | 1501 | 404 | 378 | 26 | 0 | 0 | 0 | 26.92 |
| 2012 NRW12,20,24,37 | 703 | 166 | 156 | 10 | 0 | 0 | 0 | 23.61 |
| 2014 NRW14,23,34 | 501 | 105 | 100 | 4 | 1 | 0 | 0 | 20.96 |
| 2016 NRW16,22,44,45 | 594 | 125 | 118 | 7 | 0 | 0 | 0 | 21.04 |
| 2018 NRW18 | 589 | 104 | 98 | 6 | 0 | 0 | 0 | 17.66 |
| 2019 NRW19 | 1244 | 318 | 245 | 70 | 0 | 0 | 3 | 25.56 |
| 2021 NRW21 | 1294 | 248 | 213 | 34 | 0 | 0 | 1 | 19.17 |
| 2025 NRW25 | 607 | 160 | 117 | 36 | 3 | 0 | 4 | 26.36 |
| 2028 NRW28 | 349 | 42 | 40 | 2 | 0 | 0 | 0 | 12.03 |
| 2030 NRW30,36 | 871 | 145 | 137 | 8 | 0 | 0 | 0 | 16.65 |
| 2031 NRW31,33,47 | 969 | 185 | 172 | 13 | 0 | 0 | 0 | 19.09 |
| 2032 NRW32 | 435 | 44 | 44 | 0 | 0 | 0 | 0 | 10.11 |
| 2035 NRW35,40,41,49 | 781 | 116 | 115 | 1 | 0 | 0 | 0 | 14.85 |
| 2038 NRW38 | 257 | 36 | 34 | 2 | 0 | 0 | 0 | 14.01 |
| 2039 NRW39 | 653 | 147 | 128 | 18 | 1 | 0 | 0 | 22.51 |
| 2042 NRW42 | 731 | 212 | 208 | 4 | 0 | 0 | 0 | 29.00 |
| 2043 NRW43 | 736 | 151 | 147 | 4 | 0 | 0 | 0 | 20.52 |
| 2046 NRW46 | 402 | 101 | 92 | 8 | 1 | 0 | 0 | 25.12 |
| 2048 NRW48 | 654 | 118 | 111 | 7 | 0 | 0 | 0 | 18.04 |
| 2050 NRW50,51 | 692 | 137 | 126 | 11 | 0 | 0 | 0 | 19.80 |

(DEMOCRATIC)

| | | VOTES PERCENT | | WITH 27 OF 27 REPORTING | | VOTES | PERCENT |
|-----------------------|--|---------------|-------|-------------------------|--|-------|---------|
| U.S. SENATE | | | | | | | |
| (Vote for) 1 | | | | | | | |
| 01 = CHIEF WANA DUBIE | | 514 | 14.51 | 03 = JASON KANDER | | 1,653 | 46.67 |
| 02 = CORI BUSH | | 955 | 26.96 | 04 = ROBERT MACK | | 420 | 11.86 |

| | 01 | 02 | 03 | 04 |
|---------------------|----|-----|-----|----|
| 2001 NRW1,27 | 1 | 6 | 7 | 1 |
| 2002 NRW2,8,15,29 | 9 | 12 | 23 | 10 |
| 2003 NRW3,4 | 30 | 79 | 63 | 21 |
| 2005 NRW5,6 | 24 | 64 | 74 | 30 |
| 2007 NRW7,17 | 38 | 106 | 158 | 29 |
| 2009 NRW9,26 | 10 | 25 | 39 | 10 |
| 2010 NRW10 | 26 | 22 | 62 | 18 |
| 2011 NRW11,13 | 47 | 62 | 195 | 42 |
| 2012 NRW12,20,24,37 | 27 | 41 | 50 | 19 |
| 2014 NRW14,23,34 | 13 | 31 | 43 | 8 |
| 2016 NRW16,22,44,45 | 16 | 22 | 64 | 7 |
| 2018 NRW18 | 14 | 19 | 35 | 21 |
| 2019 NRW19 | 25 | 80 | 104 | 21 |
| 2021 NRW21 | 26 | 68 | 73 | 26 |
| 2025 NRW25 | 9 | 32 | 57 | 9 |
| 2028 NRW28 | 6 | 7 | 17 | 7 |
| 2030 NRW30,36 | 22 | 38 | 50 | 11 |
| 2031 NRW31,33,47 | 33 | 31 | 74 | 16 |
| 2032 NRW32 | 10 | 12 | 18 | 4 |
| 2035 NRW35,40,41,49 | 14 | 13 | 67 | 13 |
| 2038 NRW38 | 3 | 14 | 12 | 4 |
| 2039 NRW39 | 11 | 24 | 75 | 9 |
| 2042 NRW42 | 26 | 49 | 83 | 27 |
| 2043 NRW43 | 11 | 30 | 71 | 21 |
| 2046 NRW46 | 15 | 15 | 49 | 9 |
| 2048 NRW48 | 28 | 20 | 42 | 13 |
| 2050 NRW50,51 | 20 | 33 | 48 | 14 |

(DEMOCRATIC)

| | | VOTES PERCENT | | WITH 27 OF 27 REPORTING | | VOTES | PERCENT |
|--------------------------------|--|---------------|-------|-------------------------------|--|-------|---------|
| U.S. REPRESENTATIVE DISTRICT 1 | | | | | | | |
| (Vote for) 1 | | | | | | | |
| 01 = (WILLIAM) BILL HAAS | | 212 | 5.56 | 03 = MARIA N. CHAPPELLE-NADAL | | 926 | 24.29 |
| 02 = LACY CLAY | | 2,675 | 70.15 | | | | |

| | 01 | 02 | 03 |
|---------------------|----|-----|-----|
| 2001 NRW1,27 | 0 | 18 | 0 |
| 2002 NRW2,8,15,29 | 5 | 42 | 15 |
| 2003 NRW3,4 | 12 | 160 | 42 |
| 2005 NRW5,6 | 5 | 144 | 51 |
| 2007 NRW7,17 | 27 | 232 | 81 |
| 2009 NRW9,26 | 2 | 58 | 30 |
| 2010 NRW10 | 8 | 111 | 29 |
| 2011 NRW11,13 | 13 | 261 | 102 |
| 2012 NRW12,20,24,37 | 9 | 113 | 32 |
| 2014 NRW14,23,34 | 1 | 68 | 31 |
| 2016 NRW16,22,44,45 | 5 | 81 | 31 |
| 2018 NRW18 | 3 | 75 | 18 |
| 2019 NRW19 | 29 | 128 | 81 |
| 2021 NRW21 | 6 | 142 | 63 |
| 2025 NRW25 | 29 | 48 | 36 |
| 2028 NRW28 | 1 | 35 | 4 |
| 2030 NRW30,36 | 5 | 105 | 26 |
| 2031 NRW31,33,47 | 3 | 136 | 32 |
| 2032 NRW32 | 2 | 31 | 11 |
| 2035 NRW35,40,41,49 | 11 | 81 | 22 |
| 2038 NRW38 | 1 | 28 | 5 |
| 2039 NRW39 | 4 | 84 | 35 |
| 2042 NRW42 | 5 | 158 | 42 |
| 2043 NRW43 | 9 | 110 | 28 |
| 2046 NRW46 | 6 | 60 | 25 |
| 2048 NRW48 | 5 | 81 | 23 |
| 2050 NRW50,51 | 6 | 85 | 31 |

(DEMOCRATIC)

VOTES PERCENT

WITH 27 OF 27 REPORTING

VOTES PERCENT

| GOVERNOR | | | | | | | |
|----------------------------------|----------------|-------|-------|-------------------------|----|-----|-------|
| (Vote for) 1 | | | | | | | |
| 01 = LEONARD JOSEPH STEINMAN, II | | 264 | 7.34 | 03 = ERIC MORRISON | | 486 | 13.51 |
| 02 = CHRIS KOSTER | | 2,455 | 68.23 | 04 = CHARLES B. WHEELER | | 393 | 10.92 |
| | | 01 | 02 | 03 | 04 | | |
| 2001 | NRW1,27 | 2 | 9 | 3 | 0 | | |
| 2002 | NRW2,8,15,29 | 6 | 34 | 10 | 6 | | |
| 2003 | NRW3,4 | 22 | 119 | 21 | 28 | | |
| 2005 | NRW5,6 | 18 | 105 | 42 | 24 | | |
| 2007 | NRW7,17 | 29 | 214 | 43 | 37 | | |
| 2009 | NRW9,26 | 6 | 59 | 12 | 7 | | |
| 2010 | NRW10 | 10 | 91 | 13 | 18 | | |
| 2011 | NRW11,13 | 16 | 281 | 39 | 29 | | |
| 2012 | NRW12,20,24,37 | 12 | 89 | 20 | 19 | | |
| 2014 | NRW14,23,34 | 6 | 68 | 18 | 7 | | |
| 2016 | NRW16,22,44,45 | 4 | 80 | 16 | 9 | | |
| 2018 | NRW18 | 8 | 59 | 14 | 9 | | |
| 2019 | NRW19 | 10 | 163 | 33 | 27 | | |
| 2021 | NRW21 | 11 | 118 | 40 | 27 | | |
| 2025 | NRW25 | 7 | 87 | 11 | 7 | | |
| 2028 | NRW28 | 2 | 20 | 6 | 8 | | |
| 2030 | NRW30,36 | 12 | 79 | 17 | 18 | | |
| 2031 | NRW31,33,47 | 9 | 113 | 19 | 17 | | |
| 2032 | NRW32 | 4 | 30 | 4 | 4 | | |
| 2035 | NRW35,40,41,49 | 8 | 79 | 12 | 14 | | |
| 2038 | NRW38 | 5 | 16 | 7 | 5 | | |
| 2039 | NRW39 | 5 | 101 | 11 | 6 | | |
| 2042 | NRW42 | 16 | 133 | 21 | 22 | | |
| 2043 | NRW43 | 7 | 104 | 12 | 14 | | |
| 2046 | NRW46 | 7 | 64 | 10 | 9 | | |
| 2048 | NRW48 | 13 | 63 | 16 | 11 | | |
| 2050 | NRW50,51 | 9 | 77 | 16 | 11 | | |

(DEMOCRATIC)

VOTES PERCENT

WITH 27 OF 27 REPORTING

VOTES PERCENT

| LIEUTENANT GOVERNOR | | | | | | | |
|---------------------|----------------|-------|-------|--------------------------|--|-------|-------|
| (Vote for) 1 | | | | | | | |
| 01 = WINSTON APPLE | | 289 | 8.01 | 03 = TOMMIE PIERSON, SR. | | 1,233 | 34.19 |
| 02 = RUSS CARNAHAN | | 2,084 | 57.79 | | | | |
| | | 01 | 02 | 03 | | | |
| 2001 | NRW1,27 | 1 | 10 | 3 | | | |
| 2002 | NRW2,8,15,29 | 5 | 31 | 20 | | | |
| 2003 | NRW3,4 | 18 | 118 | 44 | | | |
| 2005 | NRW5,6 | 19 | 117 | 54 | | | |
| 2007 | NRW7,17 | 25 | 225 | 74 | | | |
| 2009 | NRW9,26 | 4 | 57 | 25 | | | |
| 2010 | NRW10 | 8 | 73 | 59 | | | |
| 2011 | NRW11,13 | 20 | 221 | 122 | | | |
| 2012 | NRW12,20,24,37 | 11 | 82 | 47 | | | |
| 2014 | NRW14,23,34 | 8 | 40 | 50 | | | |
| 2016 | NRW16,22,44,45 | 7 | 51 | 56 | | | |
| 2018 | NRW18 | 9 | 50 | 31 | | | |
| 2019 | NRW19 | 22 | 159 | 52 | | | |
| 2021 | NRW21 | 26 | 98 | 74 | | | |
| 2025 | NRW25 | 13 | 68 | 28 | | | |
| 2028 | NRW28 | 4 | 22 | 11 | | | |
| 2030 | NRW30,36 | 14 | 73 | 36 | | | |
| 2031 | NRW31,33,47 | 21 | 106 | 33 | | | |
| 2032 | NRW32 | 4 | 23 | 15 | | | |
| 2035 | NRW35,40,41,49 | 7 | 52 | 53 | | | |
| 2038 | NRW38 | 0 | 14 | 19 | | | |
| 2039 | NRW39 | 8 | 66 | 48 | | | |
| 2042 | NRW42 | 9 | 78 | 108 | | | |
| 2043 | NRW43 | 4 | 59 | 72 | | | |
| 2046 | NRW46 | 8 | 46 | 37 | | | |
| 2048 | NRW48 | 6 | 65 | 33 | | | |
| 2050 | NRW50,51 | 8 | 80 | 29 | | | |

(DEMOCRATIC)

VOTES PERCENT

WITH 27 OF 27 REPORTING

VOTES PERCENT

| SECRETARY OF STATE | | | | | | | |
|-------------------------|----------------|-------|-------|--------------------|--|-----|------|
| (Vote for) 1 | | | | | | | |
| 01 = BILL CLINTON YOUNG | | 520 | 14.19 | 03 = MD RABBI ALAM | | 135 | 3.68 |
| 02 = ROBIN SMITH | | 3,010 | 82.13 | | | | |
| | | 01 | 02 | 03 | | | |
| 2001 | NRW1,27 | 4 | 10 | 2 | | | |
| 2002 | NRW2,8,15,29 | 12 | 41 | 4 | | | |
| 2003 | NRW3,4 | 26 | 156 | 11 | | | |
| 2005 | NRW5,6 | 32 | 148 | 10 | | | |
| 2007 | NRW7,17 | 39 | 275 | 18 | | | |
| 2009 | NRW9,26 | 11 | 76 | 1 | | | |
| 2010 | NRW10 | 24 | 119 | 1 | | | |
| 2011 | NRW11,13 | 42 | 314 | 10 | | | |
| 2012 | NRW12,20,24,37 | 24 | 115 | 6 | | | |
| 2014 | NRW14,23,34 | 12 | 84 | 4 | | | |
| 2016 | NRW16,22,44,45 | 11 | 95 | 3 | | | |
| 2018 | NRW18 | 13 | 79 | 2 | | | |
| 2019 | NRW19 | 25 | 196 | 11 | | | |
| 2021 | NRW21 | 30 | 158 | 11 | | | |
| 2025 | NRW25 | 17 | 87 | 3 | | | |
| 2028 | NRW28 | 8 | 28 | 2 | | | |
| 2030 | NRW30,36 | 34 | 91 | 4 | | | |
| 2031 | NRW31,33,47 | 26 | 130 | 6 | | | |
| 2032 | NRW32 | 7 | 35 | 1 | | | |
| 2035 | NRW35,40,41,49 | 13 | 96 | 2 | | | |
| 2038 | NRW38 | 8 | 26 | 0 | | | |
| 2039 | NRW39 | 16 | 107 | 2 | | | |
| 2042 | NRW42 | 25 | 164 | 7 | | | |
| 2043 | NRW43 | 12 | 128 | 3 | | | |
| 2046 | NRW46 | 9 | 75 | 4 | | | |
| 2048 | NRW48 | 19 | 84 | 3 | | | |
| 2050 | NRW50,51 | 21 | 93 | 4 | | | |

(DEMOCRATIC)

WITH 27 OF 27 REPORTING

| STATE TREASURER | | VOTES | PERCENT |
|---------------------|---------|-------|---------|
| (Vote for) 1 | | | |
| 01 = PAT CONTRERAS | | 1,745 | 49.18 |
| 02 = JUDY BAKER | | 1,803 | 50.82 |
| | ----- | | |
| | 01 02 | | |
| 2001 NRW1,27 | 9 6 | | |
| 2002 NRW2,8,15,29 | 26 31 | | |
| 2003 NRW3,4 | 102 88 | | |
| 2005 NRW5,6 | 85 97 | | |
| 2007 NRW7,17 | 170 149 | | |
| 2009 NRW9,26 | 33 49 | | |
| 2010 NRW10 | 59 65 | | |
| 2011 NRW11,13 | 188 171 | | |
| 2012 NRW12,20,24,37 | 66 74 | | |
| 2014 NRW14,23,34 | 55 41 | | |
| 2016 NRW16,22,44,45 | 59 51 | | |
| 2018 NRW18 | 42 46 | | |
| 2019 NRW19 | 105 122 | | |
| 2021 NRW21 | 93 111 | | |
| 2025 NRW25 | 51 52 | | |
| 2028 NRW28 | 20 17 | | |
| 2030 NRW30,36 | 60 69 | | |
| 2031 NRW31,33,47 | 81 80 | | |
| 2032 NRW32 | 21 21 | | |
| 2035 NRW35,40,41,49 | 29 79 | | |
| 2038 NRW38 | 17 17 | | |
| 2039 NRW39 | 68 51 | | |
| 2042 NRW42 | 89 94 | | |
| 2043 NRW43 | 85 49 | | |
| 2046 NRW46 | 52 36 | | |
| 2048 NRW48 | 40 64 | | |
| 2050 NRW50,51 | 40 73 | | |

(DEMOCRATIC)

WITH 27 OF 27 REPORTING

| ATTORNEY GENERAL | | VOTES | PERCENT |
|---------------------|---------|-------|---------|
| (Vote for) 1 | | | |
| 01 = JAKE ZIMMERMAN | | 1,421 | 38.98 |
| 02 = TERESA HENSLEY | | 2,224 | 61.02 |
| | ----- | | |
| | 01 02 | | |
| 2001 NRW1,27 | 7 11 | | |
| 2002 NRW2,8,15,29 | 21 36 | | |
| 2003 NRW3,4 | 77 124 | | |
| 2005 NRW5,6 | 74 115 | | |
| 2007 NRW7,17 | 147 178 | | |
| 2009 NRW9,26 | 40 45 | | |
| 2010 NRW10 | 54 77 | | |
| 2011 NRW11,13 | 124 237 | | |
| 2012 NRW12,20,24,37 | 60 88 | | |
| 2014 NRW14,23,34 | 32 64 | | |
| 2016 NRW16,22,44,45 | 33 78 | | |
| 2018 NRW18 | 32 57 | | |
| 2019 NRW19 | 108 124 | | |
| 2021 NRW21 | 75 128 | | |
| 2025 NRW25 | 46 59 | | |
| 2028 NRW28 | 14 23 | | |
| 2030 NRW30,36 | 48 81 | | |
| 2031 NRW31,33,47 | 55 109 | | |
| 2032 NRW32 | 14 29 | | |
| 2035 NRW35,40,41,49 | 69 45 | | |
| 2038 NRW38 | 16 18 | | |
| 2039 NRW39 | 44 77 | | |
| 2042 NRW42 | 66 126 | | |
| 2043 NRW43 | 53 90 | | |
| 2046 NRW46 | 34 58 | | |
| 2048 NRW48 | 27 77 | | |
| 2050 NRW50,51 | 51 70 | | |

(DEMOCRATIC)

WITH 4 OF 4 REPORTING

| STATE SENATOR DISTRICT 13 | | VOTES | PERCENT |
|---------------------------|-------|-------|---------|
| (Vote for) 1 | | | |
| 01 = GINA WALSH | | 470 | 100.00 |
| | ----- | | |
| | 01 | | |
| 2016 NRW16,22,44,45 | 106 | | |
| 2042 NRW42 | 163 | | |
| 2043 NRW43 | 126 | | |
| 2046 NRW46 | 75 | | |

(DEMOCRATIC)

WITH 4 OF 4 REPORTING

| STATE REPRESENTATIVE DISTRICT 66 | | VOTES | PERCENT | VOTES | PERCENT |
|----------------------------------|-----------|-------|---------|--------------------|-----------|
| (Vote for) 1 | | | | | |
| 01 = TOMMIE PIERSON, JR. | | 263 | 57.17 | | |
| 02 = KHALIL ABDUL MUMIN | | 62 | 13.48 | 03 = MARLENE TERRY | 135 29.35 |
| | ----- | | | | |
| | 01 02 03 | | | | |
| 2010 NRW10 | 79 18 41 | | | | |
| 2038 NRW38 | 21 9 3 | | | | |
| 2042 NRW42 | 116 30 56 | | | | |
| 2046 NRW46 | 47 5 35 | | | | |

(DEMOCRATIC)

WITH 7 OF 7 REPORTING

| STATE REPRESENTATIVE DISTRICT 73 | | VOTES | PERCENT | VOTES | PERCENT |
|----------------------------------|---------------|-------|---------|-------------------------------|-----------|
| (Vote for) 1 | | | | | |
| 01 = DANIEL WIBRACHT | | 223 | 16.57 | 03 = EILEEN GRANT McGEOGHEGAN | 105 7.80 |
| 02 = COURTNEY ALLEN CURTIS | | 519 | 38.56 | 04 = LEE SMITH | 499 37.07 |
| | ----- | | | | |
| | 01 02 03 04 | | | | |
| 2002 NRW2,8,15,29 | 6 24 7 23 | | | | |
| 2003 NRW3,4 | 48 96 14 49 | | | | |
| 2005 NRW5,6 | 31 82 16 65 | | | | |
| 2007 NRW7,17 | 53 127 33 123 | | | | |

| | | | | |
|------------|----|----|----|-----|
| 2019 NRW19 | 52 | 66 | 17 | 100 |
| 2021 NRW21 | 14 | 86 | 9 | 98 |
| 2025 NRW25 | 19 | 38 | 9 | 41 |

(DEMOCRATIC)

WITH 7 OF 7 REPORTING

STATE REPRESENTATIVE DISTRICT 74
(Vote for) 1
01 = CORA FAITH WALKER
02 = DON HOUSTON

VOTES PERCENT
588 84.85
105 15.15

01 02

| | | |
|---------------------|-----|----|
| 2001 NRW1,27 | 12 | 2 |
| 2012 NRW12,20,24,37 | 122 | 21 |
| 2028 NRW28 | 31 | 6 |
| 2030 NRW30,36 | 107 | 17 |
| 2031 NRW31,33,47 | 130 | 27 |
| 2035 NRW35,40,41,49 | 90 | 16 |
| 2050 NRW50,51 | 96 | 16 |

(DEMOCRATIC)

WITH 9 OF 9 REPORTING

STATE REPRESENTATIVE DISTRICT 75
(Vote for) 1
01 = ALAN GRAY
02 = TEONA MCGHAW-BOURE'

VOTES PERCENT
703 61.56
439 38.44

01 02

| | | |
|---------------------|-----|-----|
| 2009 NRW9,26 | 44 | 41 |
| 2011 NRW11,13 | 208 | 152 |
| 2014 NRW14,23,34 | 75 | 20 |
| 2016 NRW16,22,44,45 | 59 | 55 |
| 2018 NRW18 | 55 | 34 |
| 2032 NRW32 | 28 | 14 |
| 2039 NRW39 | 79 | 39 |
| 2043 NRW43 | 94 | 41 |
| 2048 NRW48 | 61 | 43 |

(DEMOCRATIC)

WITH 27 OF 27 REPORTING

COMMITTEEMAN NORWOOD TOWNSHIP
(Vote for) 1
01 = THEODORE (TED) HOSKINS
02 = INVALID WRITE-IN

VOTES PERCENT
3,057 97.02
94 2.98

01 02

| | | |
|---------------------|-----|----|
| 2001 NRW1,27 | 15 | 0 |
| 2002 NRW2,8,15,29 | 50 | 2 |
| 2003 NRW3,4 | 176 | 10 |
| 2005 NRW5,6 | 146 | 9 |
| 2007 NRW7,17 | 273 | 8 |
| 2009 NRW9,26 | 78 | 0 |
| 2010 NRW10 | 119 | 0 |
| 2011 NRW11,13 | 302 | 3 |
| 2012 NRW12,20,24,37 | 125 | 5 |
| 2014 NRW14,23,34 | 81 | 0 |
| 2016 NRW16,22,44,45 | 105 | 0 |
| 2018 NRW18 | 81 | 1 |
| 2019 NRW19 | 180 | 8 |
| 2021 NRW21 | 164 | 1 |
| 2025 NRW25 | 89 | 1 |
| 2028 NRW28 | 30 | 1 |
| 2030 NRW30,36 | 105 | 3 |
| 2031 NRW31,33,47 | 135 | 6 |
| 2032 NRW32 | 41 | 1 |
| 2035 NRW35,40,41,49 | 87 | 16 |
| 2038 NRW38 | 26 | 2 |
| 2039 NRW39 | 98 | 7 |
| 2042 NRW42 | 166 | 0 |
| 2043 NRW43 | 122 | 3 |
| 2046 NRW46 | 75 | 2 |
| 2048 NRW48 | 89 | 2 |
| 2050 NRW50,51 | 99 | 3 |

(DEMOCRATIC)

WITH 27 OF 27 REPORTING

COMMITTEEWOMAN NORWOOD TOWNSHIP
(Vote for) 1
01 = YOLONDA FOUNTAIN HENDERSON
02 = INVALID WRITE-IN

VOTES PERCENT
3,059 96.35
116 3.65

01 02

| | | |
|---------------------|-----|----|
| 2001 NRW1,27 | 15 | 0 |
| 2002 NRW2,8,15,29 | 48 | 0 |
| 2003 NRW3,4 | 173 | 3 |
| 2005 NRW5,6 | 167 | 4 |
| 2007 NRW7,17 | 276 | 8 |
| 2009 NRW9,26 | 78 | 1 |
| 2010 NRW10 | 107 | 7 |
| 2011 NRW11,13 | 279 | 15 |
| 2012 NRW12,20,24,37 | 117 | 8 |
| 2014 NRW14,23,34 | 83 | 1 |
| 2016 NRW16,22,44,45 | 99 | 2 |
| 2018 NRW18 | 72 | 4 |
| 2019 NRW19 | 188 | 7 |
| 2021 NRW21 | 175 | 0 |
| 2025 NRW25 | 85 | 3 |
| 2028 NRW28 | 30 | 2 |
| 2030 NRW30,36 | 110 | 4 |
| 2031 NRW31,33,47 | 142 | 5 |
| 2032 NRW32 | 42 | 0 |
| 2035 NRW35,40,41,49 | 78 | 18 |
| 2038 NRW38 | 25 | 5 |
| 2039 NRW39 | 100 | 9 |
| 2042 NRW42 | 169 | 2 |
| 2043 NRW43 | 122 | 3 |
| 2046 NRW46 | 75 | 1 |
| 2048 NRW48 | 94 | 1 |
| 2050 NRW50,51 | 110 | 3 |

(REPUBLICAN)

VOTES PERCENT

WITH 27 OF 27 REPORTING

VOTES PERCENT

U.S. SENATE

(Vote for) 1

01 = ROY BLUNT

02 = KRISTI NICHOLS

260 75.14
59 17.05

03 = BERNIE MOWINSKI
04 = RYAN D. LUETHY

15 4.34
12 3.47

01 02 03 04

| | | | | |
|---------------------|----|----|---|---|
| 2001 NRW1,27 | 0 | 0 | 0 | 0 |
| 2002 NRW2,8,15,29 | 1 | 0 | 0 | 1 |
| 2003 NRW3,4 | 3 | 2 | 0 | 0 |
| 2005 NRW5,6 | 8 | 1 | 0 | 0 |
| 2007 NRW7,17 | 48 | 12 | 4 | 2 |
| 2009 NRW9,26 | 2 | 0 | 0 | 0 |
| 2010 NRW10 | 0 | 0 | 1 | 0 |
| 2011 NRW11,13 | 19 | 5 | 1 | 0 |
| 2012 NRW12,20,24,37 | 8 | 2 | 0 | 0 |
| 2014 NRW14,23,34 | 1 | 1 | 0 | 1 |
| 2016 NRW16,22,44,45 | 5 | 2 | 0 | 0 |
| 2018 NRW18 | 6 | 0 | 0 | 0 |
| 2019 NRW19 | 55 | 5 | 3 | 2 |
| 2021 NRW21 | 23 | 4 | 3 | 4 |
| 2025 NRW25 | 27 | 6 | 2 | 0 |
| 2028 NRW28 | 2 | 0 | 0 | 0 |
| 2030 NRW30,36 | 7 | 1 | 0 | 0 |
| 2031 NRW31,33,47 | 7 | 5 | 0 | 0 |
| 2032 NRW32 | 0 | 0 | 0 | 0 |
| 2035 NRW35,40,41,49 | 0 | 0 | 0 | 0 |
| 2038 NRW38 | 1 | 1 | 0 | 0 |
| 2039 NRW39 | 16 | 1 | 0 | 1 |
| 2042 NRW42 | 1 | 1 | 1 | 1 |
| 2043 NRW43 | 3 | 1 | 0 | 0 |
| 2046 NRW46 | 3 | 5 | 0 | 0 |
| 2048 NRW48 | 6 | 1 | 0 | 0 |
| 2050 NRW50,51 | 8 | 3 | 0 | 0 |

(REPUBLICAN)

VOTES PERCENT

WITH 27 OF 27 REPORTING

U.S. REPRESENTATIVE DISTRICT 1

(Vote for) 1

01 = STEVEN G. BAILEY

02 = PAUL BERRY, III

227 73.70
81 26.30

01 02

| | | |
|---------------------|----|----|
| 2001 NRW1,27 | 0 | 0 |
| 2002 NRW2,8,15,29 | 1 | 1 |
| 2003 NRW3,4 | 5 | 0 |
| 2005 NRW5,6 | 7 | 2 |
| 2007 NRW7,17 | 42 | 14 |
| 2009 NRW9,26 | 1 | 1 |
| 2010 NRW10 | 1 | 0 |
| 2011 NRW11,13 | 17 | 7 |
| 2012 NRW12,20,24,37 | 7 | 3 |
| 2014 NRW14,23,34 | 2 | 1 |
| 2016 NRW16,22,44,45 | 2 | 5 |
| 2018 NRW18 | 5 | 1 |
| 2019 NRW19 | 36 | 17 |
| 2021 NRW21 | 28 | 4 |
| 2025 NRW25 | 19 | 13 |
| 2028 NRW28 | 2 | 0 |
| 2030 NRW30,36 | 6 | 0 |
| 2031 NRW31,33,47 | 7 | 2 |
| 2032 NRW32 | 0 | 0 |
| 2035 NRW35,40,41,49 | 0 | 0 |
| 2038 NRW38 | 2 | 0 |
| 2039 NRW39 | 13 | 4 |
| 2042 NRW42 | 3 | 0 |
| 2043 NRW43 | 1 | 3 |
| 2046 NRW46 | 5 | 1 |
| 2048 NRW48 | 6 | 1 |
| 2050 NRW50,51 | 9 | 1 |

(REPUBLICAN)

VOTES PERCENT

WITH 27 OF 27 REPORTING

VOTES PERCENT

GOVERNOR

(Vote for) 1

01 = CATHERINE HANAWAY

02 = ERIC GREITENS

100 27.86
99 27.58

03 = JOHN BRUNNER
04 = PETER D. KINDER

63 17.55
97 27.02

01 02 03 04

| | | | | |
|---------------------|----|----|----|----|
| 2001 NRW1,27 | 0 | 0 | 0 | 0 |
| 2002 NRW2,8,15,29 | 1 | 0 | 1 | 0 |
| 2003 NRW3,4 | 0 | 4 | 0 | 1 |
| 2005 NRW5,6 | 5 | 0 | 2 | 3 |
| 2007 NRW7,17 | 13 | 21 | 20 | 17 |
| 2009 NRW9,26 | 0 | 0 | 1 | 1 |
| 2010 NRW10 | 0 | 0 | 1 | 1 |
| 2011 NRW11,13 | 15 | 5 | 1 | 3 |
| 2012 NRW12,20,24,37 | 4 | 2 | 1 | 3 |
| 2014 NRW14,23,34 | 0 | 0 | 2 | 2 |
| 2016 NRW16,22,44,45 | 5 | 2 | 0 | 0 |
| 2018 NRW18 | 4 | 1 | 0 | 1 |
| 2019 NRW19 | 10 | 26 | 9 | 24 |
| 2021 NRW21 | 8 | 9 | 8 | 9 |
| 2025 NRW25 | 13 | 10 | 4 | 9 |
| 2028 NRW28 | 0 | 2 | 0 | 0 |
| 2030 NRW30,36 | 4 | 0 | 1 | 3 |
| 2031 NRW31,33,47 | 3 | 3 | 3 | 4 |
| 2032 NRW32 | 0 | 0 | 0 | 0 |
| 2035 NRW35,40,41,49 | 1 | 0 | 0 | 0 |
| 2038 NRW38 | 0 | 2 | 0 | 0 |
| 2039 NRW39 | 6 | 4 | 4 | 3 |
| 2042 NRW42 | 1 | 3 | 0 | 0 |
| 2043 NRW43 | 2 | 0 | 1 | 1 |
| 2046 NRW46 | 3 | 4 | 0 | 1 |
| 2048 NRW48 | 0 | 1 | 2 | 4 |
| 2050 NRW50,51 | 2 | 0 | 2 | 7 |

(REPUBLICAN)

WITH 27 OF 27 REPORTING

| LIEUTENANT GOVERNOR | | VOTES | PERCENT | | | VOTES | PERCENT |
|--------------------------|--|-------|---------|------------------|--|-------|---------|
| (Vote for) 1 | | | | | | | |
| 01 = ARNIE C. AC DIENOFF | | 22 | 6.57 | | | | |
| 02 = BEV RANLDES | | 155 | 46.27 | 03 = MIKE PARSON | | 158 | 47.16 |
| | | 01 | 02 | 03 | | | |
| 2001 NRW1,27 | | 0 | 0 | 0 | | | |
| 2002 NRW2,8,15,29 | | 0 | 2 | 0 | | | |
| 2003 NRW3,4 | | 0 | 1 | 4 | | | |
| 2005 NRW5,6 | | 1 | 5 | 3 | | | |
| 2007 NRW7,17 | | 5 | 31 | 29 | | | |
| 2009 NRW9,26 | | 0 | 1 | 1 | | | |
| 2010 NRW10 | | 0 | 2 | 0 | | | |
| 2011 NRW11,13 | | 4 | 13 | 8 | | | |
| 2012 NRW12,20,24,37 | | 0 | 4 | 6 | | | |
| 2014 NRW14,23,34 | | 1 | 1 | 1 | | | |
| 2016 NRW16,22,44,45 | | 0 | 5 | 2 | | | |
| 2018 NRW18 | | 0 | 2 | 4 | | | |
| 2019 NRW19 | | 2 | 30 | 29 | | | |
| 2021 NRW21 | | 1 | 14 | 18 | | | |
| 2025 NRW25 | | 3 | 9 | 22 | | | |
| 2028 NRW28 | | 2 | 0 | 0 | | | |
| 2030 NRW30,36 | | 0 | 5 | 2 | | | |
| 2031 NRW31,33,47 | | 0 | 3 | 7 | | | |
| 2032 NRW32 | | 0 | 0 | 0 | | | |
| 2035 NRW35,40,41,49 | | 0 | 0 | 0 | | | |
| 2038 NRW38 | | 1 | 0 | 1 | | | |
| 2039 NRW39 | | 1 | 7 | 9 | | | |
| 2042 NRW42 | | 0 | 1 | 3 | | | |
| 2043 NRW43 | | 0 | 4 | 0 | | | |
| 2046 NRW46 | | 1 | 5 | 1 | | | |
| 2048 NRW48 | | 0 | 2 | 5 | | | |
| 2050 NRW50,51 | | 0 | 8 | 3 | | | |

(REPUBLICAN)

| SECRETARY OF STATE | | VOTES | PERCENT | WITH 27 OF 27 REPORTING | | VOTES | PERCENT |
|--------------------------|--|-------|---------|-------------------------|--|-------|---------|
| (Vote for) 1 | | | | | | | |
| 01 = WILL KRAUS | | 111 | 33.23 | | | | |
| 02 = JOHN (JAY) ASHCROFT | | 205 | 61.38 | 03 = ROI CHINN | | 18 | 5.39 |
| | | 01 | 02 | 03 | | | |
| 2001 NRW1,27 | | 0 | 0 | 0 | | | |
| 2002 NRW2,8,15,29 | | 1 | 1 | 0 | | | |
| 2003 NRW3,4 | | 5 | 0 | 0 | | | |
| 2005 NRW5,6 | | 2 | 5 | 2 | | | |
| 2007 NRW7,17 | | 23 | 41 | 2 | | | |
| 2009 NRW9,26 | | 1 | 1 | 0 | | | |
| 2010 NRW10 | | 1 | 0 | 0 | | | |
| 2011 NRW11,13 | | 7 | 16 | 2 | | | |
| 2012 NRW12,20,24,37 | | 5 | 5 | 0 | | | |
| 2014 NRW14,23,34 | | 1 | 1 | 1 | | | |
| 2016 NRW16,22,44,45 | | 4 | 3 | 0 | | | |
| 2018 NRW18 | | 3 | 3 | 0 | | | |
| 2019 NRW19 | | 16 | 40 | 2 | | | |
| 2021 NRW21 | | 9 | 22 | 2 | | | |
| 2025 NRW25 | | 13 | 20 | 2 | | | |
| 2028 NRW28 | | 0 | 2 | 0 | | | |
| 2030 NRW30,36 | | 2 | 4 | 1 | | | |
| 2031 NRW31,33,47 | | 2 | 9 | 1 | | | |
| 2032 NRW32 | | 0 | 0 | 0 | | | |
| 2035 NRW35,40,41,49 | | 0 | 0 | 0 | | | |
| 2038 NRW38 | | 0 | 0 | 1 | | | |
| 2039 NRW39 | | 3 | 14 | 1 | | | |
| 2042 NRW42 | | 3 | 1 | 0 | | | |
| 2043 NRW43 | | 0 | 3 | 0 | | | |
| 2046 NRW46 | | 3 | 4 | 0 | | | |
| 2048 NRW48 | | 2 | 5 | 0 | | | |
| 2050 NRW50,51 | | 5 | 5 | 1 | | | |

(REPUBLICAN)

| STATE TREASURER | | VOTES | PERCENT | WITH 27 OF 27 REPORTING | | VOTES | PERCENT |
|---------------------|--|-------|---------|-------------------------|--|-------|---------|
| (Vote for) 1 | | | | | | | |
| 01 = ERIC SCHMITT | | 278 | 100.00 | | | | |
| | | 01 | | | | | |
| 2001 NRW1,27 | | 0 | | | | | |
| 2002 NRW2,8,15,29 | | 2 | | | | | |
| 2003 NRW3,4 | | 5 | | | | | |
| 2005 NRW5,6 | | 8 | | | | | |
| 2007 NRW7,17 | | 55 | | | | | |
| 2009 NRW9,26 | | 1 | | | | | |
| 2010 NRW10 | | 1 | | | | | |
| 2011 NRW11,13 | | 21 | | | | | |
| 2012 NRW12,20,24,37 | | 6 | | | | | |
| 2014 NRW14,23,34 | | 3 | | | | | |
| 2016 NRW16,22,44,45 | | 5 | | | | | |
| 2018 NRW18 | | 5 | | | | | |
| 2019 NRW19 | | 51 | | | | | |
| 2021 NRW21 | | 26 | | | | | |
| 2025 NRW25 | | 33 | | | | | |
| 2028 NRW28 | | 2 | | | | | |
| 2030 NRW30,36 | | 5 | | | | | |
| 2031 NRW31,33,47 | | 7 | | | | | |
| 2032 NRW32 | | 0 | | | | | |
| 2035 NRW35,40,41,49 | | 0 | | | | | |
| 2038 NRW38 | | 2 | | | | | |
| 2039 NRW39 | | 14 | | | | | |
| 2042 NRW42 | | 3 | | | | | |
| 2043 NRW43 | | 2 | | | | | |
| 2046 NRW46 | | 6 | | | | | |
| 2048 NRW48 | | 7 | | | | | |
| 2050 NRW50,51 | | 8 | | | | | |

(REPUBLICAN)

| ATTORNEY GENERAL | | VOTES | PERCENT | WITH 27 OF 27 REPORTING | | VOTES | PERCENT |
|------------------|--|-------|---------|-------------------------|--|-------|---------|
| (Vote for) 1 | | | | | | | |
| 01 = JOSH HAWLEY | | 221 | 66.77 | | | | |

02 = KURT SCHAEFER

110 33.23

| | 01 | 02 |
|---------------------|----|----|
| 2001 NRW1,27 | 0 | 0 |
| 2002 NRW2,8,15,29 | 1 | 1 |
| 2003 NRW3,4 | 4 | 1 |
| 2005 NRW5,6 | 2 | 7 |
| 2007 NRW7,17 | 46 | 21 |
| 2009 NRW9,26 | 0 | 1 |
| 2010 NRW10 | 2 | 0 |
| 2011 NRW11,13 | 15 | 9 |
| 2012 NRW12,20,24,37 | 5 | 5 |
| 2014 NRW14,23,34 | 0 | 3 |
| 2016 NRW16,22,44,45 | 6 | 0 |
| 2018 NRW18 | 2 | 4 |
| 2019 NRW19 | 48 | 10 |
| 2021 NRW21 | 21 | 10 |
| 2025 NRW25 | 25 | 9 |
| 2028 NRW28 | 2 | 0 |
| 2030 NRW30,36 | 4 | 4 |
| 2031 NRW31,33,47 | 6 | 7 |
| 2032 NRW32 | 0 | 0 |
| 2035 NRW35,40,41,49 | 1 | 0 |
| 2038 NRW38 | 0 | 2 |
| 2039 NRW39 | 8 | 8 |
| 2042 NRW42 | 2 | 1 |
| 2043 NRW43 | 2 | 2 |
| 2046 NRW46 | 5 | 2 |
| 2048 NRW48 | 5 | 2 |
| 2050 NRW50,51 | 9 | 1 |

(REPUBLICAN)

VOTES PERCENT WITH 4 OF 4 REPORTING

STATE SENATOR DISTRICT 13
(Vote for) 1
01 = NO CANDIDATE FILED

0

| | 01 |
|---------------------|----|
| 2016 NRW16,22,44,45 | 0 |
| 2042 NRW42 | 0 |
| 2043 NRW43 | 0 |
| 2046 NRW46 | 0 |

(REPUBLICAN)

VOTES PERCENT WITH 4 OF 4 REPORTING

STATE REPRESENTATIVE DISTRICT 66
(Vote for) 1
01 = JOHN A. SAXTON

12 100.00

| | 01 |
|------------|----|
| 2010 NRW10 | 1 |
| 2038 NRW38 | 2 |
| 2042 NRW42 | 3 |
| 2046 NRW46 | 6 |

(REPUBLICAN)

VOTES PERCENT WITH 7 OF 7 REPORTING

STATE REPRESENTATIVE DISTRICT 73
(Vote for) 1
01 = NO CANDIDATE FILED

0

| | 01 |
|-------------------|----|
| 2002 NRW2,8,15,29 | 0 |
| 2003 NRW3,4 | 0 |
| 2005 NRW5,6 | 0 |
| 2007 NRW7,17 | 0 |
| 2019 NRW19 | 0 |
| 2021 NRW21 | 0 |
| 2025 NRW25 | 0 |

(REPUBLICAN)

VOTES PERCENT WITH 7 OF 7 REPORTING

STATE REPRESENTATIVE DISTRICT 74
(Vote for) 1
01 = NO CANDIDATE FILED

0

| | 01 |
|---------------------|----|
| 2001 NRW1,27 | 0 |
| 2012 NRW12,20,24,37 | 0 |
| 2028 NRW28 | 0 |
| 2030 NRW30,36 | 0 |
| 2031 NRW31,33,47 | 0 |
| 2035 NRW35,40,41,49 | 0 |
| 2050 NRW50,51 | 0 |

(REPUBLICAN)

VOTES PERCENT WITH 9 OF 9 REPORTING

STATE REPRESENTATIVE DISTRICT 75
(Vote for) 1
01 = NO CANDIDATE FILED

0

| | 01 |
|---------------------|----|
| 2009 NRW9,26 | 0 |
| 2011 NRW11,13 | 0 |
| 2014 NRW14,23,34 | 0 |
| 2016 NRW16,22,44,45 | 0 |
| 2018 NRW18 | 0 |
| 2032 NRW32 | 0 |
| 2039 NRW39 | 0 |
| 2043 NRW43 | 0 |
| 2048 NRW48 | 0 |

(REPUBLICAN)

VOTES PERCENT WITH 27 OF 27 REPORTING

COMMITTEEMAN NORWOOD TOWNSHIP

(Vote for) 1
 01 = NO CANDIDATE FILED 0
 02 = *SEE OFFICIAL WRITE-IN REPORT 20 100.00

| | 01 | 02 |
|---------------------|----|----|
| 2001 NRW1,27 | 0 | 0 |
| 2002 NRW2,8,15,29 | 0 | 0 |
| 2003 NRW3,4 | 0 | 0 |
| 2005 NRW5,6 | 0 | 2 |
| 2007 NRW7,17 | 0 | 3 |
| 2009 NRW9,26 | 0 | 0 |
| 2010 NRW10 | 0 | 0 |
| 2011 NRW11,13 | 0 | 4 |
| 2012 NRW12,20,24,37 | 0 | 1 |
| 2014 NRW14,23,34 | 0 | 2 |
| 2016 NRW16,22,44,45 | 0 | 0 |
| 2018 NRW18 | 0 | 0 |
| 2019 NRW19 | 0 | 5 |
| 2021 NRW21 | 0 | 1 |
| 2025 NRW25 | 0 | 0 |
| 2028 NRW28 | 0 | 0 |
| 2030 NRW30,36 | 0 | 0 |
| 2031 NRW31,33,47 | 0 | 1 |
| 2032 NRW32 | 0 | 0 |
| 2035 NRW35,40,41,49 | 0 | 0 |
| 2038 NRW38 | 0 | 0 |
| 2039 NRW39 | 0 | 1 |
| 2042 NRW42 | 0 | 0 |
| 2043 NRW43 | 0 | 0 |
| 2046 NRW46 | 0 | 0 |
| 2048 NRW48 | 0 | 0 |
| 2050 NRW50,51 | 0 | 0 |

(REPUBLICAN)

WITH 27 OF 27 REPORTING

COMMITTEEWOMAN NORWOOD TOWNSHIP

VOTES PERCENT

(Vote for) 1
 01 = JENNIFER KRUPP 216 98.18
 02 = INVALID WRITE-IN 4 1.82

| | 01 | 02 |
|---------------------|----|----|
| 2001 NRW1,27 | 0 | 0 |
| 2002 NRW2,8,15,29 | 2 | 0 |
| 2003 NRW3,4 | 5 | 0 |
| 2005 NRW5,6 | 8 | 0 |
| 2007 NRW7,17 | 40 | 0 |
| 2009 NRW9,26 | 1 | 0 |
| 2010 NRW10 | 1 | 0 |
| 2011 NRW11,13 | 13 | 2 |
| 2012 NRW12,20,24,37 | 7 | 1 |
| 2014 NRW14,23,34 | 3 | 0 |
| 2016 NRW16,22,44,45 | 3 | 0 |
| 2018 NRW18 | 3 | 0 |
| 2019 NRW19 | 31 | 0 |
| 2021 NRW21 | 21 | 1 |
| 2025 NRW25 | 25 | 0 |
| 2028 NRW28 | 2 | 0 |
| 2030 NRW30,36 | 6 | 0 |
| 2031 NRW31,33,47 | 5 | 0 |
| 2032 NRW32 | 0 | 0 |
| 2035 NRW35,40,41,49 | 1 | 0 |
| 2038 NRW38 | 2 | 0 |
| 2039 NRW39 | 15 | 0 |
| 2042 NRW42 | 2 | 0 |
| 2043 NRW43 | 2 | 0 |
| 2046 NRW46 | 6 | 0 |
| 2048 NRW48 | 6 | 0 |
| 2050 NRW50,51 | 6 | 0 |

(LIBERTARIAN)

WITH 27 OF 27 REPORTING

U.S. SENATE

VOTES PERCENT

(Vote for) 1
 01 = JONATHAN DINE 4 57.14
 02 = HERSCHEL L. YOUNG 3 42.86

| | 01 | 02 |
|---------------------|----|----|
| 2001 NRW1,27 | 0 | 0 |
| 2002 NRW2,8,15,29 | 0 | 0 |
| 2003 NRW3,4 | 1 | 0 |
| 2005 NRW5,6 | 0 | 1 |
| 2007 NRW7,17 | 0 | 1 |
| 2009 NRW9,26 | 0 | 0 |
| 2010 NRW10 | 0 | 0 |
| 2011 NRW11,13 | 0 | 0 |
| 2012 NRW12,20,24,37 | 0 | 0 |
| 2014 NRW14,23,34 | 1 | 0 |
| 2016 NRW16,22,44,45 | 0 | 0 |
| 2018 NRW18 | 0 | 0 |
| 2019 NRW19 | 0 | 0 |
| 2021 NRW21 | 0 | 0 |
| 2025 NRW25 | 1 | 1 |
| 2028 NRW28 | 0 | 0 |
| 2030 NRW30,36 | 0 | 0 |
| 2031 NRW31,33,47 | 0 | 0 |
| 2032 NRW32 | 0 | 0 |
| 2035 NRW35,40,41,49 | 0 | 0 |
| 2038 NRW38 | 0 | 0 |
| 2039 NRW39 | 1 | 0 |
| 2042 NRW42 | 0 | 0 |
| 2043 NRW43 | 0 | 0 |
| 2046 NRW46 | 0 | 0 |
| 2048 NRW48 | 0 | 0 |
| 2050 NRW50,51 | 0 | 0 |

(LIBERTARIAN)

WITH 27 OF 27 REPORTING

U.S. REPRESENTATIVE DISTRICT 1

VOTES PERCENT

(Vote for) 1
 01 = ROBB E. CUNNINGHAM 8 100.00

| | | |
|---------------------|----|--|
| | 01 | |
| 2001 NRW1,27 | 0 | |
| 2002 NRW2,8,15,29 | 0 | |
| 2003 NRW3,4 | 1 | |
| 2005 NRW5,6 | 1 | |
| 2007 NRW7,17 | 1 | |
| 2009 NRW9,26 | 0 | |
| 2010 NRW10 | 0 | |
| 2011 NRW11,13 | 0 | |
| 2012 NRW12,20,24,37 | 0 | |
| 2014 NRW14,23,34 | 1 | |
| 2016 NRW16,22,44,45 | 0 | |
| 2018 NRW18 | 0 | |
| 2019 NRW19 | 0 | |
| 2021 NRW21 | 0 | |
| 2025 NRW25 | 2 | |
| 2028 NRW28 | 0 | |
| 2030 NRW30,36 | 0 | |
| 2031 NRW31,33,47 | 0 | |
| 2032 NRW32 | 0 | |
| 2035 NRW35,40,41,49 | 0 | |
| 2038 NRW38 | 0 | |
| 2039 NRW39 | 1 | |
| 2042 NRW42 | 0 | |
| 2043 NRW43 | 0 | |
| 2046 NRW46 | 1 | |
| 2048 NRW48 | 0 | |
| 2050 NRW50,51 | 0 | |

=====

(LIBERTARIAN) VOTES PERCENT WITH 27 OF 27 REPORTING

GOVERNOR

(Vote for) 1

01 = CISSE W. SPRAGINS 6 100.00

| | | |
|---------------------|----|--|
| | 01 | |
| 2001 NRW1,27 | 0 | |
| 2002 NRW2,8,15,29 | 0 | |
| 2003 NRW3,4 | 1 | |
| 2005 NRW5,6 | 1 | |
| 2007 NRW7,17 | 1 | |
| 2009 NRW9,26 | 0 | |
| 2010 NRW10 | 0 | |
| 2011 NRW11,13 | 0 | |
| 2012 NRW12,20,24,37 | 0 | |
| 2014 NRW14,23,34 | 1 | |
| 2016 NRW16,22,44,45 | 0 | |
| 2018 NRW18 | 0 | |
| 2019 NRW19 | 0 | |
| 2021 NRW21 | 0 | |
| 2025 NRW25 | 2 | |
| 2028 NRW28 | 0 | |
| 2030 NRW30,36 | 0 | |
| 2031 NRW31,33,47 | 0 | |
| 2032 NRW32 | 0 | |
| 2035 NRW35,40,41,49 | 0 | |
| 2038 NRW38 | 0 | |
| 2039 NRW39 | 0 | |
| 2042 NRW42 | 0 | |
| 2043 NRW43 | 0 | |
| 2046 NRW46 | 0 | |
| 2048 NRW48 | 0 | |
| 2050 NRW50,51 | 0 | |

=====

(LIBERTARIAN) VOTES PERCENT WITH 27 OF 27 REPORTING

LIEUTENANT GOVERNOR

(Vote for) 1

01 = STEVEN R. HEDRICK 6 100.00

| | | |
|---------------------|----|--|
| | 01 | |
| 2001 NRW1,27 | 0 | |
| 2002 NRW2,8,15,29 | 0 | |
| 2003 NRW3,4 | 0 | |
| 2005 NRW5,6 | 1 | |
| 2007 NRW7,17 | 1 | |
| 2009 NRW9,26 | 0 | |
| 2010 NRW10 | 0 | |
| 2011 NRW11,13 | 0 | |
| 2012 NRW12,20,24,37 | 0 | |
| 2014 NRW14,23,34 | 1 | |
| 2016 NRW16,22,44,45 | 0 | |
| 2018 NRW18 | 0 | |
| 2019 NRW19 | 0 | |
| 2021 NRW21 | 0 | |
| 2025 NRW25 | 2 | |
| 2028 NRW28 | 0 | |
| 2030 NRW30,36 | 0 | |
| 2031 NRW31,33,47 | 0 | |
| 2032 NRW32 | 0 | |
| 2035 NRW35,40,41,49 | 0 | |
| 2038 NRW38 | 0 | |
| 2039 NRW39 | 1 | |
| 2042 NRW42 | 0 | |
| 2043 NRW43 | 0 | |
| 2046 NRW46 | 0 | |
| 2048 NRW48 | 0 | |
| 2050 NRW50,51 | 0 | |

=====

(LIBERTARIAN) VOTES PERCENT WITH 27 OF 27 REPORTING

SECRETARY OF STATE

(Vote for) 1

01 = CHRIS MORRILL 7 100.00

| | | |
|-------------------|----|--|
| | 01 | |
| 2001 NRW1,27 | 0 | |
| 2002 NRW2,8,15,29 | 0 | |
| 2003 NRW3,4 | 1 | |
| 2005 NRW5,6 | 1 | |

2007 NRW,17 1
 2009 NRW9,26 0
 2010 NRW10 0
 2011 NRW11,13 0
 2012 NRW12,20,24,37 0
 2014 NRW14,23,34 1
 2016 NRW16,22,44,45 0
 2018 NRW18 0
 2019 NRW19 0
 2021 NRW21 0
 2025 NRW25 2
 2028 NRW28 0
 2030 NRW30,36 0
 2031 NRW31,33,47 0
 2032 NRW32 0
 2035 NRW35,40,41,49 0
 2038 NRW38 0
 2039 NRW39 1
 2042 NRW42 0
 2043 NRW43 0
 2046 NRW46 0
 2048 NRW48 0
 2050 NRW50,51 0

(LIBERTARIAN)

VOTES PERCENT

WITH 27 OF 27 REPORTING

STATE TREASURER
 (Vote for) 1
 01 = SEAN O'TOOLE

7 100.00

01

2001 NRW1,27 0
 2002 NRW2,8,15,29 0
 2003 NRW3,4 1
 2005 NRW5,6 1
 2007 NRW7,17 1
 2009 NRW9,26 0
 2010 NRW10 0
 2011 NRW11,13 0
 2012 NRW12,20,24,37 0
 2014 NRW14,23,34 1
 2016 NRW16,22,44,45 0
 2018 NRW18 0
 2019 NRW19 0
 2021 NRW21 0
 2025 NRW25 2
 2028 NRW28 0
 2030 NRW30,36 0
 2031 NRW31,33,47 0
 2032 NRW32 0
 2035 NRW35,40,41,49 0
 2038 NRW38 0
 2039 NRW39 1
 2042 NRW42 0
 2043 NRW43 0
 2046 NRW46 0
 2048 NRW48 0
 2050 NRW50,51 0

(LIBERTARIAN)

VOTES PERCENT

WITH 27 OF 27 REPORTING

ATTORNEY GENERAL
 (Vote for) 1
 01 = NO CANDIDATE FILED

0

01

2001 NRW1,27 0
 2002 NRW2,8,15,29 0
 2003 NRW3,4 0
 2005 NRW5,6 0
 2007 NRW7,17 0
 2009 NRW9,26 0
 2010 NRW10 0
 2011 NRW11,13 0
 2012 NRW12,20,24,37 0
 2014 NRW14,23,34 0
 2016 NRW16,22,44,45 0
 2018 NRW18 0
 2019 NRW19 0
 2021 NRW21 0
 2025 NRW25 0
 2028 NRW28 0
 2030 NRW30,36 0
 2031 NRW31,33,47 0
 2032 NRW32 0
 2035 NRW35,40,41,49 0
 2038 NRW38 0
 2039 NRW39 0
 2042 NRW42 0
 2043 NRW43 0
 2046 NRW46 0
 2048 NRW48 0
 2050 NRW50,51 0

(LIBERTARIAN)

VOTES PERCENT

WITH 4 OF 4 REPORTING

STATE SENATOR DISTRICT 13
 (Vote for) 1
 01 = NO CANDIDATE FILED

0

01

2016 NRW16,22,44,45 0
 2042 NRW42 0
 2043 NRW43 0
 2046 NRW46 0

(LIBERTARIAN)

VOTES PERCENT

WITH 4 OF 4 REPORTING

STATE REPRESENTATIVE DISTRICT 66
 (Vote for) 1

01 = NO CANDIDATE FILED 0

 01

2010 NRW10 0
 2038 NRW38 0
 2042 NRW42 0
 2046 NRW46 0

=====

(LIBERTARIAN) WITH 7 OF 7 REPORTING

STATE REPRESENTATIVE DISTRICT 73
 (Vote for) 1
 01 = NO CANDIDATE FILED 0

 01

2002 NRW2,8,15,29 0
 2003 NRW3,4 0
 2005 NRW5,6 0
 2007 NRW7,17 0
 2019 NRW19 0
 2021 NRW21 0
 2025 NRW25 0

=====

(LIBERTARIAN) WITH 7 OF 7 REPORTING

STATE REPRESENTATIVE DISTRICT 74
 (Vote for) 1
 01 = NO CANDIDATE FILED 0

 01

2001 NRW1,27 0
 2012 NRW12,20,24,37 0
 2028 NRW28 0
 2030 NRW30,36 0
 2031 NRW31,33,47 0
 2035 NRW35,40,41,49 0
 2050 NRW50,51 0

=====

(LIBERTARIAN) WITH 9 OF 9 REPORTING

STATE REPRESENTATIVE DISTRICT 75
 (Vote for) 1
 01 = NO CANDIDATE FILED 0

 01

2009 NRW9,26 0
 2011 NRW11,13 0
 2014 NRW14,23,34 0
 2016 NRW16,22,44,45 0
 2018 NRW18 0
 2032 NRW32 0
 2039 NRW39 0
 2043 NRW43 0
 2048 NRW48 0

=====

(LIBERTARIAN) WITH 27 OF 27 REPORTING

COMMITTEEMAN NORWOOD TOWNSHIP
 (Vote for) 1
 01 = NO CANDIDATE FILED 0
 02 = *SEE OFFICIAL WRITE-IN REPORT 1 100.00

 01 02

2001 NRW1,27 0 0
 2002 NRW2,8,15,29 0 0
 2003 NRW3,4 0 1
 2005 NRW5,6 0 0
 2007 NRW7,17 0 0
 2009 NRW9,26 0 0
 2010 NRW10 0 0
 2011 NRW11,13 0 0
 2012 NRW12,20,24,37 0 0
 2014 NRW14,23,34 0 0
 2016 NRW16,22,44,45 0 0
 2018 NRW18 0 0
 2019 NRW19 0 0
 2021 NRW21 0 0
 2025 NRW25 0 0
 2028 NRW28 0 0
 2030 NRW30,36 0 0
 2031 NRW31,33,47 0 0
 2032 NRW32 0 0
 2035 NRW35,40,41,49 0 0
 2038 NRW38 0 0
 2039 NRW39 0 0
 2042 NRW42 0 0
 2043 NRW43 0 0
 2046 NRW46 0 0
 2048 NRW48 0 0
 2050 NRW50,51 0 0

=====

(LIBERTARIAN) WITH 27 OF 27 REPORTING

COMMITTEEWOMAN NORWOOD TOWNSHIP
 (Vote for) 1
 01 = NO CANDIDATE FILED 0
 02 = *SEE OFFICIAL WRITE-IN REPORT 0

 01 02

2001 NRW1,27 0 0
 2002 NRW2,8,15,29 0 0
 2003 NRW3,4 0 0
 2005 NRW5,6 0 0
 2007 NRW7,17 0 0
 2009 NRW9,26 0 0
 2010 NRW10 0 0

| | | | |
|------|----------------|---|---|
| 2011 | NRW11,13 | 0 | 0 |
| 2012 | NRW12,20,24,37 | 0 | 0 |
| 2014 | NRW14,23,34 | 0 | 0 |
| 2016 | NRW16,22,44,45 | 0 | 0 |
| 2018 | NRW18 | 0 | 0 |
| 2019 | NRW19 | 0 | 0 |
| 2021 | NRW21 | 0 | 0 |
| 2025 | NRW25 | 0 | 0 |
| 2028 | NRW28 | 0 | 0 |
| 2030 | NRW30,36 | 0 | 0 |
| 2031 | NRW31,33,47 | 0 | 0 |
| 2032 | NRW32 | 0 | 0 |
| 2035 | NRW35,40,41,49 | 0 | 0 |
| 2038 | NRW38 | 0 | 0 |
| 2039 | NRW39 | 0 | 0 |
| 2042 | NRW42 | 0 | 0 |
| 2043 | NRW43 | 0 | 0 |
| 2046 | NRW46 | 0 | 0 |
| 2048 | NRW48 | 0 | 0 |
| 2050 | NRW50,51 | 0 | 0 |

(CONSTITUTION)

VOTES PERCENT WITH 27 OF 27 REPORTING

U.S. SENATE
(Vote for) 1
01 = FRED RYMAN

2 100.00

01

| | | | |
|------|----------------|---|--|
| 2001 | NRW1,27 | 0 | |
| 2002 | NRW2,8,15,29 | 0 | |
| 2003 | NRW3,4 | 0 | |
| 2005 | NRW5,6 | 2 | |
| 2007 | NRW7,17 | 0 | |
| 2009 | NRW9,26 | 0 | |
| 2010 | NRW10 | 0 | |
| 2011 | NRW11,13 | 0 | |
| 2012 | NRW12,20,24,37 | 0 | |
| 2014 | NRW14,23,34 | 0 | |
| 2016 | NRW16,22,44,45 | 0 | |
| 2018 | NRW18 | 0 | |
| 2019 | NRW19 | 0 | |
| 2021 | NRW21 | 0 | |
| 2025 | NRW25 | 0 | |
| 2028 | NRW28 | 0 | |
| 2030 | NRW30,36 | 0 | |
| 2031 | NRW31,33,47 | 0 | |
| 2032 | NRW32 | 0 | |
| 2035 | NRW35,40,41,49 | 0 | |
| 2038 | NRW38 | 0 | |
| 2039 | NRW39 | 0 | |
| 2042 | NRW42 | 0 | |
| 2043 | NRW43 | 0 | |
| 2046 | NRW46 | 0 | |
| 2048 | NRW48 | 0 | |
| 2050 | NRW50,51 | 0 | |

(CONSTITUTION)

VOTES PERCENT WITH 27 OF 27 REPORTING

U.S. REPRESENTATIVE DISTRICT 1
(Vote for) 1
01 = NO CANDIDATE FILED

0

01

| | | | |
|------|----------------|---|--|
| 2001 | NRW1,27 | 0 | |
| 2002 | NRW2,8,15,29 | 0 | |
| 2003 | NRW3,4 | 0 | |
| 2005 | NRW5,6 | 0 | |
| 2007 | NRW7,17 | 0 | |
| 2009 | NRW9,26 | 0 | |
| 2010 | NRW10 | 0 | |
| 2011 | NRW11,13 | 0 | |
| 2012 | NRW12,20,24,37 | 0 | |
| 2014 | NRW14,23,34 | 0 | |
| 2016 | NRW16,22,44,45 | 0 | |
| 2018 | NRW18 | 0 | |
| 2019 | NRW19 | 0 | |
| 2021 | NRW21 | 0 | |
| 2025 | NRW25 | 0 | |
| 2028 | NRW28 | 0 | |
| 2030 | NRW30,36 | 0 | |
| 2031 | NRW31,33,47 | 0 | |
| 2032 | NRW32 | 0 | |
| 2035 | NRW35,40,41,49 | 0 | |
| 2038 | NRW38 | 0 | |
| 2039 | NRW39 | 0 | |
| 2042 | NRW42 | 0 | |
| 2043 | NRW43 | 0 | |
| 2046 | NRW46 | 0 | |
| 2048 | NRW48 | 0 | |
| 2050 | NRW50,51 | 0 | |

(CONSTITUTION)

VOTES PERCENT WITH 27 OF 27 REPORTING

GOVERNOR
(Vote for) 1
01 = NO CANDIDATE FILED

0

01

| | | | |
|------|----------------|---|--|
| 2001 | NRW1,27 | 0 | |
| 2002 | NRW2,8,15,29 | 0 | |
| 2003 | NRW3,4 | 0 | |
| 2005 | NRW5,6 | 0 | |
| 2007 | NRW7,17 | 0 | |
| 2009 | NRW9,26 | 0 | |
| 2010 | NRW10 | 0 | |
| 2011 | NRW11,13 | 0 | |
| 2012 | NRW12,20,24,37 | 0 | |
| 2014 | NRW14,23,34 | 0 | |
| 2016 | NRW16,22,44,45 | 0 | |
| 2018 | NRW18 | 0 | |
| 2019 | NRW19 | 0 | |

2021 NRW21 0
2025 NRW25 0
2028 NRW28 0
2030 NRW30,36 0
2031 NRW31,33,47 0
2032 NRW32 0
2035 NRW35,40,41,49 0
2038 NRW38 0
2039 NRW39 0
2042 NRW42 0
2043 NRW43 0
2046 NRW46 0
2048 NRW48 0
2050 NRW50,51 0

(CONSTITUTION)

VOTES PERCENT

WITH 27 OF 27 REPORTING

LIEUTENANT GOVERNOR

(Vote for) 1

01 = NO CANDIDATE FILED

0

01

2001 NRW1,27 0
2002 NRW2,8,15,29 0
2003 NRW3,4 0
2005 NRW5,6 0
2007 NRW7,17 0
2009 NRW9,26 0
2010 NRW10 0
2011 NRW11,13 0
2012 NRW12,20,24,37 0
2014 NRW14,23,34 0
2016 NRW16,22,44,45 0
2018 NRW18 0
2019 NRW19 0
2021 NRW21 0
2025 NRW25 0
2028 NRW28 0
2030 NRW30,36 0
2031 NRW31,33,47 0
2032 NRW32 0
2035 NRW35,40,41,49 0
2038 NRW38 0
2039 NRW39 0
2042 NRW42 0
2043 NRW43 0
2046 NRW46 0
2048 NRW48 0
2050 NRW50,51 0

(CONSTITUTION)

VOTES PERCENT

WITH 27 OF 27 REPORTING

SECRETARY OF STATE

(Vote for) 1

01 = NO CANDIDATE FILED

0

01

2001 NRW1,27 0
2002 NRW2,8,15,29 0
2003 NRW3,4 0
2005 NRW5,6 0
2007 NRW7,17 0
2009 NRW9,26 0
2010 NRW10 0
2011 NRW11,13 0
2012 NRW12,20,24,37 0
2014 NRW14,23,34 0
2016 NRW16,22,44,45 0
2018 NRW18 0
2019 NRW19 0
2021 NRW21 0
2025 NRW25 0
2028 NRW28 0
2030 NRW30,36 0
2031 NRW31,33,47 0
2032 NRW32 0
2035 NRW35,40,41,49 0
2038 NRW38 0
2039 NRW39 0
2042 NRW42 0
2043 NRW43 0
2046 NRW46 0
2048 NRW48 0
2050 NRW50,51 0

(CONSTITUTION)

VOTES PERCENT

WITH 27 OF 27 REPORTING

STATE TREASURER

(Vote for) 1

01 = NO CANDIDATE FILED

0

01

2001 NRW1,27 0
2002 NRW2,8,15,29 0
2003 NRW3,4 0
2005 NRW5,6 0
2007 NRW7,17 0
2009 NRW9,26 0
2010 NRW10 0
2011 NRW11,13 0
2012 NRW12,20,24,37 0
2014 NRW14,23,34 0
2016 NRW16,22,44,45 0
2018 NRW18 0
2019 NRW19 0
2021 NRW21 0
2025 NRW25 0
2028 NRW28 0
2030 NRW30,36 0
2031 NRW31,33,47 0
2032 NRW32 0

2035 NRW35,40,41,49 0
2038 NRW38 0
2039 NRW39 0
2042 NRW42 0
2043 NRW43 0
2046 NRW46 0
2048 NRW48 0
2050 NRW50,51 0

(CONSTITUTION)

VOTES PERCENT WITH 27 OF 27 REPORTING

ATTORNEY GENERAL
(Vote for) 1
01 = NO CANDIDATE FILED 0

01

2001 NRW1,27 0
2002 NRW2,8,15,29 0
2003 NRW3,4 0
2005 NRW5,6 0
2007 NRW7,17 0
2009 NRW9,26 0
2010 NRW10 0
2011 NRW11,13 0
2012 NRW12,20,24,37 0
2014 NRW14,23,34 0
2016 NRW16,22,44,45 0
2018 NRW18 0
2019 NRW19 0
2021 NRW21 0
2025 NRW25 0
2028 NRW28 0
2030 NRW30,36 0
2031 NRW31,33,47 0
2032 NRW32 0
2035 NRW35,40,41,49 0
2038 NRW38 0
2039 NRW39 0
2042 NRW42 0
2043 NRW43 0
2046 NRW46 0
2048 NRW48 0
2050 NRW50,51 0

(CONSTITUTION)

VOTES PERCENT WITH 4 OF 4 REPORTING

STATE SENATOR DISTRICT 13
(Vote for) 1
01 = NO CANDIDATE FILED 0

01

2016 NRW16,22,44,45 0
2042 NRW42 0
2043 NRW43 0
2046 NRW46 0

(CONSTITUTION)

VOTES PERCENT WITH 4 OF 4 REPORTING

STATE REPRESENTATIVE DISTRICT 66
(Vote for) 1
01 = NO CANDIDATE FILED 0

01

2010 NRW10 0
2038 NRW38 0
2042 NRW42 0
2046 NRW46 0

(CONSTITUTION)

VOTES PERCENT WITH 7 OF 7 REPORTING

STATE REPRESENTATIVE DISTRICT 73
(Vote for) 1
01 = NO CANDIDATE FILED 0

01

2002 NRW2,8,15,29 0
2003 NRW3,4 0
2005 NRW5,6 0
2007 NRW7,17 0
2019 NRW19 0
2021 NRW21 0
2025 NRW25 0

(CONSTITUTION)

VOTES PERCENT WITH 7 OF 7 REPORTING

STATE REPRESENTATIVE DISTRICT 74
(Vote for) 1
01 = NO CANDIDATE FILED 0

01

2001 NRW1,27 0
2012 NRW12,20,24,37 0
2028 NRW28 0
2030 NRW30,36 0
2031 NRW31,33,47 0
2035 NRW35,40,41,49 0
2050 NRW50,51 0

(CONSTITUTION)

VOTES PERCENT WITH 9 OF 9 REPORTING

STATE REPRESENTATIVE DISTRICT 75
(Vote for) 1
01 = NO CANDIDATE FILED 0

01

2009 NRW,26 0
 2011 NRW1,13 0
 2014 NRW14,23,34 0
 2016 NRW16,22,44,45 0
 2018 NRW18 0
 2032 NRW32 0
 2039 NRW39 0
 2043 NRW43 0
 2048 NRW48 0

(CONSTITUTION)

VOTES PERCENT WITH 27 OF 27 REPORTING

COMMITTEEMAN NORWOOD TOWNSHIP

(Vote for) 1
 01 = NO CANDIDATE FILED 0
 02 = *SEE OFFICIAL WRITE-IN REPORT 0

| | 01 | 02 |
|---------------------|----|----|
| 2001 NRW1,27 | 0 | 0 |
| 2002 NRW2,8,15,29 | 0 | 0 |
| 2003 NRW3,4 | 0 | 0 |
| 2005 NRW5,6 | 0 | 0 |
| 2007 NRW7,17 | 0 | 0 |
| 2009 NRW9,26 | 0 | 0 |
| 2010 NRW10 | 0 | 0 |
| 2011 NRW11,13 | 0 | 0 |
| 2012 NRW12,20,24,37 | 0 | 0 |
| 2014 NRW14,23,34 | 0 | 0 |
| 2016 NRW16,22,44,45 | 0 | 0 |
| 2018 NRW18 | 0 | 0 |
| 2019 NRW19 | 0 | 0 |
| 2021 NRW21 | 0 | 0 |
| 2025 NRW25 | 0 | 0 |
| 2028 NRW28 | 0 | 0 |
| 2030 NRW30,36 | 0 | 0 |
| 2031 NRW31,33,47 | 0 | 0 |
| 2032 NRW32 | 0 | 0 |
| 2035 NRW35,40,41,49 | 0 | 0 |
| 2038 NRW38 | 0 | 0 |
| 2039 NRW39 | 0 | 0 |
| 2042 NRW42 | 0 | 0 |
| 2043 NRW43 | 0 | 0 |
| 2046 NRW46 | 0 | 0 |
| 2048 NRW48 | 0 | 0 |
| 2050 NRW50,51 | 0 | 0 |

(CONSTITUTION)

VOTES PERCENT WITH 27 OF 27 REPORTING

COMMITTEEWOMAN NORWOOD TOWNSHIP

(Vote for) 1
 01 = NO CANDIDATE FILED 0
 02 = *SEE OFFICIAL WRITE-IN REPORT 0

| | 01 | 02 |
|---------------------|----|----|
| 2001 NRW1,27 | 0 | 0 |
| 2002 NRW2,8,15,29 | 0 | 0 |
| 2003 NRW3,4 | 0 | 0 |
| 2005 NRW5,6 | 0 | 0 |
| 2007 NRW7,17 | 0 | 0 |
| 2009 NRW9,26 | 0 | 0 |
| 2010 NRW10 | 0 | 0 |
| 2011 NRW11,13 | 0 | 0 |
| 2012 NRW12,20,24,37 | 0 | 0 |
| 2014 NRW14,23,34 | 0 | 0 |
| 2016 NRW16,22,44,45 | 0 | 0 |
| 2018 NRW18 | 0 | 0 |
| 2019 NRW19 | 0 | 0 |
| 2021 NRW21 | 0 | 0 |
| 2025 NRW25 | 0 | 0 |
| 2028 NRW28 | 0 | 0 |
| 2030 NRW30,36 | 0 | 0 |
| 2031 NRW31,33,47 | 0 | 0 |
| 2032 NRW32 | 0 | 0 |
| 2035 NRW35,40,41,49 | 0 | 0 |
| 2038 NRW38 | 0 | 0 |
| 2039 NRW39 | 0 | 0 |
| 2042 NRW42 | 0 | 0 |
| 2043 NRW43 | 0 | 0 |
| 2046 NRW46 | 0 | 0 |
| 2048 NRW48 | 0 | 0 |
| 2050 NRW50,51 | 0 | 0 |

(NONPARTISAN)

VOTES PERCENT WITH 8 OF 8 REPORTING

FERGUSON - PROPOSITION U

INCREASE BUSINESS LICENSE TAX - UTILITIES

(Vote for) 1
 01 = YES 735 55.98
 02 = NO 578 44.02

| | 01 | 02 |
|--------------|-----|-----|
| 2001 NRW1,27 | 4 | 12 |
| 2007 NRW7,17 | 239 | 174 |
| 2009 NRW9,26 | 47 | 42 |
| 2019 NRW19 | 196 | 118 |
| 2021 NRW21 | 120 | 117 |
| 2025 NRW25 | 102 | 56 |
| 2028 NRW28 | 17 | 25 |
| 2032 NRW32 | 10 | 34 |

WE, THE BOARD OF ELECTION COMMISSIONERS OF ST. LOUIS COUNTY, MISSOURI, ACTING AS THE VERIFICATION BOARD PURSUANT TO SECTION 115.507,RSMO, HEREBY CERTIFY THE FOREGOING TO BE A TRUE AND CORRECT ABSTRACT OF VOTES CAST FOR THE CANDIDATES AND ISSUES AT THE PRIMARY ELECTION HELD IN ST. LOUIS COUNTY, MISSOURI, ON AUGUST 2, 2016. IN TESTIMONY WHEREOF, WE HAVE HEREUNTO SET OUR HAND AT OUR OFFICE IN MAPLEWOOD, ST. LOUIS COUNTY, MISSOURI, ON AUGUST 16, 2016.

Richard H. Kellett
RICHARD H. KELLETT, CHAIRMAN

John W. Maupin
JOHN W. MAUPIN, SECRETARY

Trudi McCollum Foushee
TRUDI MCCOLLUM FOUSHEE, COMMISSIONER

John P. King
JOHN P. KING, COMMISSIONER



RUN DATE:08/16/16 10:39 AM

| | WITH 29 OF 29 PRECINCTS REPORTING | | | | | | | | TOTAL | PERCENT | |
|--------------------------------|-----------------------------------|----|----|----|----|----|----|----|----------------------------------|---------|-------|
| | 01 | 02 | 03 | 04 | 05 | 06 | 07 | 08 | | | |
| 01 = REGISTERED VOTERS - TOTAL | | | | | | | | | 23,217 | | |
| 02 = BALLOTS CAST - TOTAL | | | | | | | | | 5,953 | | |
| 03 = BALLOTS CAST - DEMOCRATIC | | | | | | | | | 3,024 | 50.80 | |
| 04 = BALLOTS CAST - REPUBLICAN | | | | | | | | | 2,875 | 48.29 | |
| | | | | | | | | | 05 = BALLOTS CAST - LIBERTARIAN | 41 | .69 |
| | | | | | | | | | 06 = BALLOTS CAST - CONSTITUTION | 13 | .22 |
| | | | | | | | | | 07 = BALLOTS CAST - NONPARTISAN | 0 | |
| | | | | | | | | | 08 = VOTER TURNOUT - TOTAL | | 25.64 |

| (DEMOCRATIC) | | | | WITH 29 OF 29 REPORTING | | | | |
|-----------------------|--|--|--|-------------------------|---------|-------------------|---------|-------|
| U.S. SENATE | | | | VOTES | PERCENT | VOTES | PERCENT | |
| (Vote for) 1 | | | | | | | | |
| 01 = CHIEF WANA DUBIE | | | | 300 | 10.45 | 03 = JASON KANDER | 1,858 | 64.72 |
| 02 = CORI BUSH | | | | 464 | 16.16 | 04 = ROBERT MACK | 249 | 8.67 |

| | 01 | 02 | 03 | 04 |
|--------------------|----|----|-----|----|
| 2101 NW1 | 19 | 30 | 146 | 13 |
| 2102 NW2 | 16 | 17 | 92 | 14 |
| 2103 NW3,16,31,37 | 16 | 30 | 121 | 14 |
| 2104 NW4,8 | 24 | 24 | 151 | 20 |
| 2105 NW5,17 | 0 | 0 | 0 | 0 |
| 2106 NW6,44 | 0 | 0 | 0 | 0 |
| 2107 NW7 | 5 | 10 | 32 | 8 |
| 2109 NW9,22,46 | 36 | 36 | 136 | 17 |
| 2110 NW10 | 22 | 27 | 67 | 13 |
| 2111 NW11,20,47 | 13 | 23 | 116 | 15 |
| 2112 NW12 | 5 | 18 | 65 | 4 |
| 2113 NW13 | 11 | 25 | 47 | 3 |
| 2114 NW14 | 0 | 0 | 0 | 0 |
| 2115 NW15 | 12 | 30 | 40 | 15 |
| 2118 NW18,24,25,30 | 16 | 27 | 74 | 16 |
| 2119 NW19,21,33,35 | 11 | 26 | 116 | 14 |
| 2123 NW23,34 | 12 | 16 | 106 | 7 |
| 2126 NW26,43 | 1 | 6 | 26 | 1 |
| 2127 NW27,28 | 0 | 0 | 1 | 0 |
| 2129 NW29 | 4 | 8 | 14 | 1 |
| 2132 NW32 | 7 | 9 | 57 | 9 |
| 2136 NW36,42,50 | 8 | 9 | 26 | 6 |
| 2138 NW38,53 | 2 | 8 | 36 | 4 |
| 2139 NW39,51 | 11 | 17 | 70 | 10 |
| 2140 NW40 | 12 | 25 | 124 | 15 |
| 2141 NW41,48 | 23 | 28 | 105 | 14 |
| 2145 NW45 | 2 | 3 | 13 | 2 |
| 2149 NW49 | 12 | 12 | 77 | 14 |
| 2152 NW52 | 0 | 0 | 0 | 0 |

| (DEMOCRATIC) | | | | WITH 16 OF 16 REPORTING | | | | |
|--------------------------------|--|--|--|-------------------------|---------|-------------------------------|---------|-------|
| U.S. REPRESENTATIVE DISTRICT 1 | | | | VOTES | PERCENT | VOTES | PERCENT | |
| (Vote for) 1 | | | | | | | | |
| 01 = (WILLIAM) BILL HAAS | | | | 280 | 17.06 | 03 = MARIA N. CHAPPELLE-NADAL | 358 | 21.82 |
| 02 = LACY CLAY | | | | 1,003 | 61.12 | | | |

| | 01 | 02 | 03 |
|--------------------|----|-----|----|
| 2102 NW2 | 26 | 92 | 24 |
| 2104 NW4,8 | 40 | 145 | 45 |
| 2105 NW5,17 | 0 | 0 | 0 |
| 2106 NW6,44 | 0 | 0 | 0 |
| 2107 NW7 | 11 | 33 | 11 |
| 2109 NW9,22,46 | 57 | 141 | 41 |
| 2110 NW10 | 10 | 97 | 30 |
| 2115 NW15 | 8 | 74 | 18 |
| 2118 NW18,24,25,30 | 15 | 99 | 29 |
| 2123 NW23,34 | 31 | 80 | 34 |
| 2129 NW29 | 2 | 15 | 10 |
| 2136 NW36,42,50 | 11 | 27 | 12 |
| 2140 NW40 | 26 | 104 | 48 |
| 2141 NW41,48 | 41 | 85 | 48 |
| 2145 NW45 | 2 | 11 | 8 |
| 2152 NW52 | 0 | 0 | 0 |

| (DEMOCRATIC) | | | | WITH 13 OF 13 REPORTING | | | |
|--------------------------------|--|--|--|-------------------------|---------|-------|---------|
| U.S. REPRESENTATIVE DISTRICT 2 | | | | VOTES | PERCENT | VOTES | PERCENT |
| (Vote for) 1 | | | | | | | |
| 01 = BILL OTTO | | | | 1,210 | 100.00 | | |

01

| | |
|--------------------|-----|
| 2101 NW1 | 200 |
| 2103 NW3,16,31,37 | 158 |
| 2111 NW11,20,47 | 151 |
| 2112 NW12 | 89 |
| 2113 NW13 | 84 |
| 2114 NW14 | 0 |
| 2119 NW19,21,33,35 | 166 |
| 2126 NW26,43 | 32 |
| 2127 NW27,28 | 1 |
| 2132 NW32 | 78 |
| 2138 NW38,53 | 48 |
| 2139 NW39,51 | 102 |
| 2149 NW49 | 101 |

(DEMOCRATIC)

| GOVERNOR | VOTES | PERCENT | WITH 29 OF 29 REPORTING | VOTES | PERCENT |
|----------------------------------|-------|---------|-------------------------|-------|---------|
| (Vote for) 1 | | | | | |
| 01 = LEONARD JOSEPH STEINMAN, II | 148 | 5.08 | 03 = ERIC MORRISON | 278 | 9.54 |
| 02 = CHRIS KOSTER | 2,297 | 78.83 | 04 = CHARLES B. WHEELER | 191 | 6.55 |

01 02 03 04

| | | | | |
|--------------------|----|-----|----|----|
| 2101 NW1 | 5 | 176 | 14 | 12 |
| 2102 NW2 | 9 | 115 | 14 | 5 |
| 2103 NW3,16,31,37 | 10 | 145 | 21 | 6 |
| 2104 NW4,8 | 14 | 174 | 22 | 15 |
| 2105 NW5,17 | 0 | 0 | 0 | 0 |
| 2106 NW6,44 | 0 | 0 | 0 | 0 |
| 2107 NW7 | 6 | 38 | 5 | 6 |
| 2109 NW9,22,46 | 12 | 173 | 28 | 20 |
| 2110 NW10 | 9 | 85 | 23 | 13 |
| 2111 NW11,20,47 | 8 | 150 | 6 | 5 |
| 2112 NW12 | 2 | 83 | 8 | 5 |
| 2113 NW13 | 5 | 76 | 4 | 4 |
| 2114 NW14 | 0 | 0 | 0 | 0 |
| 2115 NW15 | 6 | 65 | 14 | 12 |
| 2118 NW18,24,25,30 | 6 | 93 | 18 | 21 |
| 2119 NW19,21,33,35 | 12 | 131 | 15 | 12 |
| 2123 NW23,34 | 3 | 126 | 4 | 4 |
| 2126 NW26,43 | 1 | 29 | 3 | 1 |
| 2127 NW27,28 | 1 | 0 | 0 | 0 |
| 2129 NW29 | 0 | 19 | 3 | 4 |
| 2132 NW32 | 4 | 68 | 9 | 5 |
| 2136 NW36,42,50 | 9 | 25 | 12 | 2 |
| 2138 NW38,53 | 2 | 43 | 5 | 2 |
| 2139 NW39,51 | 4 | 89 | 12 | 5 |
| 2140 NW40 | 7 | 142 | 15 | 11 |
| 2141 NW41,48 | 12 | 143 | 10 | 8 |
| 2145 NW45 | 0 | 16 | 3 | 1 |
| 2149 NW49 | 1 | 93 | 10 | 12 |
| 2152 NW52 | 0 | 0 | 0 | 0 |

(DEMOCRATIC)

| LIEUTENANT GOVERNOR | VOTES | PERCENT | WITH 29 OF 29 REPORTING | VOTES | PERCENT |
|---------------------|-------|---------|--------------------------|-------|---------|
| (Vote for) 1 | | | | | |
| 01 = WINSTON APPLE | 289 | 9.99 | 03 = TOMMIE PIERSON, SR. | 355 | 12.27 |
| 02 = RUSS CARNAHAN | 2,250 | 77.75 | | | |

01 02 03

| | | | |
|--------------------|----|-----|----|
| 2101 NW1 | 19 | 167 | 23 |
| 2102 NW2 | 7 | 112 | 17 |
| 2103 NW3,16,31,37 | 19 | 149 | 14 |
| 2104 NW4,8 | 19 | 173 | 30 |
| 2105 NW5,17 | 0 | 0 | 0 |
| 2106 NW6,44 | 0 | 0 | 0 |
| 2107 NW7 | 6 | 36 | 13 |
| 2109 NW9,22,46 | 36 | 168 | 29 |
| 2110 NW10 | 14 | 86 | 30 |
| 2111 NW11,20,47 | 15 | 138 | 12 |
| 2112 NW12 | 7 | 79 | 11 |
| 2113 NW13 | 11 | 71 | 5 |
| 2114 NW14 | 0 | 0 | 0 |
| 2115 NW15 | 12 | 61 | 24 |
| 2118 NW18,24,25,30 | 14 | 94 | 30 |
| 2119 NW19,21,33,35 | 26 | 131 | 12 |
| 2123 NW23,34 | 9 | 118 | 14 |
| 2126 NW26,43 | 1 | 32 | 1 |
| 2127 NW27,28 | 0 | 1 | 0 |
| 2129 NW29 | 2 | 20 | 3 |
| 2132 NW32 | 11 | 69 | 7 |
| 2136 NW36,42,50 | 7 | 36 | 6 |
| 2138 NW38,53 | 6 | 43 | 2 |
| 2139 NW39,51 | 8 | 82 | 17 |
| 2140 NW40 | 7 | 144 | 21 |
| 2141 NW41,48 | 19 | 138 | 14 |
| 2145 NW45 | 4 | 15 | 1 |
| 2149 NW49 | 10 | 87 | 19 |
| 2152 NW52 | 0 | 0 | 0 |

(DEMOCRATIC)

| SECRETARY OF STATE | VOTES | PERCENT | WITH 29 OF 29 REPORTING | VOTES | PERCENT |
|-------------------------|-------|---------|-------------------------|-------|---------|
| (Vote for) 1 | | | | | |
| 01 = BILL CLINTON YOUNG | 489 | 17.07 | 03 = MD RABBI ALAM | 165 | 5.76 |
| 02 = ROBIN SMITH | 2,211 | 77.17 | | | |

01 02 03

| | | | |
|-------------------|----|-----|----|
| 2101 NW1 | 39 | 150 | 14 |
| 2102 NW2 | 25 | 111 | 6 |
| 2103 NW3,16,31,37 | 29 | 142 | 6 |
| 2104 NW4,8 | 53 | 160 | 10 |
| 2105 NW5,17 | 0 | 0 | 0 |
| 2106 NW6,44 | 0 | 0 | 0 |
| 2107 NW7 | 9 | 45 | 1 |
| 2109 NW9,22,46 | 42 | 179 | 10 |
| 2110 NW10 | 28 | 94 | 7 |
| 2111 NW11,20,47 | 27 | 122 | 13 |

| | | | | |
|------|---------------|----|-----|----|
| 2112 | NW12 | 18 | 71 | 6 |
| 2113 | NW13 | 11 | 61 | 10 |
| 2114 | NW14 | 0 | 0 | 0 |
| 2115 | NW15 | 14 | 81 | 3 |
| 2118 | NW18,24,25,30 | 22 | 107 | 7 |
| 2119 | NW19,21,33,35 | 32 | 120 | 17 |
| 2123 | NW23,34 | 27 | 111 | 3 |
| 2126 | NW26,43 | 5 | 27 | 2 |
| 2127 | NW27,28 | 1 | 0 | 0 |
| 2129 | NW29 | 1 | 21 | 4 |
| 2132 | NW32 | 18 | 58 | 7 |
| 2136 | NW36,42,50 | 11 | 33 | 3 |
| 2138 | NW38,53 | 5 | 40 | 2 |
| 2139 | NW39,51 | 7 | 93 | 6 |
| 2140 | NW40 | 12 | 154 | 8 |
| 2141 | NW41,48 | 30 | 132 | 8 |
| 2145 | NW45 | 2 | 16 | 3 |
| 2149 | NW49 | 21 | 83 | 9 |
| 2152 | NW52 | 0 | 0 | 0 |

(DEMOCRATIC)

VOTES PERCENT

WITH 29 OF 29 REPORTING

STATE TREASURER
(Vote for) 1
01 = PAT CONTRERAS
02 = JUDY BAKER

1,299 46.83
1,475 53.17

01 02

| | | | |
|------|---------------|-----|-----|
| 2101 | NW1 | 97 | 104 |
| 2102 | NW2 | 61 | 73 |
| 2103 | NW3,16,31,37 | 88 | 82 |
| 2104 | NW4,8 | 114 | 100 |
| 2105 | NW5,17 | 0 | 0 |
| 2106 | NW6,44 | 0 | 0 |
| 2107 | NW7 | 26 | 27 |
| 2109 | NW9,22,46 | 107 | 111 |
| 2110 | NW10 | 55 | 71 |
| 2111 | NW11,20,47 | 68 | 90 |
| 2112 | NW12 | 60 | 35 |
| 2113 | NW13 | 41 | 40 |
| 2114 | NW14 | 0 | 0 |
| 2115 | NW15 | 38 | 58 |
| 2118 | NW18,24,25,30 | 45 | 84 |
| 2119 | NW19,21,33,35 | 82 | 84 |
| 2123 | NW23,34 | 56 | 84 |
| 2126 | NW26,43 | 14 | 20 |
| 2127 | NW27,28 | 0 | 0 |
| 2129 | NW29 | 12 | 14 |
| 2132 | NW32 | 43 | 36 |
| 2136 | NW36,42,50 | 22 | 24 |
| 2138 | NW38,53 | 24 | 24 |
| 2139 | NW39,51 | 48 | 52 |
| 2140 | NW40 | 76 | 89 |
| 2141 | NW41,48 | 72 | 91 |
| 2145 | NW45 | 11 | 8 |
| 2149 | NW49 | 39 | 74 |
| 2152 | NW52 | 0 | 0 |

(DEMOCRATIC)

VOTES PERCENT

WITH 29 OF 29 REPORTING

ATTORNEY GENERAL
(Vote for) 1
01 = JAKE ZIMMERMAN
02 = TERESA HENSLEY

1,715 59.34
1,175 40.66

01 02

| | | | |
|------|---------------|-----|----|
| 2101 | NW1 | 145 | 67 |
| 2102 | NW2 | 81 | 56 |
| 2103 | NW3,16,31,37 | 123 | 58 |
| 2104 | NW4,8 | 127 | 95 |
| 2105 | NW5,17 | 0 | 0 |
| 2106 | NW6,44 | 0 | 0 |
| 2107 | NW7 | 30 | 24 |
| 2109 | NW9,22,46 | 136 | 91 |
| 2110 | NW10 | 61 | 72 |
| 2111 | NW11,20,47 | 109 | 59 |
| 2112 | NW12 | 62 | 32 |
| 2113 | NW13 | 54 | 34 |
| 2114 | NW14 | 0 | 0 |
| 2115 | NW15 | 53 | 45 |
| 2118 | NW18,24,25,30 | 62 | 72 |
| 2119 | NW19,21,33,35 | 103 | 65 |
| 2123 | NW23,34 | 88 | 53 |
| 2126 | NW26,43 | 20 | 14 |
| 2127 | NW27,28 | 1 | 0 |
| 2129 | NW29 | 19 | 7 |
| 2132 | NW32 | 44 | 39 |
| 2136 | NW36,42,50 | 25 | 22 |
| 2138 | NW38,53 | 34 | 19 |
| 2139 | NW39,51 | 59 | 50 |
| 2140 | NW40 | 119 | 56 |
| 2141 | NW41,48 | 83 | 85 |
| 2145 | NW45 | 12 | 9 |
| 2149 | NW49 | 65 | 51 |
| 2152 | NW52 | 0 | 0 |

(DEMOCRATIC)

VOTES PERCENT

WITH 6 OF 6 REPORTING

STATE SENATOR DISTRICT 13
(Vote for) 1
01 = GINA WALSH

604 100.00

01

| | | |
|------|-------|-----|
| 2102 | NW2 | 129 |
| 2104 | NW4,8 | 194 |
| 2107 | NW7 | 49 |
| 2110 | NW10 | 121 |
| 2115 | NW15 | 93 |
| 2145 | NW45 | 18 |

(DEMOCRATIC)

WITH 9 OF 9 REPORTING

STATE REPRESENTATIVE DISTRICT 69

VOTES PERCENT

(Vote for) 1
01 = GRETCHEN BANGERT
02 = JEROME (JERRY) BURKE

912 74.75
308 25.25

01 02

2102 NW2 95 42
2104 NW4,8 160 60
2107 NW7 34 18
2109 NW9,22,46 200 46
2110 NW10 100 30
2115 NW15 68 28
2123 NW23,34 102 38
2140 NW40 134 44
2145 NW45 19 2

(DEMOCRATIC)

WITH 9 OF 9 REPORTING

STATE REPRESENTATIVE DISTRICT 70

VOTES PERCENT

(Vote for) 1
01 = BYRON DeLEAR

764 100.00

01

2106 NW6,44 0
2113 NW13 77
2118 NW18,24,25,30 113
2119 NW19,21,33,35 161
2132 NW32 74
2136 NW36,42,50 41
2138 NW38,53 49
2139 NW39,51 99
2141 NW41,48 150

(DEMOCRATIC)

WITH 9 OF 9 REPORTING

STATE REPRESENTATIVE DISTRICT 72

VOTES PERCENT

(Vote for) 1
01 = MARY NICHOLS

793 100.00

01

2101 NW1 206
2103 NW3,16,31,37 166
2111 NW11,20,47 161
2112 NW12 89
2114 NW14 0
2126 NW26,43 33
2129 NW29 23
2149 NW49 115
2152 NW52 0

(DEMOCRATIC)

WITH 2 OF 2 REPORTING

STATE REPRESENTATIVE DISTRICT 73

VOTES PERCENT

(Vote for) 1
01 = DANIEL WIBRACHT
02 = COURTNEY ALLEN CURTIS

0
0

03 = EILEEN GRANT McGEOGHEGAN
04 = LEE SMITH

VOTES PERCENT

0
1 100.00

01 02 03 04

2105 NW5,17 0 0 0 0
2127 NW27,28 0 0 0 1

(DEMOCRATIC)

WITH 26 OF 26 REPORTING

COUNTY COUNCIL DISTRICT 2

VOTES PERCENT

(Vote for) 1
01 = SAM GOODMAN
02 = SAM PAGE

969 43.28
1,270 56.72

01 02

2101 NW1 83 118
2103 NW3,16,31,37 60 108
2105 NW5,17 0 0
2106 NW6,44 0 0
2107 NW7 32 19
2109 NW9,22,46 105 105
2111 NW11,20,47 62 91
2112 NW12 30 56
2113 NW13 33 47
2114 NW14 0 0
2115 NW15 54 41
2118 NW18,24,25,30 57 69
2119 NW19,21,33,35 64 100
2123 NW23,34 58 78
2126 NW26,43 8 24
2127 NW27,28 1 0
2129 NW29 9 15
2132 NW32 37 41
2136 NW36,42,50 25 17
2138 NW38,53 17 29
2139 NW39,51 46 51
2140 NW40 67 95
2141 NW41,48 75 86
2145 NW45 5 13
2149 NW49 41 67
2152 NW52 0 0

(DEMOCRATIC)

WITH 3 OF 3 REPORTING

COUNTY COUNCIL DISTRICT 4

VOTES PERCENT

(Vote for) 1
01 = MIKE O'MARA
02 = ROCHELLE WALTON GRAY

272 54.18
230 45.82

01 02

| | | |
|------------|-----|----|
| 2102 NW2 | 88 | 55 |
| 2104 NW4,8 | 134 | 92 |
| 2110 NW10 | 50 | 83 |

(DEMOCRATIC)

VOTES PERCENT WITH 29 OF 29 REPORTING

COMMITTEEMAN NORTHWEST TOWNSHIP
(Vote for) 1
01 = MATTHEW G. ROBINSON
02 = INVALID WRITE-IN

2,553 99.03
25 .97

| | 01 | 02 |
|--------------------|-----|----|
| 2101 NW1 | 184 | 2 |
| 2102 NW2 | 120 | 0 |
| 2103 NW3,16,31,37 | 152 | 1 |
| 2104 NW4,8 | 193 | 6 |
| 2105 NW5,17 | 0 | 0 |
| 2106 NW6,44 | 0 | 0 |
| 2107 NW7 | 47 | 1 |
| 2109 NW9,22,46 | 210 | 1 |
| 2110 NW10 | 116 | 1 |
| 2111 NW11,20,47 | 144 | 1 |
| 2112 NW12 | 81 | 1 |
| 2113 NW13 | 76 | 0 |
| 2114 NW14 | 0 | 0 |
| 2115 NW15 | 87 | 3 |
| 2118 NW18,24,25,30 | 121 | 1 |
| 2119 NW19,21,33,35 | 155 | 1 |
| 2123 NW23,34 | 124 | 3 |
| 2126 NW26,43 | 33 | 0 |
| 2127 NW27,28 | 0 | 0 |
| 2129 NW29 | 25 | 0 |
| 2132 NW32 | 74 | 0 |
| 2136 NW36,42,50 | 42 | 1 |
| 2138 NW38,53 | 46 | 0 |
| 2139 NW39,51 | 93 | 0 |
| 2140 NW40 | 156 | 1 |
| 2141 NW41,48 | 154 | 1 |
| 2145 NW45 | 18 | 0 |
| 2149 NW49 | 102 | 0 |
| 2152 NW52 | 0 | 0 |

(DEMOCRATIC)

VOTES PERCENT WITH 29 OF 29 REPORTING

COMMITTEEWOMAN NORTHWEST TOWNSHIP
(Vote for) 1
01 = KATHERINE PALLADINO
02 = INVALID WRITE-IN

2,559 99.22
20 .78

| | 01 | 02 |
|--------------------|-----|----|
| 2101 NW1 | 190 | 1 |
| 2102 NW2 | 122 | 0 |
| 2103 NW3,16,31,37 | 157 | 1 |
| 2104 NW4,8 | 196 | 3 |
| 2105 NW5,17 | 0 | 0 |
| 2106 NW6,44 | 0 | 0 |
| 2107 NW7 | 48 | 0 |
| 2109 NW9,22,46 | 205 | 1 |
| 2110 NW10 | 117 | 1 |
| 2111 NW11,20,47 | 146 | 0 |
| 2112 NW12 | 80 | 1 |
| 2113 NW13 | 74 | 2 |
| 2114 NW14 | 0 | 0 |
| 2115 NW15 | 88 | 2 |
| 2118 NW18,24,25,30 | 123 | 0 |
| 2119 NW19,21,33,35 | 156 | 1 |
| 2123 NW23,34 | 121 | 2 |
| 2126 NW26,43 | 30 | 1 |
| 2127 NW27,28 | 0 | 0 |
| 2129 NW29 | 25 | 0 |
| 2132 NW32 | 74 | 0 |
| 2136 NW36,42,50 | 42 | 1 |
| 2138 NW38,53 | 45 | 0 |
| 2139 NW39,51 | 94 | 0 |
| 2140 NW40 | 151 | 1 |
| 2141 NW41,48 | 154 | 2 |
| 2145 NW45 | 17 | 0 |
| 2149 NW49 | 104 | 0 |
| 2152 NW52 | 0 | 0 |

(REPUBLICAN)

VOTES PERCENT WITH 29 OF 29 REPORTING

U.S. SENATE
(Vote for) 1
01 = ROY BLUNT
02 = KRISTI NICHOLS

2,002 71.91
565 20.29

VOTES PERCENT
03 = BERNIE MOWINSKI 100 3.59
04 = RYAN D. LUETHY 117 4.20

| | 01 | 02 | 03 | 04 |
|--------------------|-----|----|----|----|
| 2101 NW1 | 117 | 46 | 5 | 9 |
| 2102 NW2 | 119 | 30 | 8 | 2 |
| 2103 NW3,16,31,37 | 186 | 67 | 9 | 12 |
| 2104 NW4,8 | 89 | 22 | 9 | 4 |
| 2105 NW5,17 | 0 | 0 | 0 | 0 |
| 2106 NW6,44 | 3 | 0 | 0 | 0 |
| 2107 NW7 | 13 | 2 | 0 | 2 |
| 2109 NW9,22,46 | 192 | 33 | 10 | 10 |
| 2110 NW10 | 35 | 8 | 0 | 3 |
| 2111 NW11,20,47 | 191 | 32 | 5 | 8 |
| 2112 NW12 | 83 | 22 | 3 | 6 |
| 2113 NW13 | 90 | 28 | 5 | 3 |
| 2114 NW14 | 1 | 1 | 0 | 0 |
| 2115 NW15 | 14 | 7 | 1 | 0 |
| 2118 NW18,24,25,30 | 65 | 23 | 2 | 3 |
| 2119 NW19,21,33,35 | 119 | 43 | 11 | 13 |
| 2123 NW23,34 | 103 | 28 | 7 | 9 |
| 2126 NW26,43 | 31 | 10 | 1 | 0 |
| 2127 NW27,28 | 4 | 0 | 0 | 0 |
| 2129 NW29 | 8 | 9 | 0 | 0 |
| 2132 NW32 | 52 | 10 | 5 | 1 |
| 2136 NW36,42,50 | 12 | 6 | 0 | 3 |
| 2138 NW38,53 | 42 | 14 | 2 | 2 |

| | | | | | |
|------|---------|-----|----|---|----|
| 2139 | NW39,51 | 57 | 15 | 4 | 0 |
| 2140 | NW40 | 134 | 23 | 5 | 1 |
| 2141 | NW41,48 | 133 | 35 | 6 | 17 |
| 2145 | NW45 | 6 | 2 | 0 | 0 |
| 2149 | NW49 | 103 | 47 | 2 | 9 |
| 2152 | NW52 | 0 | 2 | 0 | 0 |

(REPUBLICAN)

WITH 16 OF 16 REPORTING

| | | VOTES | PERCENT | | |
|--------------------------------|--|-------|---------|--|--|
| U.S. REPRESENTATIVE DISTRICT 1 | | | | | |
| (Vote for) 1 | | | | | |
| 01 = STEVEN G. BAILEY | | 739 | 65.98 | | |
| 02 = PAUL BERRY, III | | 381 | 34.02 | | |

| | |
|----|----|
| 01 | 02 |
|----|----|

| | | | |
|------|---------------|-----|----|
| 2102 | NW2 | 91 | 52 |
| 2104 | NW4,8 | 74 | 35 |
| 2105 | NW5,17 | 0 | 0 |
| 2106 | NW6,44 | 0 | 2 |
| 2107 | NW7 | 11 | 4 |
| 2109 | NW9,22,46 | 142 | 73 |
| 2110 | NW10 | 27 | 15 |
| 2115 | NW15 | 12 | 8 |
| 2118 | NW18,24,25,30 | 54 | 25 |
| 2123 | NW23,34 | 88 | 45 |
| 2129 | NW29 | 12 | 5 |
| 2136 | NW36,42,50 | 9 | 8 |
| 2140 | NW40 | 94 | 48 |
| 2141 | NW41,48 | 119 | 59 |
| 2145 | NW45 | 6 | 0 |
| 2152 | NW52 | 0 | 2 |

(REPUBLICAN)

WITH 13 OF 13 REPORTING

| | | VOTES | PERCENT | | |
|--------------------------------|--|-------|---------|--|--|
| U.S. REPRESENTATIVE DISTRICT 2 | | | | | |
| (Vote for) 1 | | | | | |
| 01 = ANN WAGNER | | 1,240 | 81.05 | | |
| 02 = GREG SEARS | | 290 | 18.95 | | |

| | |
|----|----|
| 01 | 02 |
|----|----|

| | | | |
|------|---------------|-----|----|
| 2101 | NW1 | 140 | 37 |
| 2103 | NW3,16,31,37 | 209 | 63 |
| 2111 | NW11,20,47 | 197 | 38 |
| 2112 | NW12 | 95 | 21 |
| 2113 | NW13 | 106 | 21 |
| 2114 | NW14 | 1 | 1 |
| 2119 | NW19,21,33,35 | 150 | 36 |
| 2126 | NW26,43 | 35 | 4 |
| 2127 | NW27,28 | 4 | 1 |
| 2132 | NW32 | 54 | 16 |
| 2138 | NW38,53 | 52 | 11 |
| 2139 | NW39,51 | 66 | 13 |
| 2149 | NW49 | 131 | 28 |

(REPUBLICAN)

WITH 29 OF 29 REPORTING

| | | VOTES | PERCENT | | | VOTES | PERCENT |
|------------------------|--|-------|---------|----------------------|--|-------|---------|
| GOVERNOR | | | | | | | |
| (Vote for) 1 | | | | | | | |
| 01 = CATHERINE HANAWAY | | 743 | 26.00 | 03 = JOHN BRUNNER | | 647 | 22.64 |
| 02 = ERIC GREITENS | | 895 | 31.32 | 04 = PETER D. KINDER | | 573 | 20.05 |

| | | | |
|----|----|----|----|
| 01 | 02 | 03 | 04 |
|----|----|----|----|

| | | | | | |
|------|---------------|----|----|----|----|
| 2101 | NW1 | 43 | 59 | 43 | 36 |
| 2102 | NW2 | 35 | 50 | 41 | 35 |
| 2103 | NW3,16,31,37 | 65 | 98 | 66 | 54 |
| 2104 | NW4,8 | 38 | 37 | 23 | 25 |
| 2105 | NW5,17 | 0 | 0 | 0 | 0 |
| 2106 | NW6,44 | 0 | 1 | 0 | 2 |
| 2107 | NW7 | 3 | 2 | 8 | 4 |
| 2109 | NW9,22,46 | 62 | 73 | 68 | 43 |
| 2110 | NW10 | 4 | 21 | 10 | 13 |
| 2111 | NW11,20,47 | 70 | 76 | 40 | 62 |
| 2112 | NW12 | 27 | 50 | 18 | 27 |
| 2113 | NW13 | 34 | 47 | 23 | 28 |
| 2114 | NW14 | 1 | 1 | 0 | 0 |
| 2115 | NW15 | 8 | 4 | 3 | 7 |
| 2118 | NW18,24,25,30 | 22 | 30 | 22 | 24 |
| 2119 | NW19,21,33,35 | 62 | 54 | 25 | 48 |
| 2123 | NW23,34 | 37 | 48 | 37 | 29 |
| 2126 | NW26,43 | 8 | 10 | 19 | 5 |
| 2127 | NW27,28 | 4 | 0 | 1 | 0 |
| 2129 | NW29 | 5 | 3 | 7 | 2 |
| 2132 | NW32 | 26 | 20 | 16 | 9 |
| 2136 | NW36,42,50 | 5 | 4 | 4 | 7 |
| 2138 | NW38,53 | 24 | 18 | 13 | 10 |
| 2139 | NW39,51 | 21 | 22 | 26 | 11 |
| 2140 | NW40 | 41 | 47 | 56 | 24 |
| 2141 | NW41,48 | 54 | 67 | 40 | 32 |
| 2145 | NW45 | 3 | 3 | 0 | 2 |
| 2149 | NW49 | 41 | 49 | 38 | 33 |
| 2152 | NW52 | 0 | 1 | 0 | 1 |

(REPUBLICAN)

WITH 29 OF 29 REPORTING

| | | VOTES | PERCENT | | | VOTES | PERCENT |
|--------------------------|--|-------|---------|------------------|--|-------|---------|
| LIEUTENANT GOVERNOR | | | | | | | |
| (Vote for) 1 | | | | | | | |
| 01 = ARNIE C. AC DIENOFF | | 188 | 6.98 | 03 = MIKE PARSON | | 1,307 | 48.52 |
| 02 = BEV RANGLES | | 1,199 | 44.51 | | | | |

| | | |
|----|----|----|
| 01 | 02 | 03 |
|----|----|----|

| | | | | |
|------|--------------|----|-----|-----|
| 2101 | NW1 | 13 | 83 | 72 |
| 2102 | NW2 | 7 | 64 | 84 |
| 2103 | NW3,16,31,37 | 14 | 121 | 130 |
| 2104 | NW4,8 | 12 | 46 | 57 |
| 2105 | NW5,17 | 0 | 0 | 0 |
| 2106 | NW6,44 | 0 | 0 | 2 |
| 2107 | NW7 | 3 | 4 | 9 |
| 2109 | NW9,22,46 | 14 | 128 | 97 |
| 2110 | NW10 | 5 | 12 | 28 |

| | | | | |
|------|---------------|----|----|-----|
| 2111 | NW11,20,47 | 12 | 82 | 132 |
| 2112 | NW12 | 6 | 39 | 68 |
| 2113 | NW13 | 8 | 56 | 57 |
| 2114 | NW14 | 0 | 1 | 1 |
| 2115 | NW15 | 1 | 9 | 11 |
| 2118 | NW18,24,25,30 | 3 | 50 | 40 |
| 2119 | NW19,21,33,35 | 19 | 78 | 89 |
| 2123 | NW23,34 | 7 | 72 | 60 |
| 2126 | NW26,43 | 2 | 16 | 21 |
| 2127 | NW27,28 | 0 | 0 | 5 |
| 2129 | NW29 | 2 | 5 | 10 |
| 2132 | NW32 | 7 | 26 | 33 |
| 2136 | NW36,42,50 | 1 | 6 | 11 |
| 2138 | NW38,53 | 3 | 34 | 24 |
| 2139 | NW39,51 | 7 | 36 | 34 |
| 2140 | NW40 | 16 | 59 | 78 |
| 2141 | NW41,48 | 14 | 82 | 91 |
| 2145 | NW45 | 0 | 6 | 2 |
| 2149 | NW49 | 12 | 82 | 61 |
| 2152 | NW52 | 0 | 2 | 0 |

(REPUBLICAN)

| | | VOTES | PERCENT | WITH 29 OF 29 | REPORTING | VOTES | PERCENT |
|-------------------------------------|--|-------|---------|----------------|-----------|-------|---------|
| SECRETARY OF STATE (Vote for) 1 | | | | | | | |
| 01 = WILL KRAUS | | 924 | 33.53 | | | | |
| 02 = JOHN (JAY) ASHCROFT | | 1,700 | 61.68 | 03 = ROI CHINN | | 132 | 4.79 |

| | | | | |
|------|---------------|-----|-----|----|
| 2101 | NW1 | 57 | 105 | 9 |
| 2102 | NW2 | 57 | 95 | 6 |
| 2103 | NW3,16,31,37 | 100 | 161 | 9 |
| 2104 | NW4,8 | 36 | 79 | 6 |
| 2105 | NW5,17 | 0 | 0 | 0 |
| 2106 | NW6,44 | 0 | 3 | 0 |
| 2107 | NW7 | 3 | 13 | 0 |
| 2109 | NW9,22,46 | 87 | 149 | 6 |
| 2110 | NW10 | 20 | 24 | 2 |
| 2111 | NW11,20,47 | 72 | 156 | 8 |
| 2112 | NW12 | 45 | 65 | 7 |
| 2113 | NW13 | 46 | 72 | 8 |
| 2114 | NW14 | 1 | 1 | 0 |
| 2115 | NW15 | 5 | 16 | 1 |
| 2118 | NW18,24,25,30 | 40 | 44 | 8 |
| 2119 | NW19,21,33,35 | 64 | 106 | 14 |
| 2123 | NW23,34 | 39 | 94 | 9 |
| 2126 | NW26,43 | 13 | 27 | 2 |
| 2127 | NW27,28 | 2 | 2 | 0 |
| 2129 | NW29 | 6 | 10 | 1 |
| 2132 | NW32 | 25 | 40 | 4 |
| 2136 | NW36,42,50 | 4 | 16 | 0 |
| 2138 | NW38,53 | 21 | 37 | 5 |
| 2139 | NW39,51 | 22 | 51 | 4 |
| 2140 | NW40 | 44 | 110 | 6 |
| 2141 | NW41,48 | 59 | 117 | 11 |
| 2145 | NW45 | 4 | 4 | 0 |
| 2149 | NW49 | 50 | 103 | 6 |
| 2152 | NW52 | 2 | 0 | 0 |

(REPUBLICAN)

| | | VOTES | PERCENT | WITH 29 OF 29 | REPORTING |
|----------------------------------|--|-------|---------|---------------|-----------|
| STATE TREASURER (Vote for) 1 | | | | | |
| 01 = ERIC SCHMITT | | 2,451 | 100.00 | | |

| | | | | |
|------|---------------|-----|--|--|
| 2101 | NW1 | 161 | | |
| 2102 | NW2 | 140 | | |
| 2103 | NW3,16,31,37 | 233 | | |
| 2104 | NW4,8 | 105 | | |
| 2105 | NW5,17 | 0 | | |
| 2106 | NW6,44 | 2 | | |
| 2107 | NW7 | 12 | | |
| 2109 | NW9,22,46 | 214 | | |
| 2110 | NW10 | 44 | | |
| 2111 | NW11,20,47 | 211 | | |
| 2112 | NW12 | 102 | | |
| 2113 | NW13 | 105 | | |
| 2114 | NW14 | 1 | | |
| 2115 | NW15 | 21 | | |
| 2118 | NW18,24,25,30 | 80 | | |
| 2119 | NW19,21,33,35 | 171 | | |
| 2123 | NW23,34 | 126 | | |
| 2126 | NW26,43 | 35 | | |
| 2127 | NW27,28 | 2 | | |
| 2129 | NW29 | 15 | | |
| 2132 | NW32 | 62 | | |
| 2136 | NW36,42,50 | 17 | | |
| 2138 | NW38,53 | 56 | | |
| 2139 | NW39,51 | 74 | | |
| 2140 | NW40 | 147 | | |
| 2141 | NW41,48 | 165 | | |
| 2145 | NW45 | 8 | | |
| 2149 | NW49 | 140 | | |
| 2152 | NW52 | 2 | | |

(REPUBLICAN)

| | | VOTES | PERCENT | WITH 29 OF 29 | REPORTING |
|-----------------------------------|--|-------|---------|---------------|-----------|
| ATTORNEY GENERAL (Vote for) 1 | | | | | |
| 01 = JOSH HAWLEY | | 2,038 | 74.11 | | |
| 02 = KURT SCHAEFER | | 712 | 25.89 | | |

| | | | | |
|------|--------------|-----|----|--|
| 2101 | NW1 | 125 | 43 | |
| 2102 | NW2 | 113 | 43 | |
| 2103 | NW3,16,31,37 | 202 | 71 | |
| 2104 | NW4,8 | 87 | 34 | |
| 2105 | NW5,17 | 0 | 0 | |
| 2106 | NW6,44 | 2 | 1 | |
| 2107 | NW7 | 7 | 8 | |

| | | | |
|------|---------------|-----|----|
| 2109 | NW9,22,46 | 181 | 58 |
| 2110 | NW10 | 34 | 13 |
| 2111 | NW11,20,47 | 166 | 75 |
| 2112 | NW12 | 95 | 24 |
| 2113 | NW13 | 89 | 33 |
| 2114 | NW14 | 1 | 1 |
| 2115 | NW15 | 16 | 6 |
| 2118 | NW18,24,25,30 | 65 | 24 |
| 2119 | NW19,21,33,35 | 140 | 42 |
| 2123 | NW23,34 | 107 | 36 |
| 2126 | NW26,43 | 30 | 11 |
| 2127 | NW27,28 | 5 | 0 |
| 2129 | NW29 | 13 | 4 |
| 2132 | NW32 | 51 | 17 |
| 2136 | NW36,42,50 | 12 | 8 |
| 2138 | NW38,53 | 47 | 17 |
| 2139 | NW39,51 | 59 | 18 |
| 2140 | NW40 | 119 | 43 |
| 2141 | NW41,48 | 143 | 45 |
| 2145 | NW45 | 7 | 1 |
| 2149 | NW49 | 120 | 36 |
| 2152 | NW52 | 2 | 0 |

(REPUBLICAN)

WITH 6 OF 6 REPORTING

STATE SENATOR DISTRICT 13
 (Vote for) 1
 01 = NO CANDIDATE FILED

| | | |
|------|-------|---|
| | 0 | |
| | 01 | |
| 2102 | NW2 | 0 |
| 2104 | NW4,8 | 0 |
| 2107 | NW7 | 0 |
| 2110 | NW10 | 0 |
| 2115 | NW15 | 0 |
| 2145 | NW45 | 0 |

(REPUBLICAN)

WITH 9 OF 9 REPORTING

STATE REPRESENTATIVE DISTRICT 69
 (Vote for) 1
 01 = NO CANDIDATE FILED

| | | |
|------|-----------|---|
| | 0 | |
| | 01 | |
| 2102 | NW2 | 0 |
| 2104 | NW4,8 | 0 |
| 2107 | NW7 | 0 |
| 2109 | NW9,22,46 | 0 |
| 2110 | NW10 | 0 |
| 2115 | NW15 | 0 |
| 2123 | NW23,34 | 0 |
| 2140 | NW40 | 0 |
| 2145 | NW45 | 0 |

(REPUBLICAN)

WITH 9 OF 9 REPORTING

STATE REPRESENTATIVE DISTRICT 70
 (Vote for) 1
 01 = ANDREW D. PURCELL
 02 = MARK MATTHIESEN

| | | |
|------|---------------|--------|
| | 282 | 37.50 |
| | 470 | 62.50 |
| | 01 | 02 |
| 2106 | NW6,44 | 2 0 |
| 2113 | NW13 | 51 56 |
| 2118 | NW18,24,25,30 | 35 44 |
| 2119 | NW19,21,33,35 | 58 122 |
| 2132 | NW32 | 26 33 |
| 2136 | NW36,42,50 | 7 10 |
| 2138 | NW38,53 | 8 53 |
| 2139 | NW39,51 | 27 47 |
| 2141 | NW41,48 | 68 105 |

(REPUBLICAN)

WITH 9 OF 9 REPORTING

STATE REPRESENTATIVE DISTRICT 72
 (Vote for) 1
 01 = DAN HYATT

| | | |
|------|--------------|--------|
| | 887 | 100.00 |
| | 01 | |
| 2101 | NW1 | 156 |
| 2103 | NW3,16,31,37 | 232 |
| 2111 | NW11,20,47 | 204 |
| 2112 | NW12 | 102 |
| 2114 | NW14 | 1 |
| 2126 | NW26,43 | 33 |
| 2129 | NW29 | 15 |
| 2149 | NW49 | 142 |
| 2152 | NW52 | 2 |

(REPUBLICAN)

WITH 2 OF 2 REPORTING

STATE REPRESENTATIVE DISTRICT 73
 (Vote for) 1
 01 = NO CANDIDATE FILED

| | | |
|------|---------|---|
| | 0 | |
| | 01 | |
| 2105 | NW5,17 | 0 |
| 2127 | NW27,28 | 0 |

(REPUBLICAN)

WITH 26 OF 26 REPORTING

COUNTY COUNCIL DISTRICT 2
 (Vote for) 1
 01 = AMY POELKER

| | | |
|--|-------|--------|
| | 2,114 | 100.00 |
| | 01 | |

```

-----
2101 NW1                161
2103 NW3,16,31,37     237
2105 NW5,17            0
2106 NW6,44            2
2107 NW7                13
2109 NW9,22,46        209
2111 NW11,20,47       204
2112 NW12              97
2113 NW13             102
2114 NW14              1
2115 NW15              20
2118 NW18,24,25,30    74
2119 NW19,21,33,35   166
2123 NW23,34          127
2126 NW26,43          35
2127 NW27,28          2
2129 NW29              13
2132 NW32              57
2136 NW36,42,50       20
2138 NW38,53          57
2139 NW39,51          68
2140 NW40             134
2141 NW41,48          161
2145 NW45              8
2149 NW49             144
2152 NW52              2
-----

```

(REPUBLICAN)

WITH 3 OF 3 REPORTING

```

COUNTY COUNCIL DISTRICT 4
(Vote for ) 1
01 = CURTIS FAULKNER
-----
                270 100.00
-----
01
-----
2102 NW2                132
2104 NW4,8              98
2110 NW10               40
-----

```

(REPUBLICAN)

WITH 29 OF 29 REPORTING

```

COMMITTEEMAN NORTHWEST TOWNSHIP
(Vote for ) 1
01 = DAN HYATT
02 = INVALID WRITE-IN
-----
                2,304 98.97
                24 1.03
-----
                01 02
-----

```

```

2101 NW1                154 2
2102 NW2                126 3
2103 NW3,16,31,37     232 2
2104 NW4,8             100 1
2105 NW5,17            0 0
2106 NW6,44            2 0
2107 NW7                12 0
2109 NW9,22,46        197 1
2110 NW10              39 0
2111 NW11,20,47       198 3
2112 NW12              96 0
2113 NW13              99 1
2114 NW14              1 0
2115 NW15              19 2
2118 NW18,24,25,30    71 1
2119 NW19,21,33,35   163 1
2123 NW23,34          124 0
2126 NW26,43          32 0
2127 NW27,28          2 0
2129 NW29              14 0
2132 NW32              53 0
2136 NW36,42,50       17 0
2138 NW38,53          54 0
2139 NW39,51          65 0
2140 NW40             132 0
2141 NW41,48          157 4
2145 NW45              6 0
2149 NW49             137 3
2152 NW52              2 0
-----

```

(REPUBLICAN)

WITH 29 OF 29 REPORTING

```

COMMITTEEWOMAN NORTHWEST TOWNSHIP
(Vote for ) 1
01 = DEANN DEIMEKE
02 = INVALID WRITE-IN
-----
                2,300 99.14
                20 .86
-----
                01 02
-----

```

```

2101 NW1                154 4
2102 NW2                125 3
2103 NW3,16,31,37     233 1
2104 NW4,8             99 2
2105 NW5,17            0 0
2106 NW6,44            2 0
2107 NW7                14 0
2109 NW9,22,46        201 0
2110 NW10              39 0
2111 NW11,20,47       193 2
2112 NW12              96 0
2113 NW13              98 1
2114 NW14              0 0
2115 NW15              18 3
2118 NW18,24,25,30    70 1
2119 NW19,21,33,35   162 1
2123 NW23,34          123 0
2126 NW26,43          32 0
2127 NW27,28          2 0
2129 NW29              13 0
2132 NW32              54 0
2136 NW36,42,50       17 0
2138 NW38,53          53 0
2139 NW39,51          67 0
2140 NW40             130 0
2141 NW41,48          159 1
-----

```

| | | | |
|------|------|-----|---|
| 2145 | NW45 | 6 | 0 |
| 2149 | NW49 | 138 | 1 |
| 2152 | NW52 | 2 | 0 |

(LIBERTARIAN)

VOTES PERCENT WITH 29 OF 29 REPORTING

U.S. SENATE
 (Vote for) 1
 01 = JONATHAN DINE 24 60.00
 02 = HERSCHEL L. YOUNG 16 40.00

 01 02

| | | | |
|------|---------------|---|---|
| 2101 | NW1 | 0 | 1 |
| 2102 | NW2 | 2 | 0 |
| 2103 | NW3,16,31,37 | 1 | 2 |
| 2104 | NW4,8 | 0 | 1 |
| 2105 | NW5,17 | 0 | 0 |
| 2106 | NW6,44 | 0 | 0 |
| 2107 | NW7 | 0 | 0 |
| 2109 | NW9,22,46 | 4 | 0 |
| 2110 | NW10 | 2 | 0 |
| 2111 | NW11,20,47 | 0 | 0 |
| 2112 | NW12 | 0 | 0 |
| 2113 | NW13 | 1 | 2 |
| 2114 | NW14 | 0 | 0 |
| 2115 | NW15 | 1 | 0 |
| 2118 | NW18,24,25,30 | 1 | 1 |
| 2119 | NW19,21,33,35 | 6 | 2 |
| 2123 | NW23,34 | 1 | 3 |
| 2126 | NW26,43 | 0 | 0 |
| 2127 | NW27,28 | 0 | 0 |
| 2129 | NW29 | 0 | 0 |
| 2132 | NW32 | 0 | 0 |
| 2136 | NW36,42,50 | 0 | 0 |
| 2138 | NW38,53 | 0 | 0 |
| 2139 | NW39,51 | 0 | 0 |
| 2140 | NW40 | 0 | 0 |
| 2141 | NW41,48 | 5 | 3 |
| 2145 | NW45 | 0 | 0 |
| 2149 | NW49 | 0 | 1 |
| 2152 | NW52 | 0 | 0 |

(LIBERTARIAN)

VOTES PERCENT WITH 16 OF 16 REPORTING

U.S. REPRESENTATIVE DISTRICT 1
 (Vote for) 1
 01 = ROBB E. CUNNINGHAM 23 100.00

 01

| | | | |
|------|---------------|---|--|
| 2102 | NW2 | 2 | |
| 2104 | NW4,8 | 1 | |
| 2105 | NW5,17 | 0 | |
| 2106 | NW6,44 | 0 | |
| 2107 | NW7 | 0 | |
| 2109 | NW9,22,46 | 4 | |
| 2110 | NW10 | 1 | |
| 2115 | NW15 | 1 | |
| 2118 | NW18,24,25,30 | 2 | |
| 2123 | NW23,34 | 4 | |
| 2129 | NW29 | 0 | |
| 2136 | NW36,42,50 | 0 | |
| 2140 | NW40 | 0 | |
| 2141 | NW41,48 | 8 | |
| 2145 | NW45 | 0 | |
| 2152 | NW52 | 0 | |

(LIBERTARIAN)

VOTES PERCENT WITH 13 OF 13 REPORTING

U.S. REPRESENTATIVE DISTRICT 2
 (Vote for) 1
 01 = JIM HIGGINS 15 100.00

 01

| | | | |
|------|---------------|---|--|
| 2101 | NW1 | 1 | |
| 2103 | NW3,16,31,37 | 3 | |
| 2111 | NW11,20,47 | 0 | |
| 2112 | NW12 | 0 | |
| 2113 | NW13 | 3 | |
| 2114 | NW14 | 0 | |
| 2119 | NW19,21,33,35 | 7 | |
| 2126 | NW26,43 | 0 | |
| 2127 | NW27,28 | 0 | |
| 2132 | NW32 | 0 | |
| 2138 | NW38,53 | 0 | |
| 2139 | NW39,51 | 0 | |
| 2149 | NW49 | 1 | |

(LIBERTARIAN)

VOTES PERCENT WITH 29 OF 29 REPORTING

GOVERNOR
 (Vote for) 1
 01 = CISSE W. SPRAGINS 39 100.00

 01

| | | | |
|------|---------------|---|--|
| 2101 | NW1 | 1 | |
| 2102 | NW2 | 2 | |
| 2103 | NW3,16,31,37 | 3 | |
| 2104 | NW4,8 | 1 | |
| 2105 | NW5,17 | 0 | |
| 2106 | NW6,44 | 0 | |
| 2107 | NW7 | 0 | |
| 2109 | NW9,22,46 | 4 | |
| 2110 | NW10 | 2 | |
| 2111 | NW11,20,47 | 0 | |
| 2112 | NW12 | 0 | |
| 2113 | NW13 | 3 | |
| 2114 | NW14 | 0 | |
| 2115 | NW15 | 1 | |
| 2118 | NW18,24,25,30 | 2 | |

2119 NW19,21,33,35 7
 2123 NW23,34 4
 2126 NW26,43 0
 2127 NW27,28 0
 2129 NW29 0
 2132 NW32 0
 2136 NW36,42,50 0
 2138 NW38,53 0
 2139 NW39,51 0
 2140 NW40 0
 2141 NW41,48 8
 2145 NW45 0
 2149 NW49 1
 2152 NW52 0

(LIBERTARIAN)

VOTES PERCENT

WITH 29 OF 29 REPORTING

LIEUTENANT GOVERNOR

(Vote for) 1

01 = STEVEN R. HEDRICK

35 100.00

 01

2101 NW1 1
 2102 NW2 2
 2103 NW3,16,31,37 4
 2104 NW4,8 1
 2105 NW5,17 0
 2106 NW6,44 0
 2107 NW7 0
 2109 NW9,22,46 3
 2110 NW10 1
 2111 NW11,20,47 0
 2112 NW12 0
 2113 NW13 3
 2114 NW14 0
 2115 NW15 1
 2118 NW18,24,25,30 1
 2119 NW19,21,33,35 6
 2123 NW23,34 3
 2126 NW26,43 0
 2127 NW27,28 0
 2129 NW29 0
 2132 NW32 0
 2136 NW36,42,50 0
 2138 NW38,53 0
 2139 NW39,51 0
 2140 NW40 0
 2141 NW41,48 8
 2145 NW45 0
 2149 NW49 1
 2152 NW52 0

(LIBERTARIAN)

VOTES PERCENT

WITH 29 OF 29 REPORTING

SECRETARY OF STATE

(Vote for) 1

01 = CHRIS MORRILL

37 100.00

 01

2101 NW1 1
 2102 NW2 2
 2103 NW3,16,31,37 4
 2104 NW4,8 1
 2105 NW5,17 0
 2106 NW6,44 0
 2107 NW7 0
 2109 NW9,22,46 3
 2110 NW10 2
 2111 NW11,20,47 0
 2112 NW12 0
 2113 NW13 3
 2114 NW14 0
 2115 NW15 1
 2118 NW18,24,25,30 1
 2119 NW19,21,33,35 6
 2123 NW23,34 4
 2126 NW26,43 0
 2127 NW27,28 0
 2129 NW29 0
 2132 NW32 0
 2136 NW36,42,50 0
 2138 NW38,53 0
 2139 NW39,51 0
 2140 NW40 0
 2141 NW41,48 8
 2145 NW45 0
 2149 NW49 1
 2152 NW52 0

(LIBERTARIAN)

VOTES PERCENT

WITH 29 OF 29 REPORTING

STATE TREASURER

(Vote for) 1

01 = SEAN O'TOOLE

39 100.00

 01

2101 NW1 1
 2102 NW2 2
 2103 NW3,16,31,37 3
 2104 NW4,8 1
 2105 NW5,17 0
 2106 NW6,44 0
 2107 NW7 0
 2109 NW9,22,46 4
 2110 NW10 2
 2111 NW11,20,47 0
 2112 NW12 0
 2113 NW13 3
 2114 NW14 0
 2115 NW15 1
 2118 NW18,24,25,30 2

| | | |
|------|---------------|---|
| 2119 | NW19,21,33,35 | 7 |
| 2123 | NW23,34 | 4 |
| 2126 | NW26,43 | 0 |
| 2127 | NW27,28 | 0 |
| 2129 | NW29 | 0 |
| 2132 | NW32 | 0 |
| 2136 | NW36,42,50 | 0 |
| 2138 | NW38,53 | 0 |
| 2139 | NW39,51 | 0 |
| 2140 | NW40 | 0 |
| 2141 | NW41,48 | 8 |
| 2145 | NW45 | 0 |
| 2149 | NW49 | 1 |
| 2152 | NW52 | 0 |

(LIBERTARIAN)

VOTES PERCENT

WITH 29 OF 29 REPORTING

ATTORNEY GENERAL

(Vote for) 1

01 = NO CANDIDATE FILED

0

01

| | | |
|------|---------------|---|
| 2101 | NW1 | 0 |
| 2102 | NW2 | 0 |
| 2103 | NW3,16,31,37 | 0 |
| 2104 | NW4,8 | 0 |
| 2105 | NW5,17 | 0 |
| 2106 | NW6,44 | 0 |
| 2107 | NW7 | 0 |
| 2109 | NW9,22,46 | 0 |
| 2110 | NW10 | 0 |
| 2111 | NW11,20,47 | 0 |
| 2112 | NW12 | 0 |
| 2113 | NW13 | 0 |
| 2114 | NW14 | 0 |
| 2115 | NW15 | 0 |
| 2118 | NW18,24,25,30 | 0 |
| 2119 | NW19,21,33,35 | 0 |
| 2123 | NW23,34 | 0 |
| 2126 | NW26,43 | 0 |
| 2127 | NW27,28 | 0 |
| 2129 | NW29 | 0 |
| 2132 | NW32 | 0 |
| 2136 | NW36,42,50 | 0 |
| 2138 | NW38,53 | 0 |
| 2139 | NW39,51 | 0 |
| 2140 | NW40 | 0 |
| 2141 | NW41,48 | 0 |
| 2145 | NW45 | 0 |
| 2149 | NW49 | 0 |
| 2152 | NW52 | 0 |

(LIBERTARIAN)

VOTES PERCENT

WITH 6 OF 6 REPORTING

STATE SENATOR DISTRICT 13

(Vote for) 1

01 = NO CANDIDATE FILED

0

01

| | | |
|------|-------|---|
| 2102 | NW2 | 0 |
| 2104 | NW4,8 | 0 |
| 2107 | NW7 | 0 |
| 2110 | NW10 | 0 |
| 2115 | NW15 | 0 |
| 2145 | NW45 | 0 |

(LIBERTARIAN)

VOTES PERCENT

WITH 9 OF 9 REPORTING

STATE REPRESENTATIVE DISTRICT 69

(Vote for) 1

01 = NO CANDIDATE FILED

0

01

| | | |
|------|-----------|---|
| 2102 | NW2 | 0 |
| 2104 | NW4,8 | 0 |
| 2107 | NW7 | 0 |
| 2109 | NW9,22,46 | 0 |
| 2110 | NW10 | 0 |
| 2115 | NW15 | 0 |
| 2123 | NW23,34 | 0 |
| 2140 | NW40 | 0 |
| 2145 | NW45 | 0 |

(LIBERTARIAN)

VOTES PERCENT

WITH 9 OF 9 REPORTING

STATE REPRESENTATIVE DISTRICT 70

(Vote for) 1

01 = NO CANDIDATE FILED

0

01

| | | |
|------|---------------|---|
| 2106 | NW6,44 | 0 |
| 2113 | NW13 | 0 |
| 2118 | NW18,24,25,30 | 0 |
| 2119 | NW19,21,33,35 | 0 |
| 2132 | NW32 | 0 |
| 2136 | NW36,42,50 | 0 |
| 2138 | NW38,53 | 0 |
| 2139 | NW39,51 | 0 |
| 2141 | NW41,48 | 0 |

(LIBERTARIAN)

VOTES PERCENT

WITH 9 OF 9 REPORTING

STATE REPRESENTATIVE DISTRICT 72

(Vote for) 1

01 = NO CANDIDATE FILED

0

01

2101 NW1 0
 2103 NW3,16,31,37 0
 2111 NW11,20,47 0
 2112 NW12 0
 2114 NW14 0
 2126 NW26,43 0
 2129 NW29 0
 2149 NW49 0
 2152 NW52 0

(LIBERTARIAN)

WITH 2 OF 2 REPORTING

STATE REPRESENTATIVE DISTRICT 73
 (Vote for) 1
 01 = NO CANDIDATE FILED

VOTES PERCENT
 0

 01

2105 NW5,17 0
 2127 NW27,28 0

(LIBERTARIAN)

WITH 26 OF 26 REPORTING

COUNTY COUNCIL DISTRICT 2
 (Vote for) 1
 01 = LADONNA HIGGINS

VOTES PERCENT
 32 100.00

 01

2101 NW1 1
 2103 NW3,16,31,37 3
 2105 NW5,17 0
 2106 NW6,44 0
 2107 NW7 0
 2109 NW9,22,46 4
 2111 NW11,20,47 0
 2112 NW12 0
 2113 NW13 3
 2114 NW14 0
 2115 NW15 1
 2118 NW18,24,25,30 2
 2119 NW19,21,33,35 7
 2123 NW23,34 3
 2126 NW26,43 0
 2127 NW27,28 0
 2129 NW29 0
 2132 NW32 0
 2136 NW36,42,50 0
 2138 NW38,53 0
 2139 NW39,51 0
 2140 NW40 0
 2141 NW41,48 7
 2145 NW45 0
 2149 NW49 1
 2152 NW52 0

(LIBERTARIAN)

WITH 3 OF 3 REPORTING

COUNTY COUNCIL DISTRICT 4
 (Vote for) 1
 01 = JEFF COLEMAN

VOTES PERCENT
 5 100.00

 01

2102 NW2 2
 2104 NW4,8 1
 2110 NW10 2

(LIBERTARIAN)

WITH 29 OF 29 REPORTING

COMMITTEEMAN NORTHWEST TOWNSHIP
 (Vote for) 1
 01 = ERIC S. HARRIS
 02 = INVALID WRITE-IN

VOTES PERCENT
 39 97.50
 1 2.50

 01 02

2101 NW1 1 0
 2102 NW2 2 0
 2103 NW3,16,31,37 3 0
 2104 NW4,8 1 0
 2105 NW5,17 0 0
 2106 NW6,44 0 0
 2107 NW7 0 0
 2109 NW9,22,46 4 0
 2110 NW10 2 0
 2111 NW11,20,47 0 0
 2112 NW12 0 0
 2113 NW13 3 0
 2114 NW14 0 0
 2115 NW15 1 0
 2118 NW18,24,25,30 2 0
 2119 NW19,21,33,35 7 1
 2123 NW23,34 4 0
 2126 NW26,43 0 0
 2127 NW27,28 0 0
 2129 NW29 0 0
 2132 NW32 0 0
 2136 NW36,42,50 0 0
 2138 NW38,53 0 0
 2139 NW39,51 0 0
 2140 NW40 0 0
 2141 NW41,48 8 0
 2145 NW45 0 0
 2149 NW49 1 0
 2152 NW52 0 0

(LIBERTARIAN)

WITH 29 OF 29 REPORTING

COMMITTEEWOMAN NORTHWEST TOWNSHIP
 (Vote for) 1
 01 = SALLY L. HARRIS

VOTES PERCENT
 36 97.30

02 = INVALID WRITE-IN

1 2.70

01 02

| | | |
|--------------------|---|---|
| 2101 NW1 | 1 | 0 |
| 2102 NW2 | 2 | 0 |
| 2103 NW3,16,31,37 | 3 | 0 |
| 2104 NW4,8 | 1 | 0 |
| 2105 NW5,17 | 0 | 0 |
| 2106 NW6,44 | 0 | 0 |
| 2107 NW7 | 0 | 0 |
| 2109 NW9,22,46 | 2 | 0 |
| 2110 NW10 | 2 | 0 |
| 2111 NW11,20,47 | 0 | 0 |
| 2112 NW12 | 0 | 0 |
| 2113 NW13 | 3 | 0 |
| 2114 NW14 | 0 | 0 |
| 2115 NW15 | 1 | 0 |
| 2118 NW18,24,25,30 | 1 | 0 |
| 2119 NW19,21,33,35 | 7 | 1 |
| 2123 NW23,34 | 4 | 0 |
| 2126 NW26,43 | 0 | 0 |
| 2127 NW27,28 | 0 | 0 |
| 2129 NW29 | 0 | 0 |
| 2132 NW32 | 0 | 0 |
| 2136 NW36,42,50 | 0 | 0 |
| 2138 NW38,53 | 0 | 0 |
| 2139 NW39,51 | 0 | 0 |
| 2140 NW40 | 0 | 0 |
| 2141 NW41,48 | 8 | 0 |
| 2145 NW45 | 0 | 0 |
| 2149 NW49 | 1 | 0 |
| 2152 NW52 | 0 | 0 |

(CONSTITUTION)

WITH 29 OF 29 REPORTING

VOTES PERCENT

U.S. SENATE
(Vote for) 1
01 = FRED RYMAN

12 100.00

01

| | | |
|--------------------|---|---|
| 2101 NW1 | 1 | 0 |
| 2102 NW2 | 0 | 0 |
| 2103 NW3,16,31,37 | 0 | 0 |
| 2104 NW4,8 | 2 | 0 |
| 2105 NW5,17 | 0 | 0 |
| 2106 NW6,44 | 0 | 0 |
| 2107 NW7 | 0 | 0 |
| 2109 NW9,22,46 | 2 | 0 |
| 2110 NW10 | 0 | 0 |
| 2111 NW11,20,47 | 1 | 0 |
| 2112 NW12 | 0 | 0 |
| 2113 NW13 | 1 | 0 |
| 2114 NW14 | 0 | 0 |
| 2115 NW15 | 0 | 0 |
| 2118 NW18,24,25,30 | 1 | 0 |
| 2119 NW19,21,33,35 | 1 | 0 |
| 2123 NW23,34 | 0 | 0 |
| 2126 NW26,43 | 2 | 0 |
| 2127 NW27,28 | 0 | 0 |
| 2129 NW29 | 0 | 0 |
| 2132 NW32 | 0 | 0 |
| 2136 NW36,42,50 | 0 | 0 |
| 2138 NW38,53 | 0 | 0 |
| 2139 NW39,51 | 0 | 0 |
| 2140 NW40 | 0 | 0 |
| 2141 NW41,48 | 1 | 0 |
| 2145 NW45 | 0 | 0 |
| 2149 NW49 | 1 | 0 |
| 2152 NW52 | 0 | 0 |

(CONSTITUTION)

WITH 16 OF 16 REPORTING

VOTES PERCENT

U.S. REPRESENTATIVE DISTRICT 1
(Vote for) 1
01 = NO CANDIDATE FILED

0

01

| | | |
|--------------------|---|---|
| 2102 NW2 | 0 | 0 |
| 2104 NW4,8 | 0 | 0 |
| 2105 NW5,17 | 0 | 0 |
| 2106 NW6,44 | 0 | 0 |
| 2107 NW7 | 0 | 0 |
| 2109 NW9,22,46 | 0 | 0 |
| 2110 NW10 | 0 | 0 |
| 2115 NW15 | 0 | 0 |
| 2118 NW18,24,25,30 | 0 | 0 |
| 2123 NW23,34 | 0 | 0 |
| 2129 NW29 | 0 | 0 |
| 2136 NW36,42,50 | 0 | 0 |
| 2140 NW40 | 0 | 0 |
| 2141 NW41,48 | 0 | 0 |
| 2145 NW45 | 0 | 0 |
| 2152 NW52 | 0 | 0 |

(CONSTITUTION)

WITH 13 OF 13 REPORTING

VOTES PERCENT

U.S. REPRESENTATIVE DISTRICT 2
(Vote for) 1
01 = NO CANDIDATE FILED

0

01

| | | |
|--------------------|---|---|
| 2101 NW1 | 0 | 0 |
| 2103 NW3,16,31,37 | 0 | 0 |
| 2111 NW11,20,47 | 0 | 0 |
| 2112 NW12 | 0 | 0 |
| 2113 NW13 | 0 | 0 |
| 2114 NW14 | 0 | 0 |
| 2119 NW19,21,33,35 | 0 | 0 |
| 2126 NW26,43 | 0 | 0 |
| 2127 NW27,28 | 0 | 0 |

2132 NW32 0
 2138 NW38,53 0
 2139 NW39,51 0
 2149 NW49 0

(CONSTITUTION)

VOTES PERCENT WITH 29 OF 29 REPORTING

GOVERNOR
 (Vote for) 1
 01 = NO CANDIDATE FILED 0

 01

2101 NW1 0
 2102 NW2 0
 2103 NW3,16,31,37 0
 2104 NW4,8 0
 2105 NW5,17 0
 2106 NW6,44 0
 2107 NW7 0
 2109 NW9,22,46 0
 2110 NW10 0
 2111 NW11,20,47 0
 2112 NW12 0
 2113 NW13 0
 2114 NW14 0
 2115 NW15 0
 2118 NW18,24,25,30 0
 2119 NW19,21,33,35 0
 2123 NW23,34 0
 2126 NW26,43 0
 2127 NW27,28 0
 2129 NW29 0
 2132 NW32 0
 2136 NW36,42,50 0
 2138 NW38,53 0
 2139 NW39,51 0
 2140 NW40 0
 2141 NW41,48 0
 2145 NW45 0
 2149 NW49 0
 2152 NW52 0

(CONSTITUTION)

VOTES PERCENT WITH 29 OF 29 REPORTING

LIEUTENANT GOVERNOR
 (Vote for) 1
 01 = NO CANDIDATE FILED 0

 01

2101 NW1 0
 2102 NW2 0
 2103 NW3,16,31,37 0
 2104 NW4,8 0
 2105 NW5,17 0
 2106 NW6,44 0
 2107 NW7 0
 2109 NW9,22,46 0
 2110 NW10 0
 2111 NW11,20,47 0
 2112 NW12 0
 2113 NW13 0
 2114 NW14 0
 2115 NW15 0
 2118 NW18,24,25,30 0
 2119 NW19,21,33,35 0
 2123 NW23,34 0
 2126 NW26,43 0
 2127 NW27,28 0
 2129 NW29 0
 2132 NW32 0
 2136 NW36,42,50 0
 2138 NW38,53 0
 2139 NW39,51 0
 2140 NW40 0
 2141 NW41,48 0
 2145 NW45 0
 2149 NW49 0
 2152 NW52 0

(CONSTITUTION)

VOTES PERCENT WITH 29 OF 29 REPORTING

SECRETARY OF STATE
 (Vote for) 1
 01 = NO CANDIDATE FILED 0

 01

2101 NW1 0
 2102 NW2 0
 2103 NW3,16,31,37 0
 2104 NW4,8 0
 2105 NW5,17 0
 2106 NW6,44 0
 2107 NW7 0
 2109 NW9,22,46 0
 2110 NW10 0
 2111 NW11,20,47 0
 2112 NW12 0
 2113 NW13 0
 2114 NW14 0
 2115 NW15 0
 2118 NW18,24,25,30 0
 2119 NW19,21,33,35 0
 2123 NW23,34 0
 2126 NW26,43 0
 2127 NW27,28 0
 2129 NW29 0
 2132 NW32 0
 2136 NW36,42,50 0
 2138 NW38,53 0
 2139 NW39,51 0
 2140 NW40 0

2141 NW41,48 0
 2145 NW45 0
 2149 NW49 0
 2152 NW52 0

(CONSTITUTION)

VOTES PERCENT WITH 29 OF 29 REPORTING

STATE TREASURER
 (Vote for) 1
 01 = NO CANDIDATE FILED 0

 01

2101 NW1 0
 2102 NW2 0
 2103 NW3,16,31,37 0
 2104 NW4,8 0
 2105 NW5,17 0
 2106 NW6,44 0
 2107 NW7 0
 2109 NW9,22,46 0
 2110 NW10 0
 2111 NW11,20,47 0
 2112 NW12 0
 2113 NW13 0
 2114 NW14 0
 2115 NW15 0
 2118 NW18,24,25,30 0
 2119 NW19,21,33,35 0
 2123 NW23,34 0
 2126 NW26,43 0
 2127 NW27,28 0
 2129 NW29 0
 2132 NW32 0
 2136 NW36,42,50 0
 2138 NW38,53 0
 2139 NW39,51 0
 2140 NW40 0
 2141 NW41,48 0
 2145 NW45 0
 2149 NW49 0
 2152 NW52 0

(CONSTITUTION)

VOTES PERCENT WITH 29 OF 29 REPORTING

ATTORNEY GENERAL
 (Vote for) 1
 01 = NO CANDIDATE FILED 0

 01

2101 NW1 0
 2102 NW2 0
 2103 NW3,16,31,37 0
 2104 NW4,8 0
 2105 NW5,17 0
 2106 NW6,44 0
 2107 NW7 0
 2109 NW9,22,46 0
 2110 NW10 0
 2111 NW11,20,47 0
 2112 NW12 0
 2113 NW13 0
 2114 NW14 0
 2115 NW15 0
 2118 NW18,24,25,30 0
 2119 NW19,21,33,35 0
 2123 NW23,34 0
 2126 NW26,43 0
 2127 NW27,28 0
 2129 NW29 0
 2132 NW32 0
 2136 NW36,42,50 0
 2138 NW38,53 0
 2139 NW39,51 0
 2140 NW40 0
 2141 NW41,48 0
 2145 NW45 0
 2149 NW49 0
 2152 NW52 0

(CONSTITUTION)

VOTES PERCENT WITH 6 OF 6 REPORTING

STATE SENATOR DISTRICT 13
 (Vote for) 1
 01 = NO CANDIDATE FILED 0

 01

2102 NW2 0
 2104 NW4,8 0
 2107 NW7 0
 2110 NW10 0
 2115 NW15 0
 2145 NW45 0

(CONSTITUTION)

VOTES PERCENT WITH 9 OF 9 REPORTING

STATE REPRESENTATIVE DISTRICT 69
 (Vote for) 1
 01 = NO CANDIDATE FILED 0

 01

2102 NW2 0
 2104 NW4,8 0
 2107 NW7 0
 2109 NW9,22,46 0
 2110 NW10 0
 2115 NW15 0
 2123 NW23,34 0
 2140 NW40 0
 2145 NW45 0

```

=====
                (CONSTITUTION)
                VOTES PERCENT WITH 9 OF 9 REPORTING
STATE REPRESENTATIVE DISTRICT 70
  (Vote for ) 1
  01 = NO CANDIDATE FILED
                -----
                01
                -----
2106 NW6,44 0
2113 NW13 0
2118 NW18,24,25,30 0
2119 NW19,21,33,35 0
2132 NW32 0
2136 NW36,42,50 0
2138 NW38,53 0
2139 NW39,51 0
2141 NW41,48 0
=====

```

```

=====
                (CONSTITUTION)
                VOTES PERCENT WITH 9 OF 9 REPORTING
STATE REPRESENTATIVE DISTRICT 72
  (Vote for ) 1
  01 = NO CANDIDATE FILED
                -----
                01
                -----
2101 NW1 0
2103 NW3,16,31,37 0
2111 NW11,20,47 0
2112 NW12 0
2114 NW14 0
2126 NW26,43 0
2129 NW29 0
2149 NW49 0
2152 NW52 0
=====

```

```

=====
                (CONSTITUTION)
                VOTES PERCENT WITH 2 OF 2 REPORTING
STATE REPRESENTATIVE DISTRICT 73
  (Vote for ) 1
  01 = NO CANDIDATE FILED
                -----
                01
                -----
2105 NW5,17 0
2127 NW27,28 0
=====

```

```

=====
                (CONSTITUTION)
                VOTES PERCENT WITH 26 OF 26 REPORTING
COUNTY COUNCIL DISTRICT 2
  (Vote for ) 1
  01 = NO CANDIDATE FILED
                -----
                01
                -----
2101 NW1 0
2103 NW3,16,31,37 0
2105 NW5,17 0
2106 NW6,44 0
2107 NW7 0
2109 NW9,22,46 0
2111 NW11,20,47 0
2112 NW12 0
2113 NW13 0
2114 NW14 0
2115 NW15 0
2118 NW18,24,25,30 0
2119 NW19,21,33,35 0
2123 NW23,34 0
2126 NW26,43 0
2127 NW27,28 0
2129 NW29 0
2132 NW32 0
2136 NW36,42,50 0
2138 NW38,53 0
2139 NW39,51 0
2140 NW40 0
2141 NW41,48 0
2145 NW45 0
2149 NW49 0
2152 NW52 0
=====

```

```

=====
                (CONSTITUTION)
                VOTES PERCENT WITH 3 OF 3 REPORTING
COUNTY COUNCIL DISTRICT 4
  (Vote for ) 1
  01 = NO CANDIDATE FILED
                -----
                01
                -----
2102 NW2 0
2104 NW4,8 0
2110 NW10 0
=====

```

```

=====
                (CONSTITUTION)
                VOTES PERCENT WITH 29 OF 29 REPORTING
COMMITTEEMAN NORTHWEST TOWNSHIP
  (Vote for ) 1
  01 = NO CANDIDATE FILED
  02 = *SEE OFFICIAL WRITE-IN REPORT
                -----
                01 02
                -----
2101 NW1 0 0
2102 NW2 0 0
2103 NW3,16,31,37 0 0
2104 NW4,8 0 0
2105 NW5,17 0 0
2106 NW6,44 0 0
2107 NW7 0 0
=====

```

| | | | |
|------|---------------|---|---|
| 2109 | NW9,22,46 | 0 | 0 |
| 2110 | NW10 | 0 | 0 |
| 2111 | NW11,20,47 | 0 | 0 |
| 2112 | NW12 | 0 | 0 |
| 2113 | NW13 | 0 | 0 |
| 2114 | NW14 | 0 | 0 |
| 2115 | NW15 | 0 | 0 |
| 2118 | NW18,24,25,30 | 0 | 0 |
| 2119 | NW19,21,33,35 | 0 | 0 |
| 2123 | NW23,34 | 0 | 0 |
| 2126 | NW26,43 | 0 | 0 |
| 2127 | NW27,28 | 0 | 0 |
| 2129 | NW29 | 0 | 0 |
| 2132 | NW32 | 0 | 0 |
| 2136 | NW36,42,50 | 0 | 0 |
| 2138 | NW38,53 | 0 | 0 |
| 2139 | NW39,51 | 0 | 0 |
| 2140 | NW40 | 0 | 0 |
| 2141 | NW41,48 | 0 | 0 |
| 2145 | NW45 | 0 | 0 |
| 2149 | NW49 | 0 | 0 |
| 2152 | NW52 | 0 | 0 |

(CONSTITUTION)

WITH 29 OF 29 REPORTING

COMMITTEEWOMAN NORTHWEST TOWNSHIP

VOTES PERCENT

| | | | |
|------------------------------------|---------------|----|---|
| (Vote for) | 1 | | |
| 01 = NO CANDIDATE FILED | | 0 | |
| 02 = *SEE OFFICIAL WRITE-IN REPORT | | 0 | |
| | 01 | 02 | |
| 2101 | NW1 | 0 | 0 |
| 2102 | NW2 | 0 | 0 |
| 2103 | NW3,16,31,37 | 0 | 0 |
| 2104 | NW4,8 | 0 | 0 |
| 2105 | NW5,17 | 0 | 0 |
| 2106 | NW6,44 | 0 | 0 |
| 2107 | NW7 | 0 | 0 |
| 2109 | NW9,22,46 | 0 | 0 |
| 2110 | NW10 | 0 | 0 |
| 2111 | NW11,20,47 | 0 | 0 |
| 2112 | NW12 | 0 | 0 |
| 2113 | NW13 | 0 | 0 |
| 2114 | NW14 | 0 | 0 |
| 2115 | NW15 | 0 | 0 |
| 2118 | NW18,24,25,30 | 0 | 0 |
| 2119 | NW19,21,33,35 | 0 | 0 |
| 2123 | NW23,34 | 0 | 0 |
| 2126 | NW26,43 | 0 | 0 |
| 2127 | NW27,28 | 0 | 0 |
| 2129 | NW29 | 0 | 0 |
| 2132 | NW32 | 0 | 0 |
| 2136 | NW36,42,50 | 0 | 0 |
| 2138 | NW38,53 | 0 | 0 |
| 2139 | NW39,51 | 0 | 0 |
| 2140 | NW40 | 0 | 0 |
| 2141 | NW41,48 | 0 | 0 |
| 2145 | NW45 | 0 | 0 |
| 2149 | NW49 | 0 | 0 |
| 2152 | NW52 | 0 | 0 |

WE, THE BOARD OF ELECTION COMMISSIONERS OF ST. LOUIS COUNTY, MISSOURI, ACTING AS THE VERIFICATION BOARD PURSUANT TO SECTION 115.507,RSMo, HEREBY CERTIFY THE FOREGOING TO BE A TRUE AND CORRECT ABSTRACT OF VOTES CAST FOR THE CANDIDATES AND ISSUES AT THE PRIMARY ELECTION HELD IN ST. LOUIS COUNTY, MISSOURI, ON AUGUST 2, 2016. IN TESTIMONY WHEREOF, WE HAVE HEREUNTO SET OUR HAND AT OUR OFFICE IN MAPLEWOOD, ST. LOUIS COUNTY, MISSOURI, ON AUGUST 16, 2016.

Richard H. Kellett
RICHARD H. KELLETT, CHAIRMAN

John W. Maupin
JOHN W. MAUPIN, SECRETARY

Trudi McCollum Foushee
TRUDI MCCOLLUM FOUSHEE, COMMISSIONER

John P. King
JOHN P. KING, COMMISSIONER



RUN DATE:08/15/16 12:37 PM

| | | WITH 16 OF 16 PRECINCTS REPORTING | | | | | | | | TOTAL | PERCENT | | | |
|--------------------------------|--|-----------------------------------|---------|-----|---------------------------------|----|----|----|----------------------------------|-------|---------|---|-------|---------|
| | | TOTAL | PERCENT | | | | | | | | | | TOTAL | PERCENT |
| 01 = REGISTERED VOTERS - TOTAL | | 26,157 | | | | | | | | | | | 25 | .36 |
| 02 = BALLOTS CAST - TOTAL | | 6,992 | | | | | | | | | | | 3 | .04 |
| 03 = BALLOTS CAST - DEMOCRATIC | | 2,069 | 29.59 | | | | | | | | | 0 | | |
| 04 = BALLOTS CAST - REPUBLICAN | | 4,895 | 70.01 | | | | | | | | | 0 | 26.73 | |
| | | | | | 05 = BALLOTS CAST - LIBERTARIAN | | | | 06 = BALLOTS CAST - CONSTITUTION | | | | | |
| | | | | | 07 = BALLOTS CAST - NONPARTISAN | | | | 08 = VOTER TURNOUT - TOTAL | | | | | |
| | | 01 | 02 | 03 | 04 | 05 | 06 | 07 | 08 | | | | | |
| 2201 OAK1,6 | | 1295 | 316 | 113 | 202 | 1 | 0 | 0 | 24.40 | | | | | |
| 2202 OAK2,28 | | 1569 | 313 | 115 | 195 | 3 | 0 | 0 | 19.95 | | | | | |
| 2203 OAK3,14,23,29 | | 2070 | 551 | 181 | 365 | 4 | 1 | 0 | 26.62 | | | | | |
| 2204 OAK4,18,25 | | 933 | 272 | 71 | 198 | 2 | 1 | 0 | 29.15 | | | | | |
| 2205 OAK5 | | 1312 | 364 | 130 | 232 | 2 | 0 | 0 | 27.74 | | | | | |
| 2207 OAK7 | | 1297 | 404 | 110 | 292 | 2 | 0 | 0 | 31.15 | | | | | |
| 2208 OAK8,22 | | 1872 | 551 | 155 | 394 | 2 | 0 | 0 | 29.43 | | | | | |
| 2209 OAK9,24 | | 1746 | 493 | 137 | 356 | 0 | 0 | 0 | 28.24 | | | | | |
| 2210 OAK10,27 | | 1738 | 541 | 196 | 343 | 1 | 1 | 0 | 31.13 | | | | | |
| 2211 OAK11,16 | | 1511 | 361 | 129 | 229 | 3 | 0 | 0 | 23.89 | | | | | |
| 2212 OAK12 | | 978 | 236 | 78 | 157 | 1 | 0 | 0 | 24.13 | | | | | |
| 2213 OAK13 | | 1646 | 366 | 95 | 271 | 0 | 0 | 0 | 22.24 | | | | | |
| 2215 OAK15 | | 2318 | 639 | 125 | 514 | 0 | 0 | 0 | 27.57 | | | | | |
| 2217 OAK17,20 | | 1831 | 466 | 151 | 315 | 0 | 0 | 0 | 25.45 | | | | | |
| 2219 OAK19 | | 2167 | 561 | 128 | 431 | 2 | 0 | 0 | 25.89 | | | | | |
| 2221 OAK21,26 | | 1874 | 558 | 155 | 401 | 2 | 0 | 0 | 29.78 | | | | | |

| (DEMOCRATIC) | | VOTES PERCENT | | | | WITH 16 OF 16 REPORTING | | | | VOTES PERCENT | |
|------------------------------|--|---------------|------|-----|-------------------|-------------------------|--|--|-------|---------------|--|
| U.S. SENATE (Vote for) 1 | | | | | | | | | | | |
| 01 = CHIEF WANA DUBIE | | 122 | 6.20 | | 03 = JASON KANDER | | | | 1,556 | 79.07 | |
| 02 = CORI BUSH | | 190 | 9.65 | | 04 = ROBERT MACK | | | | 100 | 5.08 | |
| | | 01 | 02 | 03 | 04 | | | | | | |
| 2201 OAK1,6 | | 10 | 8 | 86 | 5 | | | | | | |
| 2202 OAK2,28 | | 9 | 14 | 77 | 4 | | | | | | |
| 2203 OAK3,14,23,29 | | 14 | 18 | 134 | 8 | | | | | | |
| 2204 OAK4,18,25 | | 5 | 8 | 53 | 4 | | | | | | |
| 2205 OAK5 | | 4 | 12 | 100 | 5 | | | | | | |
| 2207 OAK7 | | 5 | 8 | 90 | 3 | | | | | | |
| 2208 OAK8,22 | | 9 | 12 | 122 | 2 | | | | | | |
| 2209 OAK9,24 | | 10 | 10 | 98 | 7 | | | | | | |
| 2210 OAK10,27 | | 15 | 24 | 137 | 10 | | | | | | |
| 2211 OAK11,16 | | 6 | 13 | 101 | 3 | | | | | | |
| 2212 OAK12 | | 2 | 4 | 66 | 2 | | | | | | |
| 2213 OAK13 | | 6 | 7 | 74 | 5 | | | | | | |
| 2215 OAK15 | | 5 | 7 | 105 | 5 | | | | | | |
| 2217 OAK17,20 | | 8 | 10 | 108 | 15 | | | | | | |
| 2219 OAK19 | | 4 | 17 | 94 | 10 | | | | | | |
| 2221 OAK21,26 | | 10 | 18 | 111 | 12 | | | | | | |

| (DEMOCRATIC) | | VOTES PERCENT | | | | WITH 16 OF 16 REPORTING | | | | |
|---|--|---------------|--------|--|--|-------------------------|--|--|--|--|
| U.S. REPRESENTATIVE DISTRICT 2 (Vote for) 1 | | | | | | | | | | |
| 01 = BILL OTTO | | 1,823 | 100.00 | | | | | | | |
| | | 01 | | | | | | | | |
| 2201 OAK1,6 | | 98 | | | | | | | | |
| 2202 OAK2,28 | | 94 | | | | | | | | |
| 2203 OAK3,14,23,29 | | 160 | | | | | | | | |
| 2204 OAK4,18,25 | | 66 | | | | | | | | |
| 2205 OAK5 | | 121 | | | | | | | | |
| 2207 OAK7 | | 96 | | | | | | | | |
| 2208 OAK8,22 | | 140 | | | | | | | | |
| 2209 OAK9,24 | | 117 | | | | | | | | |
| 2210 OAK10,27 | | 173 | | | | | | | | |
| 2211 OAK11,16 | | 115 | | | | | | | | |
| 2212 OAK12 | | 68 | | | | | | | | |
| 2213 OAK13 | | 85 | | | | | | | | |
| 2215 OAK15 | | 109 | | | | | | | | |
| 2217 OAK17,20 | | 134 | | | | | | | | |
| 2219 OAK19 | | 112 | | | | | | | | |
| 2221 OAK21,26 | | 135 | | | | | | | | |

| (DEMOCRATIC) | | VOTES PERCENT | | | | WITH 16 OF 16 REPORTING | | | | VOTES PERCENT | |
|----------------------------------|--|---------------|-------|----|-------------------------|-------------------------|--|--|-----|---------------|--|
| GOVERNOR (Vote for) 1 | | | | | | | | | | | |
| 01 = LEONARD JOSEPH STEINMAN, II | | 59 | 2.92 | | 03 = ERIC MORRISON | | | | 100 | 4.95 | |
| 02 = CHRIS KOSTER | | 1,795 | 88.82 | | 04 = CHARLES B. WHEELER | | | | 67 | 3.32 | |
| | | 01 | 02 | 03 | 04 | | | | | | |
| 2201 OAK1,6 | | 4 | 102 | 4 | 2 | | | | | | |
| 2202 OAK2,28 | | 6 | 91 | 6 | 7 | | | | | | |
| 2203 OAK3,14,23,29 | | 6 | 154 | 12 | 7 | | | | | | |
| 2204 OAK4,18,25 | | 0 | 61 | 3 | 6 | | | | | | |
| 2205 OAK5 | | 4 | 118 | 3 | 5 | | | | | | |
| 2207 OAK7 | | 1 | 93 | 10 | 4 | | | | | | |
| 2208 OAK8,22 | | 3 | 134 | 9 | 3 | | | | | | |
| 2209 OAK9,24 | | 5 | 119 | 4 | 3 | | | | | | |
| 2210 OAK10,27 | | 3 | 169 | 13 | 5 | | | | | | |
| 2211 OAK11,16 | | 5 | 110 | 7 | 4 | | | | | | |
| 2212 OAK12 | | 1 | 69 | 2 | 2 | | | | | | |
| 2213 OAK13 | | 2 | 86 | 2 | 4 | | | | | | |
| 2215 OAK15 | | 4 | 109 | 5 | 4 | | | | | | |
| 2217 OAK17,20 | | 6 | 133 | 4 | 5 | | | | | | |
| 2219 OAK19 | | 6 | 106 | 9 | 3 | | | | | | |
| 2221 OAK21,26 | | 3 | 141 | 7 | 3 | | | | | | |

| (DEMOCRATIC) | | VOTES PERCENT | | | | WITH 16 OF 16 REPORTING | | | | VOTES PERCENT | |
|--------------------------------------|--|---------------|------|--|--|-------------------------|--|--|--|---------------|--|
| LIEUTENANT GOVERNOR (Vote for) 1 | | | | | | | | | | | |
| 01 = WINSTON APPLE | | 143 | 7.15 | | | | | | | | |

| 02 = RUSS CARNAHAN | | 1,739 | 86.95 | 03 = TOMMIE PIERSON, SR. | | 118 | 5.90 |
|--------------------|---------------|-------|-------|--------------------------|--|-----|------|
| | | 01 | 02 | | | 03 | |
| 2201 | OAK1,6 | 12 | 89 | | | 8 | |
| 2202 | OAK2,28 | 8 | 91 | | | 8 | |
| 2203 | OAK3,14,23,29 | 13 | 152 | | | 11 | |
| 2204 | OAK4,18,25 | 3 | 63 | | | 4 | |
| 2205 | OAK5 | 6 | 111 | | | 10 | |
| 2207 | OAK7 | 8 | 93 | | | 8 | |
| 2208 | OAK8,22 | 4 | 140 | | | 8 | |
| 2209 | OAK9,24 | 8 | 116 | | | 5 | |
| 2210 | OAK10,27 | 15 | 165 | | | 8 | |
| 2211 | OAK11,16 | 9 | 104 | | | 11 | |
| 2212 | OAK12 | 4 | 62 | | | 7 | |
| 2213 | OAK13 | 3 | 82 | | | 7 | |
| 2215 | OAK15 | 10 | 110 | | | 4 | |
| 2217 | OAK17,20 | 13 | 126 | | | 7 | |
| 2219 | OAK19 | 10 | 104 | | | 8 | |
| 2221 | OAK21,26 | 17 | 131 | | | 4 | |

| (DEMOCRATIC) | | VOTES PERCENT | | WITH 16 OF 16 REPORTING | | VOTES PERCENT | |
|-------------------------------------|---------------|---------------|-------|-------------------------|--|---------------|------|
| SECRETARY OF STATE (Vote for) 1 | | | | | | | |
| 01 = BILL CLINTON YOUNG | | 358 | 18.41 | | | | |
| 02 = ROBIN SMITH | | 1,494 | 76.81 | 03 = MD RABBI ALAM | | 93 | 4.78 |
| | | 01 | 02 | | | 03 | |
| 2201 | OAK1,6 | 20 | 81 | | | 5 | |
| 2202 | OAK2,28 | 21 | 73 | | | 7 | |
| 2203 | OAK3,14,23,29 | 32 | 133 | | | 7 | |
| 2204 | OAK4,18,25 | 14 | 52 | | | 4 | |
| 2205 | OAK5 | 30 | 91 | | | 3 | |
| 2207 | OAK7 | 22 | 77 | | | 5 | |
| 2208 | OAK8,22 | 17 | 125 | | | 6 | |
| 2209 | OAK9,24 | 21 | 95 | | | 7 | |
| 2210 | OAK10,27 | 29 | 143 | | | 11 | |
| 2211 | OAK11,16 | 26 | 93 | | | 4 | |
| 2212 | OAK12 | 15 | 56 | | | 3 | |
| 2213 | OAK13 | 17 | 75 | | | 2 | |
| 2215 | OAK15 | 12 | 97 | | | 7 | |
| 2217 | OAK17,20 | 28 | 110 | | | 5 | |
| 2219 | OAK19 | 23 | 85 | | | 10 | |
| 2221 | OAK21,26 | 31 | 108 | | | 7 | |

| (DEMOCRATIC) | | VOTES PERCENT | | WITH 16 OF 16 REPORTING | |
|----------------------------------|---------------|---------------|-------|-------------------------|--|
| STATE TREASURER (Vote for) 1 | | | | | |
| 01 = PAT CONTRERAS | | 972 | 51.46 | | |
| 02 = JUDY BAKER | | 917 | 48.54 | | |
| | | 01 | 02 | | |
| 2201 | OAK1,6 | 52 | 50 | | |
| 2202 | OAK2,28 | 58 | 40 | | |
| 2203 | OAK3,14,23,29 | 93 | 70 | | |
| 2204 | OAK4,18,25 | 31 | 33 | | |
| 2205 | OAK5 | 61 | 57 | | |
| 2207 | OAK7 | 44 | 58 | | |
| 2208 | OAK8,22 | 69 | 75 | | |
| 2209 | OAK9,24 | 67 | 50 | | |
| 2210 | OAK10,27 | 95 | 90 | | |
| 2211 | OAK11,16 | 67 | 54 | | |
| 2212 | OAK12 | 32 | 39 | | |
| 2213 | OAK13 | 39 | 51 | | |
| 2215 | OAK15 | 57 | 58 | | |
| 2217 | OAK17,20 | 72 | 65 | | |
| 2219 | OAK19 | 59 | 62 | | |
| 2221 | OAK21,26 | 76 | 65 | | |

| (DEMOCRATIC) | | VOTES PERCENT | | WITH 16 OF 16 REPORTING | |
|-----------------------------------|---------------|---------------|-------|-------------------------|--|
| ATTORNEY GENERAL (Vote for) 1 | | | | | |
| 01 = JAKE ZIMMERMAN | | 1,322 | 66.17 | | |
| 02 = TERESA HENSLEY | | 676 | 33.83 | | |
| | | 01 | 02 | | |
| 2201 | OAK1,6 | 77 | 32 | | |
| 2202 | OAK2,28 | 72 | 36 | | |
| 2203 | OAK3,14,23,29 | 116 | 59 | | |
| 2204 | OAK4,18,25 | 49 | 20 | | |
| 2205 | OAK5 | 91 | 36 | | |
| 2207 | OAK7 | 71 | 34 | | |
| 2208 | OAK8,22 | 88 | 62 | | |
| 2209 | OAK9,24 | 95 | 35 | | |
| 2210 | OAK10,27 | 108 | 84 | | |
| 2211 | OAK11,16 | 77 | 49 | | |
| 2212 | OAK12 | 40 | 34 | | |
| 2213 | OAK13 | 68 | 26 | | |
| 2215 | OAK15 | 86 | 36 | | |
| 2217 | OAK17,20 | 95 | 50 | | |
| 2219 | OAK19 | 84 | 39 | | |
| 2221 | OAK21,26 | 105 | 44 | | |

| (DEMOCRATIC) | | VOTES PERCENT | | WITH 16 OF 16 REPORTING | |
|---|---------------|---------------|--------|-------------------------|--|
| STATE SENATOR DISTRICT 1 (Vote for) 1 | | | | | |
| 01 = SCOTT SIFTON | | 1,841 | 100.00 | | |
| | | 01 | | | |
| 2201 | OAK1,6 | 103 | | | |
| 2202 | OAK2,28 | 98 | | | |
| 2203 | OAK3,14,23,29 | 162 | | | |
| 2204 | OAK4,18,25 | 67 | | | |
| 2205 | OAK5 | 119 | | | |
| 2207 | OAK7 | 98 | | | |

| | | |
|------|----------|-----|
| 2208 | OAK8,22 | 144 |
| 2209 | OAK9,24 | 122 |
| 2210 | OAK10,27 | 165 |
| 2211 | OAK11,16 | 110 |
| 2212 | OAK12 | 65 |
| 2213 | OAK13 | 88 |
| 2215 | OAK15 | 112 |
| 2217 | OAK17,20 | 131 |
| 2219 | OAK19 | 115 |
| 2221 | OAK21,26 | 142 |

(DEMOCRATIC)

VOTES PERCENT WITH 4 OF 4 REPORTING

STATE REPRESENTATIVE DISTRICT 94
(Vote for) 1

446 100.00

01 = VICKI LORENZ ENGLUND

01

| | | |
|------|----------|-----|
| 2201 | OAK1,6 | 107 |
| 2202 | OAK2,28 | 99 |
| 2210 | OAK10,27 | 170 |
| 2212 | OAK12 | 70 |

(DEMOCRATIC)

VOTES PERCENT WITH 12 OF 12 REPORTING

STATE REPRESENTATIVE DISTRICT 95
(Vote for) 1

1,328 100.00

01 = GLENN KOENEN

01

| | | |
|------|---------------|-----|
| 2203 | OAK3,14,23,29 | 157 |
| 2204 | OAK4,18,25 | 67 |
| 2205 | OAK5 | 115 |
| 2207 | OAK7 | 93 |
| 2208 | OAK8,22 | 135 |
| 2209 | OAK9,24 | 111 |
| 2211 | OAK11,16 | 106 |
| 2213 | OAK13 | 79 |
| 2215 | OAK15 | 105 |
| 2217 | OAK17,20 | 122 |
| 2219 | OAK19 | 107 |
| 2221 | OAK21,26 | 131 |

(DEMOCRATIC)

VOTES PERCENT WITH 16 OF 16 REPORTING

COUNTY COUNCIL DISTRICT 6
(Vote for) 1

1,869 100.00

01 = PATRICIA (PAT) YAEGER

01

| | | |
|------|---------------|-----|
| 2201 | OAK1,6 | 102 |
| 2202 | OAK2,28 | 100 |
| 2203 | OAK3,14,23,29 | 160 |
| 2204 | OAK4,18,25 | 67 |
| 2205 | OAK5 | 121 |
| 2207 | OAK7 | 100 |
| 2208 | OAK8,22 | 143 |
| 2209 | OAK9,24 | 118 |
| 2210 | OAK10,27 | 175 |
| 2211 | OAK11,16 | 116 |
| 2212 | OAK12 | 70 |
| 2213 | OAK13 | 90 |
| 2215 | OAK15 | 116 |
| 2217 | OAK17,20 | 137 |
| 2219 | OAK19 | 112 |
| 2221 | OAK21,26 | 142 |

(DEMOCRATIC)

VOTES PERCENT WITH 16 OF 16 REPORTING

COMMITTEEMAN OAKVILLE TOWNSHIP
(Vote for) 1

1,804 99.45
10 .55

01 = BOB FORD
02 = INVALID WRITE-IN

01 02

| | | | |
|------|---------------|-----|---|
| 2201 | OAK1,6 | 101 | 0 |
| 2202 | OAK2,28 | 99 | 0 |
| 2203 | OAK3,14,23,29 | 157 | 0 |
| 2204 | OAK4,18,25 | 64 | 0 |
| 2205 | OAK5 | 115 | 1 |
| 2207 | OAK7 | 98 | 1 |
| 2208 | OAK8,22 | 139 | 2 |
| 2209 | OAK9,24 | 119 | 0 |
| 2210 | OAK10,27 | 167 | 2 |
| 2211 | OAK11,16 | 110 | 0 |
| 2212 | OAK12 | 70 | 0 |
| 2213 | OAK13 | 88 | 0 |
| 2215 | OAK15 | 105 | 1 |
| 2217 | OAK17,20 | 130 | 1 |
| 2219 | OAK19 | 108 | 2 |
| 2221 | OAK21,26 | 134 | 0 |

(DEMOCRATIC)

VOTES PERCENT WITH 16 OF 16 REPORTING

COMMITTEEWOMAN OAKVILLE TOWNSHIP
(Vote for) 1

1,889 99.84
3 .16

01 = JOAN BARRY
02 = INVALID WRITE-IN

01 02

| | | | |
|------|---------------|-----|---|
| 2201 | OAK1,6 | 105 | 0 |
| 2202 | OAK2,28 | 104 | 0 |
| 2203 | OAK3,14,23,29 | 162 | 0 |
| 2204 | OAK4,18,25 | 66 | 0 |
| 2205 | OAK5 | 118 | 0 |
| 2207 | OAK7 | 101 | 0 |
| 2208 | OAK8,22 | 145 | 1 |

| | | | |
|------|----------|-----|---|
| 2209 | OAK9,24 | 122 | 0 |
| 2210 | OAK10,27 | 178 | 0 |
| 2211 | OAK11,16 | 119 | 0 |
| 2212 | OAK12 | 72 | 0 |
| 2213 | OAK13 | 89 | 0 |
| 2215 | OAK15 | 117 | 0 |
| 2217 | OAK17,20 | 137 | 1 |
| 2219 | OAK19 | 115 | 0 |
| 2221 | OAK21,26 | 139 | 1 |

(REPUBLICAN)

VOTES PERCENT

WITH 16 OF 16 REPORTING

VOTES PERCENT

U.S. SENATE

(Vote for) 1
 01 = ROY BLUNT
 02 = KRISTI NICHOLS

3,719 78.13
 736 15.46

03 = BERNIE MOWINSKI
 04 = RYAN D. LUETHY

124 2.61
 181 3.80

01 02 03 04

| | | | | | |
|------|---------------|-----|----|----|----|
| 2201 | OAK1,6 | 145 | 37 | 4 | 11 |
| 2202 | OAK2,28 | 140 | 32 | 5 | 10 |
| 2203 | OAK3,14,23,29 | 277 | 62 | 8 | 9 |
| 2204 | OAK4,18,25 | 152 | 31 | 5 | 7 |
| 2205 | OAK5 | 184 | 28 | 3 | 12 |
| 2207 | OAK7 | 217 | 47 | 8 | 11 |
| 2208 | OAK8,22 | 305 | 54 | 13 | 12 |
| 2209 | OAK9,24 | 277 | 47 | 7 | 14 |
| 2210 | OAK10,27 | 265 | 43 | 12 | 6 |
| 2211 | OAK11,16 | 182 | 30 | 6 | 9 |
| 2212 | OAK12 | 119 | 21 | 8 | 6 |
| 2213 | OAK13 | 198 | 51 | 6 | 13 |
| 2215 | OAK15 | 401 | 74 | 8 | 12 |
| 2217 | OAK17,20 | 232 | 54 | 8 | 13 |
| 2219 | OAK19 | 309 | 70 | 15 | 25 |
| 2221 | OAK21,26 | 316 | 55 | 8 | 11 |

(REPUBLICAN)

VOTES PERCENT

WITH 16 OF 16 REPORTING

U.S. REPRESENTATIVE DISTRICT 2

(Vote for) 1
 01 = ANN WAGNER
 02 = GREG SEARS

4,076 85.59
 686 14.41

01 02

| | | | |
|------|---------------|-----|----|
| 2201 | OAK1,6 | 164 | 34 |
| 2202 | OAK2,28 | 161 | 28 |
| 2203 | OAK3,14,23,29 | 306 | 51 |
| 2204 | OAK4,18,25 | 151 | 43 |
| 2205 | OAK5 | 187 | 39 |
| 2207 | OAK7 | 250 | 38 |
| 2208 | OAK8,22 | 330 | 53 |
| 2209 | OAK9,24 | 304 | 36 |
| 2210 | OAK10,27 | 299 | 34 |
| 2211 | OAK11,16 | 194 | 28 |
| 2212 | OAK12 | 127 | 26 |
| 2213 | OAK13 | 234 | 33 |
| 2215 | OAK15 | 438 | 63 |
| 2217 | OAK17,20 | 254 | 50 |
| 2219 | OAK19 | 354 | 68 |
| 2221 | OAK21,26 | 323 | 62 |

(REPUBLICAN)

VOTES PERCENT

WITH 16 OF 16 REPORTING

VOTES PERCENT

GOVERNOR

(Vote for) 1
 01 = CATHERINE HANAWAY
 02 = ERIC GREITENS

1,387 28.45
 1,584 32.49

03 = JOHN BRUNNER
 04 = PETER D. KINDER

1,038 21.29
 867 17.78

01 02 03 04

| | | | | | |
|------|---------------|-----|-----|-----|----|
| 2201 | OAK1,6 | 65 | 56 | 48 | 31 |
| 2202 | OAK2,28 | 45 | 81 | 42 | 27 |
| 2203 | OAK3,14,23,29 | 106 | 117 | 81 | 61 |
| 2204 | OAK4,18,25 | 59 | 63 | 50 | 26 |
| 2205 | OAK5 | 74 | 64 | 54 | 40 |
| 2207 | OAK7 | 72 | 120 | 53 | 46 |
| 2208 | OAK8,22 | 128 | 126 | 77 | 61 |
| 2209 | OAK9,24 | 88 | 119 | 76 | 69 |
| 2210 | OAK10,27 | 108 | 97 | 65 | 70 |
| 2211 | OAK11,16 | 68 | 64 | 55 | 42 |
| 2212 | OAK12 | 40 | 63 | 23 | 31 |
| 2213 | OAK13 | 75 | 82 | 61 | 51 |
| 2215 | OAK15 | 166 | 138 | 110 | 97 |
| 2217 | OAK17,20 | 93 | 97 | 58 | 67 |
| 2219 | OAK19 | 101 | 166 | 84 | 79 |
| 2221 | OAK21,26 | 99 | 131 | 101 | 69 |

(REPUBLICAN)

VOTES PERCENT

WITH 16 OF 16 REPORTING

VOTES PERCENT

LIEUTENANT GOVERNOR

(Vote for) 1
 01 = ARNIE C. AC DIENOFF
 02 = BEV RANGLES

284 6.19
 2,104 45.89

03 = MIKE PARSON

2,197 47.92

01 02 03

| | | | | |
|------|---------------|----|-----|-----|
| 2201 | OAK1,6 | 15 | 95 | 81 |
| 2202 | OAK2,28 | 14 | 77 | 89 |
| 2203 | OAK3,14,23,29 | 23 | 140 | 171 |
| 2204 | OAK4,18,25 | 11 | 96 | 81 |
| 2205 | OAK5 | 16 | 93 | 108 |
| 2207 | OAK7 | 26 | 136 | 112 |
| 2208 | OAK8,22 | 22 | 152 | 192 |
| 2209 | OAK9,24 | 18 | 154 | 164 |
| 2210 | OAK10,27 | 21 | 152 | 147 |
| 2211 | OAK11,16 | 11 | 106 | 106 |
| 2212 | OAK12 | 9 | 59 | 84 |
| 2213 | OAK13 | 16 | 105 | 134 |
| 2215 | OAK15 | 23 | 222 | 230 |
| 2217 | OAK17,20 | 20 | 124 | 149 |
| 2219 | OAK19 | 16 | 215 | 172 |
| 2221 | OAK21,26 | 23 | 178 | 177 |

| (REPUBLICAN) | | VOTES | PERCENT | WITH 16 OF 16 | REPORTING | VOTES | PERCENT |
|--|---------------|-------|---------|---------------|-----------|-------|---------|
| SECRETARY OF STATE (Vote for) 1 01 = WILL KRAUS 02 = JOHN (JAY) ASHCROFT | | 1,504 | 32.05 | | | | |
| | | 3,038 | 64.75 | 03 = ROI | CHINN | 150 | 3.20 |
| | 01 | 02 | 03 | | | | |
| 2201 | OAK1,6 | 76 | 116 | 5 | | | |
| 2202 | OAK2,28 | 73 | 110 | 2 | | | |
| 2203 | OAK3,14,23,29 | 111 | 218 | 15 | | | |
| 2204 | OAK4,18,25 | 65 | 121 | 9 | | | |
| 2205 | OAK5 | 65 | 144 | 9 | | | |
| 2207 | OAK7 | 95 | 175 | 9 | | | |
| 2208 | OAK8,22 | 127 | 248 | 11 | | | |
| 2209 | OAK9,24 | 99 | 228 | 14 | | | |
| 2210 | OAK10,27 | 102 | 212 | 10 | | | |
| 2211 | OAK11,16 | 65 | 150 | 10 | | | |
| 2212 | OAK12 | 50 | 96 | 3 | | | |
| 2213 | OAK13 | 86 | 160 | 10 | | | |
| 2215 | OAK15 | 152 | 320 | 14 | | | |
| 2217 | OAK17,20 | 90 | 204 | 8 | | | |
| 2219 | OAK19 | 125 | 284 | 9 | | | |
| 2221 | OAK21,26 | 123 | 252 | 12 | | | |

| (REPUBLICAN) | | VOTES | PERCENT | WITH 16 OF 16 | REPORTING | VOTES | PERCENT |
|---|---------------|-------|---------|---------------|-----------|-------|---------|
| STATE TREASURER (Vote for) 1 01 = ERIC SCHMITT | | 4,283 | 100.00 | | | | |
| | 01 | | | | | | |
| 2201 | OAK1,6 | 166 | | | | | |
| 2202 | OAK2,28 | 172 | | | | | |
| 2203 | OAK3,14,23,29 | 321 | | | | | |
| 2204 | OAK4,18,25 | 169 | | | | | |
| 2205 | OAK5 | 196 | | | | | |
| 2207 | OAK7 | 262 | | | | | |
| 2208 | OAK8,22 | 358 | | | | | |
| 2209 | OAK9,24 | 306 | | | | | |
| 2210 | OAK10,27 | 293 | | | | | |
| 2211 | OAK11,16 | 207 | | | | | |
| 2212 | OAK12 | 141 | | | | | |
| 2213 | OAK13 | 229 | | | | | |
| 2215 | OAK15 | 451 | | | | | |
| 2217 | OAK17,20 | 279 | | | | | |
| 2219 | OAK19 | 376 | | | | | |
| 2221 | OAK21,26 | 357 | | | | | |

| (REPUBLICAN) | | VOTES | PERCENT | WITH 16 OF 16 | REPORTING | VOTES | PERCENT |
|---|---------------|-------|---------|---------------|-----------|-------|---------|
| ATTORNEY GENERAL (Vote for) 1 01 = JOSH HAWLEY 02 = KURT SCHAEFER | | 3,431 | 73.12 | | | | |
| | | 1,261 | 26.88 | | | | |
| | 01 | 02 | | | | | |
| 2201 | OAK1,6 | 144 | 54 | | | | |
| 2202 | OAK2,28 | 138 | 48 | | | | |
| 2203 | OAK3,14,23,29 | 255 | 90 | | | | |
| 2204 | OAK4,18,25 | 144 | 49 | | | | |
| 2205 | OAK5 | 164 | 54 | | | | |
| 2207 | OAK7 | 204 | 73 | | | | |
| 2208 | OAK8,22 | 277 | 97 | | | | |
| 2209 | OAK9,24 | 250 | 90 | | | | |
| 2210 | OAK10,27 | 224 | 94 | | | | |
| 2211 | OAK11,16 | 163 | 62 | | | | |
| 2212 | OAK12 | 119 | 33 | | | | |
| 2213 | OAK13 | 200 | 66 | | | | |
| 2215 | OAK15 | 360 | 130 | | | | |
| 2217 | OAK17,20 | 210 | 96 | | | | |
| 2219 | OAK19 | 286 | 129 | | | | |
| 2221 | OAK21,26 | 293 | 96 | | | | |

| (REPUBLICAN) | | VOTES | PERCENT | WITH 16 OF 16 | REPORTING | VOTES | PERCENT |
|---|---------------|-------|---------|---------------|-----------|-------|---------|
| STATE SENATOR DISTRICT 1 (Vote for) 1 01 = RANDY JOTTE | | 4,221 | 100.00 | | | | |
| | 01 | | | | | | |
| 2201 | OAK1,6 | 162 | | | | | |
| 2202 | OAK2,28 | 165 | | | | | |
| 2203 | OAK3,14,23,29 | 307 | | | | | |
| 2204 | OAK4,18,25 | 170 | | | | | |
| 2205 | OAK5 | 189 | | | | | |
| 2207 | OAK7 | 263 | | | | | |
| 2208 | OAK8,22 | 345 | | | | | |
| 2209 | OAK9,24 | 306 | | | | | |
| 2210 | OAK10,27 | 287 | | | | | |
| 2211 | OAK11,16 | 206 | | | | | |
| 2212 | OAK12 | 142 | | | | | |
| 2213 | OAK13 | 228 | | | | | |
| 2215 | OAK15 | 450 | | | | | |
| 2217 | OAK17,20 | 278 | | | | | |
| 2219 | OAK19 | 374 | | | | | |
| 2221 | OAK21,26 | 349 | | | | | |

| (REPUBLICAN) | | VOTES | PERCENT | WITH 4 OF 4 | REPORTING | VOTES | PERCENT |
|--|--------|-------|---------|-------------|-----------|-------|---------|
| STATE REPRESENTATIVE DISTRICT 94 (Vote for) 1 01 = CLORIA BROWN | | 789 | 100.00 | | | | |
| | 01 | | | | | | |
| 2201 | OAK1,6 | 174 | | | | | |

2202 OAK2,28 176
 2210 OAK10,27 299
 2212 OAK12 140

(REPUBLICAN)

WITH 12 OF 12 REPORTING

STATE REPRESENTATIVE DISTRICT 95
 (Vote for) 1
 01 = MARSHA HAEFNER

VOTES PERCENT
 3,630 100.00

 01

2203 OAK3,14,23,29 327
 2204 OAK4,18,25 173
 2205 OAK5 202
 2207 OAK7 270
 2208 OAK8,22 360
 2209 OAK9,24 322
 2211 OAK11,16 204
 2213 OAK13 246
 2215 OAK15 468
 2217 OAK17,20 286
 2219 OAK19 400
 2221 OAK21,26 372

(REPUBLICAN)

WITH 16 OF 16 REPORTING

COUNTY COUNCIL DISTRICT 6
 (Vote for) 1
 01 = ERNIE TRAKAS

VOTES PERCENT
 4,117 100.00

 01

2201 OAK1,6 162
 2202 OAK2,28 158
 2203 OAK3,14,23,29 307
 2204 OAK4,18,25 166
 2205 OAK5 181
 2207 OAK7 261
 2208 OAK8,22 336
 2209 OAK9,24 299
 2210 OAK10,27 274
 2211 OAK11,16 198
 2212 OAK12 137
 2213 OAK13 224
 2215 OAK15 437
 2217 OAK17,20 270
 2219 OAK19 361
 2221 OAK21,26 346

(REPUBLICAN)

WITH 16 OF 16 REPORTING

COMMITTEEMAN OAKVILLE TOWNSHIP
 (Vote for) 1
 01 = KURT D. WITZEL
 02 = INVALID WRITE-IN

VOTES PERCENT
 4,109 98.66
 56 1.34

 01 02

2201 OAK1,6 167 2
 2202 OAK2,28 156 1
 2203 OAK3,14,23,29 304 6
 2204 OAK4,18,25 165 4
 2205 OAK5 186 1
 2207 OAK7 253 3
 2208 OAK8,22 336 4
 2209 OAK9,24 311 0
 2210 OAK10,27 278 3
 2211 OAK11,16 192 3
 2212 OAK12 132 3
 2213 OAK13 223 5
 2215 OAK15 426 8
 2217 OAK17,20 270 1
 2219 OAK19 361 9
 2221 OAK21,26 349 3

(REPUBLICAN)

WITH 16 OF 16 REPORTING

COMMITTEEWOMAN OAKVILLE TOWNSHIP
 (Vote for) 1
 01 = CELESTE T. WITZEL
 02 = INVALID WRITE-IN

VOTES PERCENT
 4,020 98.80
 49 1.20

 01 02

2201 OAK1,6 161 2
 2202 OAK2,28 157 1
 2203 OAK3,14,23,29 301 3
 2204 OAK4,18,25 155 4
 2205 OAK5 181 1
 2207 OAK7 249 1
 2208 OAK8,22 331 2
 2209 OAK9,24 293 3
 2210 OAK10,27 270 4
 2211 OAK11,16 195 2
 2212 OAK12 126 5
 2213 OAK13 218 3
 2215 OAK15 417 7
 2217 OAK17,20 266 1
 2219 OAK19 357 8
 2221 OAK21,26 343 2

(LIBERTARIAN)

WITH 16 OF 16 REPORTING

U.S. SENATE
 (Vote for) 1
 01 = JONATHAN DINE
 02 = HERSCHEL L. YOUNG

VOTES PERCENT
 15 60.00
 10 40.00

 01 02

2201 OAK1,6 0 1

| | | | |
|------|---------------|---|---|
| 2202 | OAK2,28 | 3 | 0 |
| 2203 | OAK3,14,23,29 | 3 | 1 |
| 2204 | OAK4,18,25 | 0 | 2 |
| 2205 | OAK5 | 1 | 1 |
| 2207 | OAK7 | 2 | 0 |
| 2208 | OAK8,22 | 2 | 0 |
| 2209 | OAK9,24 | 0 | 0 |
| 2210 | OAK10,27 | 0 | 1 |
| 2211 | OAK11,16 | 1 | 2 |
| 2212 | OAK12 | 1 | 0 |
| 2213 | OAK13 | 0 | 0 |
| 2215 | OAK15 | 0 | 0 |
| 2217 | OAK17,20 | 0 | 0 |
| 2219 | OAK19 | 1 | 1 |
| 2221 | OAK21,26 | 1 | 1 |

(LIBERTARIAN)

WITH 16 OF 16 REPORTING

U.S. REPRESENTATIVE DISTRICT 2
(Vote for) 1

VOTES PERCENT
22 100.00

01 = JIM HIGGINS

01

| | | | |
|------|---------------|---|--|
| 2201 | OAK1,6 | 1 | |
| 2202 | OAK2,28 | 2 | |
| 2203 | OAK3,14,23,29 | 4 | |
| 2204 | OAK4,18,25 | 2 | |
| 2205 | OAK5 | 2 | |
| 2207 | OAK7 | 2 | |
| 2208 | OAK8,22 | 1 | |
| 2209 | OAK9,24 | 0 | |
| 2210 | OAK10,27 | 0 | |
| 2211 | OAK11,16 | 3 | |
| 2212 | OAK12 | 1 | |
| 2213 | OAK13 | 0 | |
| 2215 | OAK15 | 0 | |
| 2217 | OAK17,20 | 0 | |
| 2219 | OAK19 | 2 | |
| 2221 | OAK21,26 | 2 | |

(LIBERTARIAN)

WITH 16 OF 16 REPORTING

GOVERNOR
(Vote for) 1

VOTES PERCENT
20 100.00

01 = CISSE W. SPRAGINS

01

| | | | |
|------|---------------|---|--|
| 2201 | OAK1,6 | 1 | |
| 2202 | OAK2,28 | 2 | |
| 2203 | OAK3,14,23,29 | 4 | |
| 2204 | OAK4,18,25 | 2 | |
| 2205 | OAK5 | 2 | |
| 2207 | OAK7 | 2 | |
| 2208 | OAK8,22 | 0 | |
| 2209 | OAK9,24 | 0 | |
| 2210 | OAK10,27 | 0 | |
| 2211 | OAK11,16 | 3 | |
| 2212 | OAK12 | 1 | |
| 2213 | OAK13 | 0 | |
| 2215 | OAK15 | 0 | |
| 2217 | OAK17,20 | 0 | |
| 2219 | OAK19 | 1 | |
| 2221 | OAK21,26 | 2 | |

(LIBERTARIAN)

WITH 16 OF 16 REPORTING

LIEUTENANT GOVERNOR
(Vote for) 1

VOTES PERCENT
23 100.00

01 = STEVEN R. HEDRICK

01

| | | | |
|------|---------------|---|--|
| 2201 | OAK1,6 | 1 | |
| 2202 | OAK2,28 | 3 | |
| 2203 | OAK3,14,23,29 | 4 | |
| 2204 | OAK4,18,25 | 2 | |
| 2205 | OAK5 | 2 | |
| 2207 | OAK7 | 2 | |
| 2208 | OAK8,22 | 1 | |
| 2209 | OAK9,24 | 0 | |
| 2210 | OAK10,27 | 1 | |
| 2211 | OAK11,16 | 3 | |
| 2212 | OAK12 | 1 | |
| 2213 | OAK13 | 0 | |
| 2215 | OAK15 | 0 | |
| 2217 | OAK17,20 | 0 | |
| 2219 | OAK19 | 1 | |
| 2221 | OAK21,26 | 2 | |

(LIBERTARIAN)

WITH 16 OF 16 REPORTING

SECRETARY OF STATE
(Vote for) 1

VOTES PERCENT
20 100.00

01 = CHRIS MORRILL

01

| | | | |
|------|---------------|---|--|
| 2201 | OAK1,6 | 1 | |
| 2202 | OAK2,28 | 2 | |
| 2203 | OAK3,14,23,29 | 4 | |
| 2204 | OAK4,18,25 | 2 | |
| 2205 | OAK5 | 2 | |
| 2207 | OAK7 | 2 | |
| 2208 | OAK8,22 | 0 | |
| 2209 | OAK9,24 | 0 | |
| 2210 | OAK10,27 | 0 | |
| 2211 | OAK11,16 | 3 | |
| 2212 | OAK12 | 1 | |
| 2213 | OAK13 | 0 | |
| 2215 | OAK15 | 0 | |
| 2217 | OAK17,20 | 0 | |

2219 OAK19 1
2221 OAK21,26 2

(LIBERTARIAN)

VOTES PERCENT WITH 16 OF 16 REPORTING

STATE TREASURER
(Vote for) 1
01 = SEAN O'TOOLE

22 100.00

01

2201 OAK1,6 1
2202 OAK2,28 2
2203 OAK3,14,23,29 4
2204 OAK4,18,25 2
2205 OAK5 2
2207 OAK7 2
2208 OAK8,22 1
2209 OAK9,24 0
2210 OAK10,27 0
2211 OAK11,16 3
2212 OAK12 1
2213 OAK13 0
2215 OAK15 0
2217 OAK17,20 0
2219 OAK19 2
2221 OAK21,26 2

(LIBERTARIAN)

VOTES PERCENT WITH 16 OF 16 REPORTING

ATTORNEY GENERAL
(Vote for) 1
01 = NO CANDIDATE FILED

0

01

2201 OAK1,6 0
2202 OAK2,28 0
2203 OAK3,14,23,29 0
2204 OAK4,18,25 0
2205 OAK5 0
2207 OAK7 0
2208 OAK8,22 0
2209 OAK9,24 0
2210 OAK10,27 0
2211 OAK11,16 0
2212 OAK12 0
2213 OAK13 0
2215 OAK15 0
2217 OAK17,20 0
2219 OAK19 0
2221 OAK21,26 0

(LIBERTARIAN)

VOTES PERCENT WITH 16 OF 16 REPORTING

STATE SENATOR DISTRICT 1
(Vote for) 1
01 = NO CANDIDATE FILED

0

01

2201 OAK1,6 0
2202 OAK2,28 0
2203 OAK3,14,23,29 0
2204 OAK4,18,25 0
2205 OAK5 0
2207 OAK7 0
2208 OAK8,22 0
2209 OAK9,24 0
2210 OAK10,27 0
2211 OAK11,16 0
2212 OAK12 0
2213 OAK13 0
2215 OAK15 0
2217 OAK17,20 0
2219 OAK19 0
2221 OAK21,26 0

(LIBERTARIAN)

VOTES PERCENT WITH 4 OF 4 REPORTING

STATE REPRESENTATIVE DISTRICT 94
(Vote for) 1
01 = NO CANDIDATE FILED

0

01

2201 OAK1,6 0
2202 OAK2,28 0
2210 OAK10,27 0
2212 OAK12 0

(LIBERTARIAN)

VOTES PERCENT WITH 12 OF 12 REPORTING

STATE REPRESENTATIVE DISTRICT 95
(Vote for) 1
01 = NO CANDIDATE FILED

0

01

2203 OAK3,14,23,29 0
2204 OAK4,18,25 0
2205 OAK5 0
2207 OAK7 0
2208 OAK8,22 0
2209 OAK9,24 0
2211 OAK11,16 0
2213 OAK13 0
2215 OAK15 0
2217 OAK17,20 0
2219 OAK19 0
2221 OAK21,26 0

(LIBERTARIAN)

VOTES PERCENT WITH 16 OF 16 REPORTING

COUNTY COUNCIL DISTRICT 6
(Vote for) 1
01 = NO CANDIDATE FILED

0

01

2201 OAK1,6
2202 OAK2,28
2203 OAK3,14,23,29
2204 OAK4,18,25
2205 OAK5
2207 OAK7
2208 OAK8,22
2209 OAK9,24
2210 OAK10,27
2211 OAK11,16
2212 OAK12
2213 OAK13
2215 OAK15
2217 OAK17,20
2219 OAK19
2221 OAK21,26

0
0
0
0
0
0
0
0
0
0
0
0
0
0
0
0
0

(LIBERTARIAN)

VOTES PERCENT WITH 16 OF 16 REPORTING

COMMITTEEMAN OAKVILLE TOWNSHIP
(Vote for) 1
01 = NO CANDIDATE FILED
02 = *SEE OFFICIAL WRITE-IN REPORT

0
6 100.00

01 02

2201 OAK1,6
2202 OAK2,28
2203 OAK3,14,23,29
2204 OAK4,18,25
2205 OAK5
2207 OAK7
2208 OAK8,22
2209 OAK9,24
2210 OAK10,27
2211 OAK11,16
2212 OAK12
2213 OAK13
2215 OAK15
2217 OAK17,20
2219 OAK19
2221 OAK21,26

0 0
0 0
0 0
0 0
0 1
0 0
0 0
0 0
0 0
0 2
0 1
0 0
0 0
0 0
0 0
0 1
0 1

(LIBERTARIAN)

VOTES PERCENT WITH 16 OF 16 REPORTING

COMMITTEEWOMAN OAKVILLE TOWNSHIP
(Vote for) 1
01 = NO CANDIDATE FILED
02 = *SEE OFFICIAL WRITE-IN REPORT

0
4 100.00

01 02

2201 OAK1,6
2202 OAK2,28
2203 OAK3,14,23,29
2204 OAK4,18,25
2205 OAK5
2207 OAK7
2208 OAK8,22
2209 OAK9,24
2210 OAK10,27
2211 OAK11,16
2212 OAK12
2213 OAK13
2215 OAK15
2217 OAK17,20
2219 OAK19
2221 OAK21,26

0 0
0 0
0 0
0 0
0 1
0 0
0 0
0 0
0 0
0 1
0 0
0 0
0 0
0 0
0 0
0 1
0 1

(CONSTITUTION)

VOTES PERCENT WITH 16 OF 16 REPORTING

U.S. SENATE
(Vote for) 1
01 = FRED RYMAN

3 100.00

01

2201 OAK1,6
2202 OAK2,28
2203 OAK3,14,23,29
2204 OAK4,18,25
2205 OAK5
2207 OAK7
2208 OAK8,22
2209 OAK9,24
2210 OAK10,27
2211 OAK11,16
2212 OAK12
2213 OAK13
2215 OAK15
2217 OAK17,20
2219 OAK19
2221 OAK21,26

0
0
1
1
0
0
0
0
1
0
0
0
0
0
0
0
0

(CONSTITUTION)

VOTES PERCENT WITH 16 OF 16 REPORTING

U.S. REPRESENTATIVE DISTRICT 2
(Vote for) 1
01 = NO CANDIDATE FILED

0

01

2201 OAK1,6
2202 OAK2,28

0
0

2203 OAK3,14,23,29 0
2204 OAK4,18,25 0
2205 OAK5 0
2207 OAK7 0
2208 OAK8,22 0
2209 OAK9,24 0
2210 OAK10,27 0
2211 OAK11,16 0
2212 OAK12 0
2213 OAK13 0
2215 OAK15 0
2217 OAK17,20 0
2219 OAK19 0
2221 OAK21,26 0

(CONSTITUTION)

VOTES PERCENT

WITH 16 OF 16 REPORTING

GOVERNOR
(Vote for) 1
01 = NO CANDIDATE FILED

01

2201 OAK1,6 0
2202 OAK2,28 0
2203 OAK3,14,23,29 0
2204 OAK4,18,25 0
2205 OAK5 0
2207 OAK7 0
2208 OAK8,22 0
2209 OAK9,24 0
2210 OAK10,27 0
2211 OAK11,16 0
2212 OAK12 0
2213 OAK13 0
2215 OAK15 0
2217 OAK17,20 0
2219 OAK19 0
2221 OAK21,26 0

(CONSTITUTION)

VOTES PERCENT

WITH 16 OF 16 REPORTING

LIEUTENANT GOVERNOR
(Vote for) 1
01 = NO CANDIDATE FILED

01

2201 OAK1,6 0
2202 OAK2,28 0
2203 OAK3,14,23,29 0
2204 OAK4,18,25 0
2205 OAK5 0
2207 OAK7 0
2208 OAK8,22 0
2209 OAK9,24 0
2210 OAK10,27 0
2211 OAK11,16 0
2212 OAK12 0
2213 OAK13 0
2215 OAK15 0
2217 OAK17,20 0
2219 OAK19 0
2221 OAK21,26 0

(CONSTITUTION)

VOTES PERCENT

WITH 16 OF 16 REPORTING

SECRETARY OF STATE
(Vote for) 1
01 = NO CANDIDATE FILED

01

2201 OAK1,6 0
2202 OAK2,28 0
2203 OAK3,14,23,29 0
2204 OAK4,18,25 0
2205 OAK5 0
2207 OAK7 0
2208 OAK8,22 0
2209 OAK9,24 0
2210 OAK10,27 0
2211 OAK11,16 0
2212 OAK12 0
2213 OAK13 0
2215 OAK15 0
2217 OAK17,20 0
2219 OAK19 0
2221 OAK21,26 0

(CONSTITUTION)

VOTES PERCENT

WITH 16 OF 16 REPORTING

STATE TREASURER
(Vote for) 1
01 = NO CANDIDATE FILED

01

2201 OAK1,6 0
2202 OAK2,28 0
2203 OAK3,14,23,29 0
2204 OAK4,18,25 0
2205 OAK5 0
2207 OAK7 0
2208 OAK8,22 0
2209 OAK9,24 0
2210 OAK10,27 0
2211 OAK11,16 0
2212 OAK12 0
2213 OAK13 0
2215 OAK15 0
2217 OAK17,20 0
2219 OAK19 0

2221 OAK21,26 0

(CONSTITUTION)

ATTORNEY GENERAL
(Vote for) 1
01 = NO CANDIDATE FILED

VOTES PERCENT WITH 16 OF 16 REPORTING

0

01

2201 OAK1,6 0
2202 OAK2,28 0
2203 OAK3,14,23,29 0
2204 OAK4,18,25 0
2205 OAK5 0
2207 OAK7 0
2208 OAK8,22 0
2209 OAK9,24 0
2210 OAK10,27 0
2211 OAK11,16 0
2212 OAK12 0
2213 OAK13 0
2215 OAK15 0
2217 OAK17,20 0
2219 OAK19 0
2221 OAK21,26 0

(CONSTITUTION)

STATE SENATOR DISTRICT 1
(Vote for) 1
01 = NO CANDIDATE FILED

VOTES PERCENT WITH 16 OF 16 REPORTING

0

01

2201 OAK1,6 0
2202 OAK2,28 0
2203 OAK3,14,23,29 0
2204 OAK4,18,25 0
2205 OAK5 0
2207 OAK7 0
2208 OAK8,22 0
2209 OAK9,24 0
2210 OAK10,27 0
2211 OAK11,16 0
2212 OAK12 0
2213 OAK13 0
2215 OAK15 0
2217 OAK17,20 0
2219 OAK19 0
2221 OAK21,26 0

(CONSTITUTION)

STATE REPRESENTATIVE DISTRICT 94
(Vote for) 1
01 = NO CANDIDATE FILED

VOTES PERCENT WITH 4 OF 4 REPORTING

0

01

2201 OAK1,6 0
2202 OAK2,28 0
2210 OAK10,27 0
2212 OAK12 0

(CONSTITUTION)

STATE REPRESENTATIVE DISTRICT 95
(Vote for) 1
01 = NO CANDIDATE FILED

VOTES PERCENT WITH 12 OF 12 REPORTING

0

01

2203 OAK3,14,23,29 0
2204 OAK4,18,25 0
2205 OAK5 0
2207 OAK7 0
2208 OAK8,22 0
2209 OAK9,24 0
2211 OAK11,16 0
2213 OAK13 0
2215 OAK15 0
2217 OAK17,20 0
2219 OAK19 0
2221 OAK21,26 0

(CONSTITUTION)

COUNTY COUNCIL DISTRICT 6
(Vote for) 1
01 = NO CANDIDATE FILED

VOTES PERCENT WITH 16 OF 16 REPORTING

0

01

2201 OAK1,6 0
2202 OAK2,28 0
2203 OAK3,14,23,29 0
2204 OAK4,18,25 0
2205 OAK5 0
2207 OAK7 0
2208 OAK8,22 0
2209 OAK9,24 0
2210 OAK10,27 0
2211 OAK11,16 0
2212 OAK12 0
2213 OAK13 0
2215 OAK15 0
2217 OAK17,20 0
2219 OAK19 0
2221 OAK21,26 0

(CONSTITUTION)

VOTES PERCENT WITH 16 OF 16 REPORTING

COMMITTEEMAN OAKVILLE TOWNSHIP

| | | |
|------------------------------------|---|--------|
| (Vote for) 1 | | |
| 01 = NO CANDIDATE FILED | 0 | |
| 02 = *SEE OFFICIAL WRITE-IN REPORT | 1 | 100.00 |

| | | | |
|-------|----|----|-------|
| ----- | 01 | 02 | ----- |
|-------|----|----|-------|

| | | |
|--------------------|---|---|
| 2201 OAK1,6 | 0 | 0 |
| 2202 OAK2,28 | 0 | 0 |
| 2203 OAK3,14,23,29 | 0 | 1 |
| 2204 OAK4,18,25 | 0 | 0 |
| 2205 OAK5 | 0 | 0 |
| 2207 OAK7 | 0 | 0 |
| 2208 OAK8,22 | 0 | 0 |
| 2209 OAK9,24 | 0 | 0 |
| 2210 OAK10,27 | 0 | 0 |
| 2211 OAK11,16 | 0 | 0 |
| 2212 OAK12 | 0 | 0 |
| 2213 OAK13 | 0 | 0 |
| 2215 OAK15 | 0 | 0 |
| 2217 OAK17,20 | 0 | 0 |
| 2219 OAK19 | 0 | 0 |
| 2221 OAK21,26 | 0 | 0 |

(CONSTITUTION)

VOTES PERCENT WITH 16 OF 16 REPORTING

COMMITTEEWOMAN OAKVILLE TOWNSHIP

| | | |
|------------------------------------|---|--------|
| (Vote for) 1 | | |
| 01 = NO CANDIDATE FILED | 0 | |
| 02 = *SEE OFFICIAL WRITE-IN REPORT | 1 | 100.00 |

| | | | |
|-------|----|----|-------|
| ----- | 01 | 02 | ----- |
|-------|----|----|-------|

| | | |
|--------------------|---|---|
| 2201 OAK1,6 | 0 | 0 |
| 2202 OAK2,28 | 0 | 0 |
| 2203 OAK3,14,23,29 | 0 | 1 |
| 2204 OAK4,18,25 | 0 | 0 |
| 2205 OAK5 | 0 | 0 |
| 2207 OAK7 | 0 | 0 |
| 2208 OAK8,22 | 0 | 0 |
| 2209 OAK9,24 | 0 | 0 |
| 2210 OAK10,27 | 0 | 0 |
| 2211 OAK11,16 | 0 | 0 |
| 2212 OAK12 | 0 | 0 |
| 2213 OAK13 | 0 | 0 |
| 2215 OAK15 | 0 | 0 |
| 2217 OAK17,20 | 0 | 0 |
| 2219 OAK19 | 0 | 0 |
| 2221 OAK21,26 | 0 | 0 |

WE, THE BOARD OF ELECTION COMMISSIONERS OF ST. LOUIS COUNTY, MISSOURI, ACTING AS THE VERIFICATION BOARD PURSUANT TO SECTION 115.507, RSMO, HEREBY CERTIFY THE FOREGOING TO BE A TRUE AND CORRECT ABSTRACT OF VOTES CAST FOR THE CANDIDATES AND ISSUES AT THE PRIMARY ELECTION HELD IN ST. LOUIS COUNTY, MISSOURI, ON AUGUST 2, 2016. IN TESTIMONY WHEREOF, WE HAVE HEREUNTO SET OUR HAND AT OUR OFFICE IN MAPLEWOOD, ST. LOUIS COUNTY, MISSOURI, ON AUGUST 16, 2016.

Richard H. Kellett
 RICHARD H. KELLETT, CHAIRMAN

John W. Maupin
 JOHN W. MAUPIN, SECRETARY

Trudi McCollum Foushee
 TRUDI MCCOLLUM FOUSHEE, COMMISSIONER

John P. King
 JOHN P. KING, COMMISSIONER



RUN DATE:08/15/16 12:38 PM

WITH 22 OF 22 PRECINCTS REPORTING

| | TOTAL | PERCENT | | TOTAL | PERCENT |
|--------------------------------|--------|---------|----------------------------------|-------|---------|
| 01 = REGISTERED VOTERS - TOTAL | 23,405 | | 05 = BALLOTS CAST - LIBERTARIAN | 24 | .42 |
| 02 = BALLOTS CAST - TOTAL | 5,747 | | 06 = BALLOTS CAST - CONSTITUTION | 6 | .10 |
| 03 = BALLOTS CAST - DEMOCRATIC | 1,849 | 32.17 | 07 = BALLOTS CAST - NONPARTISAN | 0 | |
| 04 = BALLOTS CAST - REPUBLICAN | 3,868 | 67.30 | 08 = VOTER TURNOUT - TOTAL | | 24.55 |

| | 01 | 02 | 03 | 04 | 05 | 06 | 07 | 08 |
|---------------------------|------|------|------|------|----|----|----|-------|
| 2301 QUE1 | 865 | .198 | .71 | .125 | .2 | .0 | .0 | 22.89 |
| 2302 QUE2,3 | 534 | .104 | .41 | .62 | .1 | .0 | .0 | 19.48 |
| 2304 QUE4,23 | 1293 | .390 | .111 | .274 | .3 | .2 | .0 | 30.16 |
| 2305 QUE5 | 443 | .115 | .34 | .81 | .0 | .0 | .0 | 25.96 |
| 2306 QUE6 | 844 | .184 | .42 | .141 | .1 | .0 | .0 | 21.80 |
| 2307 QUE7,8,11,32,36,46 | 2098 | .580 | .204 | .374 | .2 | .0 | .0 | 27.65 |
| 2309 QUE9 | 468 | .104 | .38 | .66 | .0 | .0 | .0 | 22.22 |
| 2310 QUE10,44,49 | 1503 | .450 | .131 | .317 | .2 | .0 | .0 | 29.94 |
| 2312 QUE12 | 544 | .105 | .32 | .72 | .1 | .0 | .0 | 19.30 |
| 2313 QUE13,15,24,41,43 | 2284 | .611 | .196 | .413 | .2 | .0 | .0 | 26.75 |
| 2314 QUE14,22 | 1041 | .262 | .88 | .173 | .1 | .0 | .0 | 25.17 |
| 2316 QUE16,47,48 | 539 | .100 | .35 | .65 | .0 | .0 | .0 | 18.55 |
| 2317 QUE17,20,40,42 | 1358 | .307 | .111 | .194 | .0 | .2 | .0 | 22.61 |
| 2318 QUE18,30 | 1014 | .258 | .82 | .174 | .2 | .0 | .0 | 25.44 |
| 2319 QUE19 | 949 | .184 | .63 | .121 | .0 | .0 | .0 | 19.39 |
| 2321 QUE21,25,28,33,34,38 | 1547 | .336 | .101 | .231 | .3 | .1 | .0 | 21.72 |
| 2326 QUE26,27 | 596 | .105 | .31 | .73 | .1 | .0 | .0 | 17.62 |
| 2329 QUE29 | 1437 | .371 | .117 | .253 | .1 | .0 | .0 | 25.82 |
| 2331 QUE31 | 718 | .262 | .62 | .198 | .1 | .1 | .0 | 36.49 |
| 2335 QUE35,39 | 1723 | .377 | .133 | .244 | .0 | .0 | .0 | 21.88 |
| 2337 QUE37 | 1239 | .262 | .92 | .169 | .1 | .0 | .0 | 21.15 |
| 2345 QUE45 | 368 | .82 | .34 | .48 | .0 | .0 | .0 | 22.28 |

(DEMOCRATIC)

| U.S. SENATE | VOTES | PERCENT | WITH 22 OF 22 REPORTING | VOTES | PERCENT |
|-----------------------|-------|---------|-------------------------|-------|---------|
| (Vote for) 1 | | | | | |
| 01 = CHIEF WANA DUBIE | 155 | 8.60 | 03 = JASON KANDER | 1,349 | 74.86 |
| 02 = CORI BUSH | 205 | 11.38 | 04 = ROBERT MACK | 93 | 5.16 |

| | 01 | 02 | 03 | 04 |
|---------------------------|----|----|-----|----|
| 2301 QUE1 | 7 | 7 | 51 | 2 |
| 2302 QUE2,3 | 4 | 7 | 29 | 1 |
| 2304 QUE4,23 | 9 | 14 | 81 | 5 |
| 2305 QUE5 | 1 | 2 | 26 | 3 |
| 2306 QUE6 | 7 | 4 | 26 | 3 |
| 2307 QUE7,8,11,32,36,46 | 18 | 20 | 150 | 7 |
| 2309 QUE9 | 2 | 4 | 29 | 2 |
| 2310 QUE10,44,49 | 13 | 20 | 87 | 6 |
| 2312 QUE12 | 3 | 7 | 20 | 1 |
| 2313 QUE13,15,24,41,43 | 17 | 21 | 146 | 8 |
| 2314 QUE14,22 | 4 | 15 | 66 | 3 |
| 2316 QUE16,47,48 | 2 | 2 | 29 | 2 |
| 2317 QUE17,20,40,42 | 13 | 7 | 81 | 9 |
| 2318 QUE18,30 | 3 | 8 | 62 | 7 |
| 2319 QUE19 | 4 | 9 | 44 | 2 |
| 2321 QUE21,25,28,33,34,38 | 8 | 5 | 77 | 8 |
| 2326 QUE26,27 | 4 | 2 | 23 | 2 |
| 2329 QUE29 | 6 | 14 | 92 | 2 |
| 2331 QUE31 | 4 | 11 | 44 | 2 |
| 2335 QUE35,39 | 17 | 11 | 94 | 9 |
| 2337 QUE37 | 7 | 10 | 66 | 8 |
| 2345 QUE45 | 2 | 5 | 26 | 1 |

(DEMOCRATIC)

| U.S. REPRESENTATIVE DISTRICT 2 | VOTES | PERCENT | WITH 22 OF 22 REPORTING |
|--------------------------------|-------|---------|-------------------------|
| (Vote for) 1 | | | |
| 01 = BILL OTTO | 1,663 | 100.00 | |

| | 01 |
|---------------------------|-----|
| 2301 QUE1 | 59 |
| 2302 QUE2,3 | 37 |
| 2304 QUE4,23 | 95 |
| 2305 QUE5 | 28 |
| 2306 QUE6 | 38 |
| 2307 QUE7,8,11,32,36,46 | 179 |
| 2309 QUE9 | 36 |
| 2310 QUE10,44,49 | 117 |
| 2312 QUE12 | 29 |
| 2313 QUE13,15,24,41,43 | 182 |
| 2314 QUE14,22 | 85 |
| 2316 QUE16,47,48 | 34 |
| 2317 QUE17,20,40,42 | 103 |
| 2318 QUE18,30 | 71 |
| 2319 QUE19 | 53 |
| 2321 QUE21,25,28,33,34,38 | 92 |
| 2326 QUE26,27 | 30 |
| 2329 QUE29 | 103 |
| 2331 QUE31 | 54 |
| 2335 QUE35,39 | 119 |
| 2337 QUE37 | 87 |
| 2345 QUE45 | 32 |

(DEMOCRATIC)

| GOVERNOR | VOTES | PERCENT | WITH 22 OF 22 REPORTING | VOTES | PERCENT |
|----------------------------------|-------|---------|-------------------------|-------|---------|
| (Vote for) 1 | | | | | |
| 01 = LEONARD JOSEPH STEINMAN, II | 73 | 4.01 | 03 = ERIC MORRISON | 138 | 7.58 |
| 02 = CHRIS KOSTER | 1,539 | 84.51 | 04 = CHARLES B. WHEELER | 71 | 3.90 |

| | 01 | 02 | 03 | 04 |
|--------------|----|----|----|----|
| 2301 QUE1 | 3 | 55 | 7 | 3 |
| 2302 QUE2,3 | 1 | 35 | 2 | 3 |
| 2304 QUE4,23 | 2 | 94 | 8 | 6 |
| 2305 QUE5 | 3 | 26 | 3 | 2 |
| 2306 QUE6 | 0 | 39 | 1 | 2 |

| | | | | | |
|------|----------------------|----|-----|----|---|
| 2307 | QUE7,8,11,32,36,46 | 11 | 173 | 11 | 7 |
| 2309 | QUE9 | 0 | 36 | 0 | 0 |
| 2310 | QUE10,44,49 | 3 | 108 | 10 | 8 |
| 2312 | QUE12 | 3 | 27 | 1 | 1 |
| 2313 | QUE13,15,24,41,43 | 7 | 165 | 13 | 6 |
| 2314 | QUE14,22 | 2 | 74 | 5 | 5 |
| 2316 | QUE16,47,48 | 0 | 35 | 0 | 0 |
| 2317 | QUE17,20,40,42 | 2 | 91 | 10 | 7 |
| 2318 | QUE18,30 | 3 | 66 | 9 | 3 |
| 2319 | QUE19 | 2 | 52 | 4 | 3 |
| 2321 | QUE21,25,28,33,34,38 | 3 | 88 | 6 | 3 |
| 2326 | QUE26,27 | 3 | 27 | 1 | 0 |
| 2329 | QUE29 | 2 | 99 | 12 | 2 |
| 2331 | QUE31 | 1 | 53 | 6 | 0 |
| 2335 | QUE35,39 | 10 | 104 | 14 | 5 |
| 2337 | QUE37 | 10 | 64 | 12 | 4 |
| 2345 | QUE45 | 2 | 28 | 3 | 1 |

(DEMOCRATIC)

VOTES PERCENT WITH 22 OF 22 REPORTING

VOTES PERCENT

LIEUTENANT GOVERNOR

(Vote for) 1

01 = WINSTON APPLE
02 = RUSS CARNAHAN

209 11.64
1,453 80.90

03 = TOMMIE PIERSON, SR.

134 7.46

01 02 03

| | | | | | |
|------|----------------------|----|-----|----|--|
| 2301 | QUE1 | 6 | 54 | 7 | |
| 2302 | QUE2,3 | 7 | 27 | 6 | |
| 2304 | QUE4,23 | 13 | 85 | 6 | |
| 2305 | QUE5 | 4 | 26 | 3 | |
| 2306 | QUE6 | 1 | 39 | 1 | |
| 2307 | QUE7,8,11,32,36,46 | 23 | 161 | 12 | |
| 2309 | QUE9 | 5 | 32 | 0 | |
| 2310 | QUE10,44,49 | 13 | 101 | 14 | |
| 2312 | QUE12 | 5 | 25 | 1 | |
| 2313 | QUE13,15,24,41,43 | 24 | 155 | 14 | |
| 2314 | QUE14,22 | 10 | 68 | 8 | |
| 2316 | QUE16,47,48 | 2 | 26 | 7 | |
| 2317 | QUE17,20,40,42 | 13 | 86 | 10 | |
| 2318 | QUE18,30 | 9 | 67 | 4 | |
| 2319 | QUE19 | 5 | 51 | 5 | |
| 2321 | QUE21,25,28,33,34,38 | 9 | 81 | 9 | |
| 2326 | QUE26,27 | 2 | 29 | 0 | |
| 2329 | QUE29 | 15 | 89 | 9 | |
| 2331 | QUE31 | 6 | 52 | 1 | |
| 2335 | QUE35,39 | 16 | 105 | 9 | |
| 2337 | QUE37 | 16 | 66 | 8 | |
| 2345 | QUE45 | 5 | 28 | 0 | |

(DEMOCRATIC)

VOTES PERCENT WITH 22 OF 22 REPORTING

VOTES PERCENT

SECRETARY OF STATE

(Vote for) 1

01 = BILL CLINTON YOUNG
02 = ROBIN SMITH

260 14.74
1,400 79.37

03 = MD RABBI ALAM

104 5.90

01 02 03

| | | | | | |
|------|----------------------|----|-----|----|--|
| 2301 | QUE1 | 8 | 58 | 2 | |
| 2302 | QUE2,3 | 5 | 29 | 7 | |
| 2304 | QUE4,23 | 8 | 90 | 5 | |
| 2305 | QUE5 | 4 | 27 | 0 | |
| 2306 | QUE6 | 9 | 29 | 0 | |
| 2307 | QUE7,8,11,32,36,46 | 22 | 161 | 11 | |
| 2309 | QUE9 | 6 | 28 | 0 | |
| 2310 | QUE10,44,49 | 14 | 104 | 4 | |
| 2312 | QUE12 | 4 | 26 | 1 | |
| 2313 | QUE13,15,24,41,43 | 24 | 157 | 10 | |
| 2314 | QUE14,22 | 19 | 64 | 4 | |
| 2316 | QUE16,47,48 | 3 | 28 | 4 | |
| 2317 | QUE17,20,40,42 | 21 | 76 | 7 | |
| 2318 | QUE18,30 | 11 | 63 | 5 | |
| 2319 | QUE19 | 8 | 43 | 8 | |
| 2321 | QUE21,25,28,33,34,38 | 15 | 74 | 8 | |
| 2326 | QUE26,27 | 4 | 24 | 0 | |
| 2329 | QUE29 | 12 | 93 | 7 | |
| 2331 | QUE31 | 16 | 38 | 5 | |
| 2335 | QUE35,39 | 26 | 97 | 8 | |
| 2337 | QUE37 | 14 | 68 | 7 | |
| 2345 | QUE45 | 7 | 23 | 1 | |

(DEMOCRATIC)

VOTES PERCENT WITH 22 OF 22 REPORTING

STATE TREASURER

(Vote for) 1

01 = PAT CONTRERAS
02 = JUDY BAKER

830 48.06
897 51.94

01 02

| | | | | | |
|------|----------------------|----|----|--|--|
| 2301 | QUE1 | 29 | 36 | | |
| 2302 | QUE2,3 | 15 | 24 | | |
| 2304 | QUE4,23 | 49 | 49 | | |
| 2305 | QUE5 | 18 | 12 | | |
| 2306 | QUE6 | 19 | 18 | | |
| 2307 | QUE7,8,11,32,36,46 | 92 | 97 | | |
| 2309 | QUE9 | 15 | 18 | | |
| 2310 | QUE10,44,49 | 45 | 76 | | |
| 2312 | QUE12 | 14 | 15 | | |
| 2313 | QUE13,15,24,41,43 | 95 | 95 | | |
| 2314 | QUE14,22 | 45 | 40 | | |
| 2316 | QUE16,47,48 | 18 | 16 | | |
| 2317 | QUE17,20,40,42 | 48 | 58 | | |
| 2318 | QUE18,30 | 33 | 42 | | |
| 2319 | QUE19 | 33 | 24 | | |
| 2321 | QUE21,25,28,33,34,38 | 50 | 46 | | |
| 2326 | QUE26,27 | 17 | 14 | | |
| 2329 | QUE29 | 46 | 61 | | |
| 2331 | QUE31 | 27 | 29 | | |
| 2335 | QUE35,39 | 67 | 62 | | |
| 2337 | QUE37 | 38 | 50 | | |
| 2345 | QUE45 | 17 | 15 | | |

(DEMOCRATIC)

VOTES PERCENT

WITH 22 OF 22 REPORTING

ATTORNEY GENERAL
(Vote for) 1
01 = JAKE ZIMMERMAN
02 = TERESA HENSLEY

1,096 61.06
699 38.94

01 02

2301 QUE1 44 22
2302 QUE2,3 23 17
2304 QUE4,23 69 38
2305 QUE5 20 12
2306 QUE6 26 14
2307 QUE7,8,11,32,36,46 125 76
2309 QUE9 23 13
2310 QUE10,44,49 68 59
2312 QUE12 20 11
2313 QUE13,15,24,41,43 119 72
2314 QUE14,22 55 32
2316 QUE16,47,48 24 11
2317 QUE17,20,40,42 69 41
2318 QUE18,30 43 36
2319 QUE19 30 30
2321 QUE21,25,28,33,34,38 65 33
2326 QUE26,27 26 5
2329 QUE29 61 48
2331 QUE31 42 17
2335 QUE35,39 73 58
2337 QUE37 46 45
2345 QUE45 25 9

(DEMOCRATIC)

VOTES PERCENT

WITH 17 OF 17 REPORTING

STATE SENATOR DISTRICT 15
(Vote for) 1
01 = MARK G. BOYKO
02 = STEPHEN EAGLETON

641 42.96
851 57.04

01 02

2304 QUE4,23 45 55
2306 QUE6 14 27
2307 QUE7,8,11,32,36,46 80 108
2309 QUE9 13 22
2310 QUE10,44,49 55 72
2312 QUE12 5 24
2313 QUE13,15,24,41,43 84 105
2314 QUE14,22 50 34
2316 QUE16,47,48 18 17
2317 QUE17,20,40,42 44 64
2319 QUE19 26 28
2321 QUE21,25,28,33,34,38 38 54
2329 QUE29 53 58
2331 QUE31 26 28
2335 QUE35,39 49 79
2337 QUE37 29 57
2345 QUE45 12 19

(DEMOCRATIC)

VOTES PERCENT

WITH 1 OF 1 REPORTING

STATE REPRESENTATIVE DISTRICT 89
(Vote for) 1
01 = JACK SCHILLIGO

26 100.00

01

2305 QUE5 26

(DEMOCRATIC)

VOTES PERCENT

WITH 4 OF 4 REPORTING

STATE REPRESENTATIVE DISTRICT 98
(Vote for) 1
01 = NANCY CRAIG

165 100.00

01

2306 QUE6 33
2309 QUE9 32
2319 QUE19 51
2331 QUE31 49

(DEMOCRATIC)

VOTES PERCENT

WITH 16 OF 16 REPORTING

STATE REPRESENTATIVE DISTRICT 99
(Vote for) 1
01 = WILLIAM H. (BILL) PINKSTON

1,377 100.00

01

2301 QUE1 56
2302 QUE2,3 37
2304 QUE4,23 92
2307 QUE7,8,11,32,36,46 169
2310 QUE10,44,49 110
2312 QUE12 27
2313 QUE13,15,24,41,43 180
2314 QUE14,22 82
2316 QUE16,47,48 33
2317 QUE17,20,40,42 102
2318 QUE18,30 70
2321 QUE21,25,28,33,34,38 84
2329 QUE29 103
2335 QUE35,39 118
2337 QUE37 83
2345 QUE45 31

(DEMOCRATIC)

VOTES PERCENT

WITH 1 OF 1 REPORTING

STATE REPRESENTATIVE DISTRICT 100
(Vote for) 1

01 = NO CANDIDATE FILED

0

01

0

2326 QUE26,27

(DEMOCRATIC)

VOTES PERCENT
1,577 99.18
13 .82

WITH 22 OF 22 REPORTING

COMMITTEEMAN QUEENY TOWNSHIP
(Vote for) 1
01 = FRANCIS MILLER
02 = INVALID WRITE-IN

01 02

2301 QUE1 55 0
2302 QUE2,3 36 0
2304 QUE4,23 91 0
2305 QUE5 27 0
2306 QUE6 35 0
2307 QUE7,8,11,32,36,46 172 1
2309 QUE9 34 0
2310 QUE10,44,49 108 2
2312 QUE12 25 2
2313 QUE13,15,24,41,43 170 4
2314 QUE14,22 79 1
2316 QUE16,47,48 31 0
2317 QUE17,20,40,42 101 0
2318 QUE18,30 72 0
2319 QUE19 51 0
2321 QUE21,25,28,33,34,38 84 0
2326 QUE26,27 26 0
2329 QUE29 99 2
2331 QUE31 52 0
2335 QUE35,39 120 1
2337 QUE37 80 0
2345 QUE45 29 0

(DEMOCRATIC)

VOTES PERCENT
1,595 99.50
8 .50

WITH 22 OF 22 REPORTING

COMMITTEEWOMAN QUEENY TOWNSHIP
(Vote for) 1
01 = ALEXIS (LEXIE) MILLER
02 = INVALID WRITE-IN

01 02

2301 QUE1 56 0
2302 QUE2,3 37 0
2304 QUE4,23 93 0
2305 QUE5 28 0
2306 QUE6 34 0
2307 QUE7,8,11,32,36,46 172 0
2309 QUE9 35 0
2310 QUE10,44,49 109 0
2312 QUE12 27 1
2313 QUE13,15,24,41,43 174 5
2314 QUE14,22 81 0
2316 QUE16,47,48 31 0
2317 QUE17,20,40,42 102 0
2318 QUE18,30 72 0
2319 QUE19 52 0
2321 QUE21,25,28,33,34,38 85 0
2326 QUE26,27 27 0
2329 QUE29 98 2
2331 QUE31 49 0
2335 QUE35,39 122 0
2337 QUE37 82 0
2345 QUE45 29 0

(REPUBLICAN)

VOTES PERCENT
2,860 76.55
598 16.01

WITH 22 OF 22 REPORTING

VOTES PERCENT
97 2.60
181 4.84

U.S. SENATE
(Vote for) 1
01 = ROY BLUNT
02 = KRISTI NICHOLS

01 02 03 04

2301 QUE1 90 18 4 5
2302 QUE2,3 39 17 1 3
2304 QUE4,23 197 53 7 9
2305 QUE5 74 4 0 0
2306 QUE6 105 22 2 8
2307 QUE7,8,11,32,36,46 257 72 7 20
2309 QUE9 48 8 0 5
2310 QUE10,44,49 241 40 11 15
2312 QUE12 52 11 3 3
2313 QUE13,15,24,41,43 308 62 8 19
2314 QUE14,22 134 17 5 12
2316 QUE16,47,48 44 10 2 7
2317 QUE17,20,40,42 142 35 5 11
2318 QUE18,30 128 27 5 9
2319 QUE19 92 16 8 3
2321 QUE21,25,28,33,34,38 172 36 7 8
2326 QUE26,27 44 20 1 4
2329 QUE29 200 37 4 4
2331 QUE31 160 23 2 7
2335 QUE35,39 178 33 8 14
2337 QUE37 120 28 5 13
2345 QUE45 35 9 2 2

(REPUBLICAN)

VOTES PERCENT
3,106 83.23
626 16.77

WITH 22 OF 22 REPORTING

U.S. REPRESENTATIVE DISTRICT 2
(Vote for) 1
01 = ANN WAGNER
02 = GREG SEARS

01 02

2301 QUE1 89 27
2302 QUE2,3 49 10

| | | | |
|------|----------------------|-----|----|
| 2304 | QUE4,23 | 222 | 43 |
| 2305 | QUE5 | 72 | 5 |
| 2306 | QUE6 | 103 | 34 |
| 2307 | QUE7,8,11,32,36,46 | 304 | 54 |
| 2309 | QUE9 | 53 | 8 |
| 2310 | QUE10,44,49 | 260 | 49 |
| 2312 | QUE12 | 57 | 14 |
| 2313 | QUE13,15,24,41,43 | 343 | 54 |
| 2314 | QUE14,22 | 137 | 33 |
| 2316 | QUE16,47,48 | 48 | 16 |
| 2317 | QUE17,20,40,42 | 157 | 31 |
| 2318 | QUE18,30 | 138 | 32 |
| 2319 | QUE19 | 93 | 24 |
| 2321 | QUE21,25,28,33,34,38 | 190 | 30 |
| 2326 | QUE26,27 | 53 | 18 |
| 2329 | QUE29 | 212 | 32 |
| 2331 | QUE31 | 163 | 29 |
| 2335 | QUE35,39 | 190 | 46 |
| 2337 | QUE37 | 129 | 33 |
| 2345 | QUE45 | 44 | 4 |

(REPUBLICAN)

| | | VOTES | PERCENT | WITH 22 OF 22 | REPORTING | VOTES | PERCENT |
|------------------------|--|-------|---------|----------------------|-----------|-------|---------|
| GOVERNOR | | | | | | | |
| (Vote for) 1 | | | | | | | |
| 01 = CATHERINE HANAWAY | | 1,060 | 27.61 | 03 = JOHN BRUNNER | | 859 | 22.38 |
| 02 = ERIC GREITENS | | 1,123 | 29.25 | 04 = PETER D. KINDER | | 797 | 20.76 |

| | 01 | 02 | 03 | 04 | |
|------|----------------------|-----|-----|----|----|
| 2301 | QUE1 | 33 | 42 | 24 | 24 |
| 2302 | QUE2,3 | 20 | 24 | 9 | 8 |
| 2304 | QUE4,23 | 80 | 59 | 79 | 54 |
| 2305 | QUE5 | 28 | 19 | 16 | 18 |
| 2306 | QUE6 | 35 | 42 | 33 | 31 |
| 2307 | QUE7,8,11,32,36,46 | 101 | 101 | 72 | 95 |
| 2309 | QUE9 | 17 | 27 | 11 | 11 |
| 2310 | QUE10,44,49 | 77 | 102 | 75 | 61 |
| 2312 | QUE12 | 22 | 15 | 22 | 13 |
| 2313 | QUE13,15,24,41,43 | 112 | 112 | 91 | 93 |
| 2314 | QUE14,22 | 51 | 60 | 32 | 29 |
| 2316 | QUE16,47,48 | 23 | 18 | 9 | 15 |
| 2317 | QUE17,20,40,42 | 54 | 61 | 43 | 35 |
| 2318 | QUE18,30 | 47 | 63 | 35 | 29 |
| 2319 | QUE19 | 30 | 30 | 37 | 24 |
| 2321 | QUE21,25,28,33,34,38 | 70 | 66 | 47 | 45 |
| 2326 | QUE26,27 | 17 | 20 | 18 | 18 |
| 2329 | QUE29 | 63 | 59 | 73 | 56 |
| 2331 | QUE31 | 70 | 61 | 31 | 33 |
| 2335 | QUE35,39 | 60 | 76 | 61 | 46 |
| 2337 | QUE37 | 40 | 53 | 31 | 44 |
| 2345 | QUE45 | 10 | 13 | 10 | 15 |

(REPUBLICAN)

| | | VOTES | PERCENT | WITH 22 OF 22 | REPORTING | VOTES | PERCENT |
|--------------------------|--|-------|---------|------------------|-----------|-------|---------|
| LIEUTENANT GOVERNOR | | | | | | | |
| (Vote for) 1 | | | | | | | |
| 01 = ARNIE C. AC DIENOFF | | 212 | 5.86 | 03 = MIKE PARSON | | 1,621 | 44.80 |
| 02 = BEV RANDLES | | 1,785 | 49.34 | | | | |

| | 01 | 02 | 03 | |
|------|----------------------|----|-----|-----|
| 2301 | QUE1 | 7 | 55 | 54 |
| 2302 | QUE2,3 | 1 | 31 | 28 |
| 2304 | QUE4,23 | 14 | 136 | 103 |
| 2305 | QUE5 | 5 | 42 | 29 |
| 2306 | QUE6 | 6 | 53 | 72 |
| 2307 | QUE7,8,11,32,36,46 | 16 | 163 | 165 |
| 2309 | QUE9 | 5 | 28 | 27 |
| 2310 | QUE10,44,49 | 12 | 155 | 128 |
| 2312 | QUE12 | 4 | 31 | 34 |
| 2313 | QUE13,15,24,41,43 | 22 | 218 | 146 |
| 2314 | QUE14,22 | 14 | 77 | 74 |
| 2316 | QUE16,47,48 | 4 | 34 | 27 |
| 2317 | QUE17,20,40,42 | 16 | 95 | 72 |
| 2318 | QUE18,30 | 13 | 81 | 67 |
| 2319 | QUE19 | 5 | 61 | 50 |
| 2321 | QUE21,25,28,33,34,38 | 11 | 103 | 98 |
| 2326 | QUE26,27 | 6 | 33 | 30 |
| 2329 | QUE29 | 14 | 109 | 115 |
| 2331 | QUE31 | 12 | 78 | 94 |
| 2335 | QUE35,39 | 14 | 110 | 107 |
| 2337 | QUE37 | 10 | 72 | 76 |
| 2345 | QUE45 | 1 | 20 | 25 |

(REPUBLICAN)

| | | VOTES | PERCENT | WITH 22 OF 22 | REPORTING | VOTES | PERCENT |
|--------------------------|--|-------|---------|----------------|-----------|-------|---------|
| SECRETARY OF STATE | | | | | | | |
| (Vote for) 1 | | | | | | | |
| 01 = WILL KRAUS | | 1,220 | 32.92 | 03 = ROI CHINN | | 183 | 4.94 |
| 02 = JOHN (JAY) ASHCROFT | | 2,303 | 62.14 | | | | |

| | 01 | 02 | 03 | |
|------|----------------------|-----|-----|----|
| 2301 | QUE1 | 45 | 67 | 5 |
| 2302 | QUE2,3 | 22 | 39 | 1 |
| 2304 | QUE4,23 | 94 | 157 | 11 |
| 2305 | QUE5 | 24 | 50 | 2 |
| 2306 | QUE6 | 44 | 88 | 3 |
| 2307 | QUE7,8,11,32,36,46 | 113 | 221 | 20 |
| 2309 | QUE9 | 19 | 38 | 5 |
| 2310 | QUE10,44,49 | 90 | 187 | 23 |
| 2312 | QUE12 | 15 | 49 | 5 |
| 2313 | QUE13,15,24,41,43 | 116 | 248 | 27 |
| 2314 | QUE14,22 | 54 | 103 | 10 |
| 2316 | QUE16,47,48 | 26 | 34 | 4 |
| 2317 | QUE17,20,40,42 | 55 | 126 | 8 |
| 2318 | QUE18,30 | 64 | 98 | 7 |
| 2319 | QUE19 | 46 | 67 | 4 |
| 2321 | QUE21,25,28,33,34,38 | 75 | 133 | 10 |
| 2326 | QUE26,27 | 17 | 45 | 10 |
| 2329 | QUE29 | 95 | 147 | 5 |
| 2331 | QUE31 | 52 | 135 | 3 |
| 2335 | QUE35,39 | 87 | 138 | 8 |

2337 QUE37 53 101 10
2345 QUE45 14 32 2

(REPUBLICAN)

VOTES PERCENT WITH 22 OF 22 REPORTING

STATE TREASURER

(Vote for) 1
01 = ERIC SCHMITT

3,390 100.00

01

2301 QUE1 108
2302 QUE2,3 53
2304 QUE4,23 241
2305 QUE5 70
2306 QUE6 121
2307 QUE7,8,11,32,36,46 319
2309 QUE9 58
2310 QUE10,44,49 279
2312 QUE12 63
2313 QUE13,15,24,41,43 370
2314 QUE14,22 155
2316 QUE16,47,48 54
2317 QUE17,20,40,42 171
2318 QUE18,30 154
2319 QUE19 110
2321 QUE21,25,28,33,34,38 203
2326 QUE26,27 66
2329 QUE29 223
2331 QUE31 166
2335 QUE35,39 209
2337 QUE37 154
2345 QUE45 43

(REPUBLICAN)

VOTES PERCENT WITH 22 OF 22 REPORTING

ATTORNEY GENERAL

(Vote for) 1
01 = JOSH HAWLEY
02 = KURT SCHAEFER

2,708 73.35
984 26.65

01 02

2301 QUE1 82 38
2302 QUE2,3 46 15
2304 QUE4,23 187 75
2305 QUE5 50 30
2306 QUE6 106 27
2307 QUE7,8,11,32,36,46 262 94
2309 QUE9 46 14
2310 QUE10,44,49 212 88
2312 QUE12 53 14
2313 QUE13,15,24,41,43 284 115
2314 QUE14,22 120 45
2316 QUE16,47,48 40 23
2317 QUE17,20,40,42 140 47
2318 QUE18,30 136 31
2319 QUE19 93 24
2321 QUE21,25,28,33,34,38 173 45
2326 QUE26,27 46 21
2329 QUE29 179 61
2331 QUE31 143 43
2335 QUE35,39 154 81
2337 QUE37 125 38
2345 QUE45 31 15

(REPUBLICAN)

VOTES PERCENT WITH 17 OF 17 REPORTING

STATE SENATOR DISTRICT 15

(Vote for) 1
01 = ANDREW KOENIG
02 = RICK STREAM

2,043 63.55
1,172 36.45

01 02

2304 QUE4,23 187 77
2306 QUE6 80 53
2307 QUE7,8,11,32,36,46 224 130
2309 QUE9 31 33
2310 QUE10,44,49 191 115
2312 QUE12 53 18
2313 QUE13,15,24,41,43 250 147
2314 QUE14,22 127 43
2316 QUE16,47,48 43 20
2317 QUE17,20,40,42 117 72
2319 QUE19 75 43
2321 QUE21,25,28,33,34,38 138 82
2329 QUE29 169 69
2331 QUE31 81 103
2335 QUE35,39 146 89
2337 QUE37 102 59
2345 QUE45 29 19

(REPUBLICAN)

VOTES PERCENT WITH 1 OF 1 REPORTING

STATE REPRESENTATIVE DISTRICT 89

(Vote for) 1
01 = DEAN PLOCHER

71 100.00

01

2305 QUE5 71

(REPUBLICAN)

VOTES PERCENT WITH 4 OF 4 REPORTING

STATE REPRESENTATIVE DISTRICT 98

(Vote for) 1
01 = SHAMED DOGAN

424 100.00

01

2306 QUE6 116

2309 QUE9 55
 2319 QUE19 102
 2331 QUE31 151

(REPUBLICAN)

| | | VOTES PERCENT | | WITH 16 OF 16 REPORTING | | VOTES PERCENT | |
|----------------------------------|--|---------------|-------|-------------------------|-------|---------------|--|
| STATE REPRESENTATIVE DISTRICT 99 | | | | | | | |
| (Vote for) 1 | | | | | | | |
| 01 = RICHARD LaVIOLETTE | | 342 | 11.83 | 03 = JEAN EVANS | 1,109 | 38.35 | |
| 02 = PHILIP OEHLERKING | | 762 | 26.35 | 04 = NICHOLAS GERTH | 679 | 23.48 | |
| | | 01 | 02 | 03 | 04 | | |
| 2301 QUE1 | | 20 | 19 | 42 | 27 | | |
| 2302 QUE2,3 | | 6 | 19 | 18 | 15 | | |
| 2304 QUE4,23 | | 15 | 69 | 91 | 76 | | |
| 2307 QUE7,8,11,32,36,46 | | 28 | 91 | 150 | 56 | | |
| 2310 QUE10,44,49 | | 33 | 78 | 132 | 47 | | |
| 2312 QUE12 | | 10 | 22 | 23 | 11 | | |
| 2313 QUE13,15,24,41,43 | | 43 | 85 | 150 | 108 | | |
| 2314 QUE14,22 | | 22 | 59 | 51 | 26 | | |
| 2316 QUE16,47,48 | | 14 | 13 | 18 | 15 | | |
| 2317 QUE17,20,40,42 | | 30 | 31 | 72 | 44 | | |
| 2318 QUE18,30 | | 23 | 35 | 57 | 40 | | |
| 2321 QUE21,25,28,33,34,38 | | 28 | 63 | 80 | 39 | | |
| 2329 QUE29 | | 15 | 81 | 59 | 74 | | |
| 2335 QUE35,39 | | 22 | 43 | 85 | 73 | | |
| 2337 QUE37 | | 24 | 41 | 61 | 27 | | |
| 2345 QUE45 | | 9 | 13 | 20 | 1 | | |

(REPUBLICAN)

| | | VOTES PERCENT | | WITH 1 OF 1 REPORTING | |
|-----------------------------------|--|---------------|-------|-----------------------|--|
| STATE REPRESENTATIVE DISTRICT 100 | | | | | |
| (Vote for) 1 | | | | | |
| 01 = MIKE ALLEN | | 40 | 60.61 | | |
| 02 = DEREK GRIER | | 26 | 39.39 | | |
| | | 01 | 02 | | |
| 2326 QUE26,27 | | 40 | 26 | | |

(REPUBLICAN)

| | | VOTES PERCENT | | WITH 22 OF 22 REPORTING | |
|------------------------------|--|---------------|-------|-------------------------|--|
| COMMITTEEMAN QUEENY TOWNSHIP | | | | | |
| (Vote for) 1 | | | | | |
| 01 = ADAM BOHN | | 2,939 | 98.23 | | |
| 02 = INVALID WRITE-IN | | 53 | 1.77 | | |
| | | 01 | 02 | | |
| 2301 QUE1 | | 89 | 3 | | |
| 2302 QUE2,3 | | 48 | 1 | | |
| 2304 QUE4,23 | | 206 | 1 | | |
| 2305 QUE5 | | 66 | 0 | | |
| 2306 QUE6 | | 104 | 0 | | |
| 2307 QUE7,8,11,32,36,46 | | 268 | 10 | | |
| 2309 QUE9 | | 53 | 1 | | |
| 2310 QUE10,44,49 | | 241 | 6 | | |
| 2312 QUE12 | | 58 | 2 | | |
| 2313 QUE13,15,24,41,43 | | 319 | 4 | | |
| 2314 QUE14,22 | | 134 | 1 | | |
| 2316 QUE16,47,48 | | 49 | 3 | | |
| 2317 QUE17,20,40,42 | | 164 | 1 | | |
| 2318 QUE18,30 | | 132 | 2 | | |
| 2319 QUE19 | | 90 | 2 | | |
| 2321 QUE21,25,28,33,34,38 | | 169 | 3 | | |
| 2326 QUE26,27 | | 56 | 2 | | |
| 2329 QUE29 | | 197 | 2 | | |
| 2331 QUE31 | | 143 | 4 | | |
| 2335 QUE35,39 | | 182 | 3 | | |
| 2337 QUE37 | | 133 | 2 | | |
| 2345 QUE45 | | 38 | 0 | | |

(REPUBLICAN)

| | | VOTES PERCENT | | WITH 22 OF 22 REPORTING | |
|------------------------------------|--|---------------|--------|-------------------------|--|
| COMMITTEEWOMAN QUEENY TOWNSHIP | | | | | |
| (Vote for) 1 | | | | | |
| 01 = NO CANDIDATE FILED | | 0 | | | |
| 02 = *SEE OFFICIAL WRITE-IN REPORT | | 218 | 100.00 | | |
| | | 01 | 02 | | |
| 2301 QUE1 | | 0 | 7 | | |
| 2302 QUE2,3 | | 0 | 2 | | |
| 2304 QUE4,23 | | 0 | 14 | | |
| 2305 QUE5 | | 0 | 3 | | |
| 2306 QUE6 | | 0 | 7 | | |
| 2307 QUE7,8,11,32,36,46 | | 0 | 27 | | |
| 2309 QUE9 | | 0 | 1 | | |
| 2310 QUE10,44,49 | | 0 | 24 | | |
| 2312 QUE12 | | 0 | 13 | | |
| 2313 QUE13,15,24,41,43 | | 0 | 21 | | |
| 2314 QUE14,22 | | 0 | 9 | | |
| 2316 QUE16,47,48 | | 0 | 5 | | |
| 2317 QUE17,20,40,42 | | 0 | 11 | | |
| 2318 QUE18,30 | | 0 | 6 | | |
| 2319 QUE19 | | 0 | 4 | | |
| 2321 QUE21,25,28,33,34,38 | | 0 | 8 | | |
| 2326 QUE26,27 | | 0 | 9 | | |
| 2329 QUE29 | | 0 | 13 | | |
| 2331 QUE31 | | 0 | 8 | | |
| 2335 QUE35,39 | | 0 | 16 | | |
| 2337 QUE37 | | 0 | 6 | | |
| 2345 QUE45 | | 0 | 4 | | |

(LIBERTARIAN)

| | | VOTES PERCENT | | WITH 22 OF 22 REPORTING | |
|------------------------|--|---------------|-------|-------------------------|--|
| U.S. SENATE | | | | | |
| (Vote for) 1 | | | | | |
| 01 = JONATHAN DINE | | 14 | 63.64 | | |
| 02 = HERSCHEL L. YOUNG | | 8 | 36.36 | | |

| | 01 | 02 |
|---------------------------|----|----|
| 2301 QUE1 | 2 | 0 |
| 2302 QUE2,3 | 1 | 0 |
| 2304 QUE4,23 | 2 | 1 |
| 2305 QUE5 | 0 | 0 |
| 2306 QUE6 | 1 | 0 |
| 2307 QUE7,8,11,32,36,46 | 0 | 2 |
| 2309 QUE9 | 0 | 0 |
| 2310 QUE10,44,49 | 2 | 0 |
| 2312 QUE12 | 1 | 0 |
| 2313 QUE13,15,24,41,43 | 0 | 0 |
| 2314 QUE14,22 | 1 | 0 |
| 2316 QUE16,47,48 | 0 | 0 |
| 2317 QUE17,20,40,42 | 0 | 0 |
| 2318 QUE18,30 | 1 | 1 |
| 2319 QUE19 | 0 | 0 |
| 2321 QUE21,25,28,33,34,38 | 2 | 1 |
| 2326 QUE26,27 | 0 | 1 |
| 2329 QUE29 | 1 | 0 |
| 2331 QUE31 | 0 | 1 |
| 2335 QUE35,39 | 0 | 0 |
| 2337 QUE37 | 0 | 1 |
| 2345 QUE45 | 0 | 0 |

(LIBERTARIAN)

| | VOTES | PERCENT | WITH 22 OF 22 | REPORTING |
|---|-------|---------|---------------|-----------|
| U.S. REPRESENTATIVE DISTRICT 2 (Vote for) 1 01 = JIM HIGGINS | 23 | 100.00 | | |

| | 01 |
|---------------------------|----|
| 2301 QUE1 | 2 |
| 2302 QUE2,3 | 1 |
| 2304 QUE4,23 | 2 |
| 2305 QUE5 | 0 |
| 2306 QUE6 | 1 |
| 2307 QUE7,8,11,32,36,46 | 2 |
| 2309 QUE9 | 0 |
| 2310 QUE10,44,49 | 2 |
| 2312 QUE12 | 1 |
| 2313 QUE13,15,24,41,43 | 2 |
| 2314 QUE14,22 | 1 |
| 2316 QUE16,47,48 | 0 |
| 2317 QUE17,20,40,42 | 0 |
| 2318 QUE18,30 | 2 |
| 2319 QUE19 | 0 |
| 2321 QUE21,25,28,33,34,38 | 3 |
| 2326 QUE26,27 | 1 |
| 2329 QUE29 | 1 |
| 2331 QUE31 | 1 |
| 2335 QUE35,39 | 0 |
| 2337 QUE37 | 1 |
| 2345 QUE45 | 0 |

(LIBERTARIAN)

| | VOTES | PERCENT | WITH 22 OF 22 | REPORTING |
|---|-------|---------|---------------|-----------|
| GOVERNOR (Vote for) 1 01 = CISSE W. SPRAGINS | 22 | 100.00 | | |

| | 01 |
|---------------------------|----|
| 2301 QUE1 | 2 |
| 2302 QUE2,3 | 1 |
| 2304 QUE4,23 | 2 |
| 2305 QUE5 | 0 |
| 2306 QUE6 | 1 |
| 2307 QUE7,8,11,32,36,46 | 2 |
| 2309 QUE9 | 0 |
| 2310 QUE10,44,49 | 2 |
| 2312 QUE12 | 1 |
| 2313 QUE13,15,24,41,43 | 2 |
| 2314 QUE14,22 | 1 |
| 2316 QUE16,47,48 | 0 |
| 2317 QUE17,20,40,42 | 0 |
| 2318 QUE18,30 | 2 |
| 2319 QUE19 | 0 |
| 2321 QUE21,25,28,33,34,38 | 2 |
| 2326 QUE26,27 | 1 |
| 2329 QUE29 | 1 |
| 2331 QUE31 | 1 |
| 2335 QUE35,39 | 0 |
| 2337 QUE37 | 1 |
| 2345 QUE45 | 0 |

(LIBERTARIAN)

| | VOTES | PERCENT | WITH 22 OF 22 | REPORTING |
|--|-------|---------|---------------|-----------|
| LIEUTENANT GOVERNOR (Vote for) 1 01 = STEVEN R. HEDRICK | 20 | 100.00 | | |

| | 01 |
|---------------------------|----|
| 2301 QUE1 | 2 |
| 2302 QUE2,3 | 1 |
| 2304 QUE4,23 | 2 |
| 2305 QUE5 | 0 |
| 2306 QUE6 | 1 |
| 2307 QUE7,8,11,32,36,46 | 2 |
| 2309 QUE9 | 0 |
| 2310 QUE10,44,49 | 2 |
| 2312 QUE12 | 0 |
| 2313 QUE13,15,24,41,43 | 1 |
| 2314 QUE14,22 | 1 |
| 2316 QUE16,47,48 | 0 |
| 2317 QUE17,20,40,42 | 0 |
| 2318 QUE18,30 | 2 |
| 2319 QUE19 | 0 |
| 2321 QUE21,25,28,33,34,38 | 2 |
| 2326 QUE26,27 | 1 |
| 2329 QUE29 | 1 |
| 2331 QUE31 | 1 |

2335 QUE35,39 0
2337 QUE37 1
2345 QUE45 0

(LIBERTARIAN)

VOTES PERCENT WITH 22 OF 22 REPORTING

SECRETARY OF STATE

(Vote for) 1

01 = CHRIS MORRILL

21 100.00

01

2301 QUE1 2
2302 QUE2,3 1
2304 QUE4,23 2
2305 QUE5 0
2306 QUE6 1
2307 QUE7,8,11,32,36,46 2
2309 QUE9 0
2310 QUE10,44,49 2
2312 QUE12 1
2313 QUE13,15,24,41,43 1
2314 QUE14,22 1
2316 QUE16,47,48 0
2317 QUE17,20,40,42 0
2318 QUE18,30 2
2319 QUE19 0
2321 QUE21,25,28,33,34,38 3
2326 QUE26,27 1
2329 QUE29 1
2331 QUE31 0
2335 QUE35,39 0
2337 QUE37 1
2345 QUE45 0

(LIBERTARIAN)

VOTES PERCENT WITH 22 OF 22 REPORTING

STATE TREASURER

(Vote for) 1

01 = SEAN O'TOOLE

19 100.00

01

2301 QUE1 2
2302 QUE2,3 1
2304 QUE4,23 2
2305 QUE5 0
2306 QUE6 1
2307 QUE7,8,11,32,36,46 2
2309 QUE9 0
2310 QUE10,44,49 2
2312 QUE12 0
2313 QUE13,15,24,41,43 1
2314 QUE14,22 0
2316 QUE16,47,48 0
2317 QUE17,20,40,42 2
2318 QUE18,30 2
2319 QUE19 0
2321 QUE21,25,28,33,34,38 2
2326 QUE26,27 1
2329 QUE29 1
2331 QUE31 1
2335 QUE35,39 0
2337 QUE37 1
2345 QUE45 0

(LIBERTARIAN)

VOTES PERCENT WITH 22 OF 22 REPORTING

ATTORNEY GENERAL

(Vote for) 1

01 = NO CANDIDATE FILED

0

01

2301 QUE1 0
2302 QUE2,3 0
2304 QUE4,23 0
2305 QUE5 0
2306 QUE6 0
2307 QUE7,8,11,32,36,46 0
2309 QUE9 0
2310 QUE10,44,49 0
2312 QUE12 0
2313 QUE13,15,24,41,43 0
2314 QUE14,22 0
2316 QUE16,47,48 0
2317 QUE17,20,40,42 0
2318 QUE18,30 0
2319 QUE19 0
2321 QUE21,25,28,33,34,38 0
2326 QUE26,27 0
2329 QUE29 0
2331 QUE31 0
2335 QUE35,39 0
2337 QUE37 0
2345 QUE45 0

(LIBERTARIAN)

VOTES PERCENT WITH 17 OF 17 REPORTING

STATE SENATOR DISTRICT 15

(Vote for) 1

01 = NO CANDIDATE FILED

0

01

2304 QUE4,23 0
2306 QUE6 0
2307 QUE7,8,11,32,36,46 0
2309 QUE9 0
2310 QUE10,44,49 0
2312 QUE12 0
2313 QUE13,15,24,41,43 0
2314 QUE14,22 0

2316 QUE16,47,48 0
2317 QUE17,20,40,42 0
2319 QUE19 0
2321 QUE21,25,28,33,34,38 0
2329 QUE29 0
2331 QUE31 0
2335 QUE35,39 0
2337 QUE37 0
2345 QUE45 0

(LIBERTARIAN)

VOTES PERCENT WITH 1 OF 1 REPORTING

STATE REPRESENTATIVE DISTRICT 89
(Vote for) 1
01 = NO CANDIDATE FILED

01

2305 QUE5 0

(LIBERTARIAN)

VOTES PERCENT WITH 4 OF 4 REPORTING

STATE REPRESENTATIVE DISTRICT 98
(Vote for) 1
01 = NO CANDIDATE FILED

01

2306 QUE6 0
2309 QUE9 0
2319 QUE19 0
2331 QUE31 0

(LIBERTARIAN)

VOTES PERCENT WITH 16 OF 16 REPORTING

STATE REPRESENTATIVE DISTRICT 99
(Vote for) 1
01 = NO CANDIDATE FILED

01

2301 QUE1 0
2302 QUE2,3 0
2304 QUE4,23 0
2307 QUE7,8,11,32,36,46 0
2310 QUE10,44,49 0
2312 QUE12 0
2313 QUE13,15,24,41,43 0
2314 QUE14,22 0
2316 QUE16,47,48 0
2317 QUE17,20,40,42 0
2318 QUE18,30 0
2321 QUE21,25,28,33,34,38 0
2329 QUE29 0
2335 QUE35,39 0
2337 QUE37 0
2345 QUE45 0

(LIBERTARIAN)

VOTES PERCENT WITH 1 OF 1 REPORTING

STATE REPRESENTATIVE DISTRICT 100
(Vote for) 1
01 = NO CANDIDATE FILED

01

2326 QUE26,27 0

(LIBERTARIAN)

VOTES PERCENT WITH 22 OF 22 REPORTING

COMMITTEEMAN QUEENY TOWNSHIP
(Vote for) 1
01 = NO CANDIDATE FILED
02 = *SEE OFFICIAL WRITE-IN REPORT

01 02

2301 QUE1 0 0
2302 QUE2,3 0 0
2304 QUE4,23 0 0
2305 QUE5 0 0
2306 QUE6 0 0
2307 QUE7,8,11,32,36,46 0 0
2309 QUE9 0 0
2310 QUE10,44,49 0 0
2312 QUE12 0 0
2313 QUE13,15,24,41,43 0 1
2314 QUE14,22 0 0
2316 QUE16,47,48 0 0
2317 QUE17,20,40,42 0 0
2318 QUE18,30 0 0
2319 QUE19 0 0
2321 QUE21,25,28,33,34,38 0 0
2326 QUE26,27 0 0
2329 QUE29 0 0
2331 QUE31 0 0
2335 QUE35,39 0 0
2337 QUE37 0 0
2345 QUE45 0 0

(LIBERTARIAN)

VOTES PERCENT WITH 22 OF 22 REPORTING

COMMITTEEWOMAN QUEENY TOWNSHIP
(Vote for) 1
01 = NO CANDIDATE FILED
02 = *SEE OFFICIAL WRITE-IN REPORT

01 02

2301 QUE1 0 0
2302 QUE2,3 0 0

| | | | |
|------|----------------------|---|---|
| 2304 | QUE4,23 | 0 | 0 |
| 2305 | QUE5 | 0 | 0 |
| 2306 | QUE6 | 0 | 0 |
| 2307 | QUE7,8,11,32,36,46 | 0 | 0 |
| 2309 | QUE9 | 0 | 0 |
| 2310 | QUE10,44,49 | 0 | 0 |
| 2312 | QUE12 | 0 | 0 |
| 2313 | QUE13,15,24,41,43 | 0 | 0 |
| 2314 | QUE14,22 | 0 | 0 |
| 2316 | QUE16,47,48 | 0 | 0 |
| 2317 | QUE17,20,40,42 | 0 | 0 |
| 2318 | QUE18,30 | 0 | 0 |
| 2319 | QUE19 | 0 | 0 |
| 2321 | QUE21,25,28,33,34,38 | 0 | 0 |
| 2326 | QUE26,27 | 0 | 0 |
| 2329 | QUE29 | 0 | 0 |
| 2331 | QUE31 | 0 | 0 |
| 2335 | QUE35,39 | 0 | 0 |
| 2337 | QUE37 | 0 | 0 |
| 2345 | QUE45 | 0 | 0 |

(CONSTITUTION)

VOTES PERCENT WITH 22 OF 22 REPORTING

U.S. SENATE
 (Vote for) 1
 01 = FRED RYMAN

 01

| | | | |
|------|----------------------|---|--|
| 2301 | QUE1 | 0 | |
| 2302 | QUE2,3 | 0 | |
| 2304 | QUE4,23 | 2 | |
| 2305 | QUE5 | 0 | |
| 2306 | QUE6 | 0 | |
| 2307 | QUE7,8,11,32,36,46 | 0 | |
| 2309 | QUE9 | 0 | |
| 2310 | QUE10,44,49 | 0 | |
| 2312 | QUE12 | 0 | |
| 2313 | QUE13,15,24,41,43 | 0 | |
| 2314 | QUE14,22 | 0 | |
| 2316 | QUE16,47,48 | 0 | |
| 2317 | QUE17,20,40,42 | 2 | |
| 2318 | QUE18,30 | 0 | |
| 2319 | QUE19 | 0 | |
| 2321 | QUE21,25,28,33,34,38 | 1 | |
| 2326 | QUE26,27 | 0 | |
| 2329 | QUE29 | 0 | |
| 2331 | QUE31 | 1 | |
| 2335 | QUE35,39 | 0 | |
| 2337 | QUE37 | 0 | |
| 2345 | QUE45 | 0 | |

(CONSTITUTION)

VOTES PERCENT WITH 22 OF 22 REPORTING

U.S. REPRESENTATIVE DISTRICT 2
 (Vote for) 1
 01 = NO CANDIDATE FILED

 01

| | | | |
|------|----------------------|---|--|
| 2301 | QUE1 | 0 | |
| 2302 | QUE2,3 | 0 | |
| 2304 | QUE4,23 | 0 | |
| 2305 | QUE5 | 0 | |
| 2306 | QUE6 | 0 | |
| 2307 | QUE7,8,11,32,36,46 | 0 | |
| 2309 | QUE9 | 0 | |
| 2310 | QUE10,44,49 | 0 | |
| 2312 | QUE12 | 0 | |
| 2313 | QUE13,15,24,41,43 | 0 | |
| 2314 | QUE14,22 | 0 | |
| 2316 | QUE16,47,48 | 0 | |
| 2317 | QUE17,20,40,42 | 0 | |
| 2318 | QUE18,30 | 0 | |
| 2319 | QUE19 | 0 | |
| 2321 | QUE21,25,28,33,34,38 | 0 | |
| 2326 | QUE26,27 | 0 | |
| 2329 | QUE29 | 0 | |
| 2331 | QUE31 | 0 | |
| 2335 | QUE35,39 | 0 | |
| 2337 | QUE37 | 0 | |
| 2345 | QUE45 | 0 | |

(CONSTITUTION)

VOTES PERCENT WITH 22 OF 22 REPORTING

GOVERNOR
 (Vote for) 1
 01 = NO CANDIDATE FILED

 01

| | | | |
|------|----------------------|---|--|
| 2301 | QUE1 | 0 | |
| 2302 | QUE2,3 | 0 | |
| 2304 | QUE4,23 | 0 | |
| 2305 | QUE5 | 0 | |
| 2306 | QUE6 | 0 | |
| 2307 | QUE7,8,11,32,36,46 | 0 | |
| 2309 | QUE9 | 0 | |
| 2310 | QUE10,44,49 | 0 | |
| 2312 | QUE12 | 0 | |
| 2313 | QUE13,15,24,41,43 | 0 | |
| 2314 | QUE14,22 | 0 | |
| 2316 | QUE16,47,48 | 0 | |
| 2317 | QUE17,20,40,42 | 0 | |
| 2318 | QUE18,30 | 0 | |
| 2319 | QUE19 | 0 | |
| 2321 | QUE21,25,28,33,34,38 | 0 | |
| 2326 | QUE26,27 | 0 | |
| 2329 | QUE29 | 0 | |
| 2331 | QUE31 | 0 | |
| 2335 | QUE35,39 | 0 | |
| 2337 | QUE37 | 0 | |
| 2345 | QUE45 | 0 | |

(CONSTITUTION)

VOTES PERCENT WITH 22 OF 22 REPORTING

LIEUTENANT GOVERNOR
(Vote for) 1
01 = NO CANDIDATE FILED

| | VOTES | PERCENT |
|---------------------------|-------|---------|
| ----- | | |
| 01 | | |
| ----- | | |
| 2301 QUE1 | 0 | |
| 2302 QUE2,3 | 0 | |
| 2304 QUE4,23 | 0 | |
| 2305 QUE5 | 0 | |
| 2306 QUE6 | 0 | |
| 2307 QUE7,8,11,32,36,46 | 0 | |
| 2309 QUE9 | 0 | |
| 2310 QUE10,44,49 | 0 | |
| 2312 QUE12 | 0 | |
| 2313 QUE13,15,24,41,43 | 0 | |
| 2314 QUE14,22 | 0 | |
| 2316 QUE16,47,48 | 0 | |
| 2317 QUE17,20,40,42 | 0 | |
| 2318 QUE18,30 | 0 | |
| 2319 QUE19 | 0 | |
| 2321 QUE21,25,28,33,34,38 | 0 | |
| 2326 QUE26,27 | 0 | |
| 2329 QUE29 | 0 | |
| 2331 QUE31 | 0 | |
| 2335 QUE35,39 | 0 | |
| 2337 QUE37 | 0 | |
| 2345 QUE45 | 0 | |

(CONSTITUTION)

VOTES PERCENT WITH 22 OF 22 REPORTING

SECRETARY OF STATE
(Vote for) 1
01 = NO CANDIDATE FILED

| | VOTES | PERCENT |
|---------------------------|-------|---------|
| ----- | | |
| 01 | | |
| ----- | | |
| 2301 QUE1 | 0 | |
| 2302 QUE2,3 | 0 | |
| 2304 QUE4,23 | 0 | |
| 2305 QUE5 | 0 | |
| 2306 QUE6 | 0 | |
| 2307 QUE7,8,11,32,36,46 | 0 | |
| 2309 QUE9 | 0 | |
| 2310 QUE10,44,49 | 0 | |
| 2312 QUE12 | 0 | |
| 2313 QUE13,15,24,41,43 | 0 | |
| 2314 QUE14,22 | 0 | |
| 2316 QUE16,47,48 | 0 | |
| 2317 QUE17,20,40,42 | 0 | |
| 2318 QUE18,30 | 0 | |
| 2319 QUE19 | 0 | |
| 2321 QUE21,25,28,33,34,38 | 0 | |
| 2326 QUE26,27 | 0 | |
| 2329 QUE29 | 0 | |
| 2331 QUE31 | 0 | |
| 2335 QUE35,39 | 0 | |
| 2337 QUE37 | 0 | |
| 2345 QUE45 | 0 | |

(CONSTITUTION)

VOTES PERCENT WITH 22 OF 22 REPORTING

STATE TREASURER
(Vote for) 1
01 = NO CANDIDATE FILED

| | VOTES | PERCENT |
|---------------------------|-------|---------|
| ----- | | |
| 01 | | |
| ----- | | |
| 2301 QUE1 | 0 | |
| 2302 QUE2,3 | 0 | |
| 2304 QUE4,23 | 0 | |
| 2305 QUE5 | 0 | |
| 2306 QUE6 | 0 | |
| 2307 QUE7,8,11,32,36,46 | 0 | |
| 2309 QUE9 | 0 | |
| 2310 QUE10,44,49 | 0 | |
| 2312 QUE12 | 0 | |
| 2313 QUE13,15,24,41,43 | 0 | |
| 2314 QUE14,22 | 0 | |
| 2316 QUE16,47,48 | 0 | |
| 2317 QUE17,20,40,42 | 0 | |
| 2318 QUE18,30 | 0 | |
| 2319 QUE19 | 0 | |
| 2321 QUE21,25,28,33,34,38 | 0 | |
| 2326 QUE26,27 | 0 | |
| 2329 QUE29 | 0 | |
| 2331 QUE31 | 0 | |
| 2335 QUE35,39 | 0 | |
| 2337 QUE37 | 0 | |
| 2345 QUE45 | 0 | |

(CONSTITUTION)

VOTES PERCENT WITH 22 OF 22 REPORTING

ATTORNEY GENERAL
(Vote for) 1
01 = NO CANDIDATE FILED

| | VOTES | PERCENT |
|-------------------------|-------|---------|
| ----- | | |
| 01 | | |
| ----- | | |
| 2301 QUE1 | 0 | |
| 2302 QUE2,3 | 0 | |
| 2304 QUE4,23 | 0 | |
| 2305 QUE5 | 0 | |
| 2306 QUE6 | 0 | |
| 2307 QUE7,8,11,32,36,46 | 0 | |
| 2309 QUE9 | 0 | |
| 2310 QUE10,44,49 | 0 | |
| 2312 QUE12 | 0 | |
| 2313 QUE13,15,24,41,43 | 0 | |
| 2314 QUE14,22 | 0 | |
| 2316 QUE16,47,48 | 0 | |

| | | |
|------|----------------------|---|
| 2317 | QUE17,20,40,42 | 0 |
| 2318 | QUE18,30 | 0 |
| 2319 | QUE19 | 0 |
| 2321 | QUE21,25,28,33,34,38 | 0 |
| 2326 | QUE26,27 | 0 |
| 2329 | QUE29 | 0 |
| 2331 | QUE31 | 0 |
| 2335 | QUE35,39 | 0 |
| 2337 | QUE37 | 0 |
| 2345 | QUE45 | 0 |

=====

(CONSTITUTION) VOTES PERCENT WITH 17 OF 17 REPORTING

STATE SENATOR DISTRICT 15
 (Vote for) 1
 01 = NO CANDIDATE FILED 0

 01

| | | |
|------|----------------------|---|
| 2304 | QUE4,23 | 0 |
| 2306 | QUE6 | 0 |
| 2307 | QUE7,8,11,32,36,46 | 0 |
| 2309 | QUE9 | 0 |
| 2310 | QUE10,44,49 | 0 |
| 2312 | QUE12 | 0 |
| 2313 | QUE13,15,24,41,43 | 0 |
| 2314 | QUE14,22 | 0 |
| 2316 | QUE16,47,48 | 0 |
| 2317 | QUE17,20,40,42 | 0 |
| 2319 | QUE19 | 0 |
| 2321 | QUE21,25,28,33,34,38 | 0 |
| 2329 | QUE29 | 0 |
| 2331 | QUE31 | 0 |
| 2335 | QUE35,39 | 0 |
| 2337 | QUE37 | 0 |
| 2345 | QUE45 | 0 |

=====

(CONSTITUTION) VOTES PERCENT WITH 1 OF 1 REPORTING

STATE REPRESENTATIVE DISTRICT 89
 (Vote for) 1
 01 = NO CANDIDATE FILED 0

 01

| | | |
|------|------|---|
| 2305 | QUE5 | 0 |
|------|------|---|

=====

(CONSTITUTION) VOTES PERCENT WITH 4 OF 4 REPORTING

STATE REPRESENTATIVE DISTRICT 98
 (Vote for) 1
 01 = NO CANDIDATE FILED 0

 01

| | | |
|------|-------|---|
| 2306 | QUE6 | 0 |
| 2309 | QUE9 | 0 |
| 2319 | QUE19 | 0 |
| 2331 | QUE31 | 0 |

=====

(CONSTITUTION) VOTES PERCENT WITH 16 OF 16 REPORTING

STATE REPRESENTATIVE DISTRICT 99
 (Vote for) 1
 01 = NO CANDIDATE FILED 0

 01

| | | |
|------|----------------------|---|
| 2301 | QUE1 | 0 |
| 2302 | QUE2,3 | 0 |
| 2304 | QUE4,23 | 0 |
| 2307 | QUE7,8,11,32,36,46 | 0 |
| 2310 | QUE10,44,49 | 0 |
| 2312 | QUE12 | 0 |
| 2313 | QUE13,15,24,41,43 | 0 |
| 2314 | QUE14,22 | 0 |
| 2316 | QUE16,47,48 | 0 |
| 2317 | QUE17,20,40,42 | 0 |
| 2318 | QUE18,30 | 0 |
| 2321 | QUE21,25,28,33,34,38 | 0 |
| 2329 | QUE29 | 0 |
| 2335 | QUE35,39 | 0 |
| 2337 | QUE37 | 0 |
| 2345 | QUE45 | 0 |

=====

(CONSTITUTION) VOTES PERCENT WITH 1 OF 1 REPORTING

STATE REPRESENTATIVE DISTRICT 100
 (Vote for) 1
 01 = NO CANDIDATE FILED 0

 01

| | | |
|------|----------|---|
| 2326 | QUE26,27 | 0 |
|------|----------|---|

=====

(CONSTITUTION) VOTES PERCENT WITH 22 OF 22 REPORTING

COMMITTEEMAN QUEENY TOWNSHIP
 (Vote for) 1
 01 = NO CANDIDATE FILED 0
 02 = *SEE OFFICIAL WRITE-IN REPORT 0

 01 02

| | | | |
|------|--------------------|---|---|
| 2301 | QUE1 | 0 | 0 |
| 2302 | QUE2,3 | 0 | 0 |
| 2304 | QUE4,23 | 0 | 0 |
| 2305 | QUE5 | 0 | 0 |
| 2306 | QUE6 | 0 | 0 |
| 2307 | QUE7,8,11,32,36,46 | 0 | 0 |
| 2309 | QUE9 | 0 | 0 |

| | | | |
|------|----------------------|---|---|
| 2310 | QUE10,44,49 | 0 | 0 |
| 2312 | QUE12 | 0 | 0 |
| 2313 | QUE13,15,24,41,43 | 0 | 0 |
| 2314 | QUE14,22 | 0 | 0 |
| 2316 | QUE16,47,48 | 0 | 0 |
| 2317 | QUE17,20,40,42 | 0 | 0 |
| 2318 | QUE18,30 | 0 | 0 |
| 2319 | QUE19 | 0 | 0 |
| 2321 | QUE21,25,28,33,34,38 | 0 | 0 |
| 2326 | QUE26,27 | 0 | 0 |
| 2329 | QUE29 | 0 | 0 |
| 2331 | QUE31 | 0 | 0 |
| 2335 | QUE35,39 | 0 | 0 |
| 2337 | QUE37 | 0 | 0 |
| 2345 | QUE45 | 0 | 0 |

(CONSTITUTION)

VOTES PERCENT

WITH 22 OF 22 REPORTING

COMMITTEEWOMAN QUEENY TOWNSHIP

(Vote for) 1

01 = NO CANDIDATE FILED

02 = *SEE OFFICIAL WRITE-IN REPORT

0

0

01 02

| | | | |
|------|----------------------|---|---|
| 2301 | QUE1 | 0 | 0 |
| 2302 | QUE2,3 | 0 | 0 |
| 2304 | QUE4,23 | 0 | 0 |
| 2305 | QUE5 | 0 | 0 |
| 2306 | QUE6 | 0 | 0 |
| 2307 | QUE7,8,11,32,36,46 | 0 | 0 |
| 2309 | QUE9 | 0 | 0 |
| 2310 | QUE10,44,49 | 0 | 0 |
| 2312 | QUE12 | 0 | 0 |
| 2313 | QUE13,15,24,41,43 | 0 | 0 |
| 2314 | QUE14,22 | 0 | 0 |
| 2316 | QUE16,47,48 | 0 | 0 |
| 2317 | QUE17,20,40,42 | 0 | 0 |
| 2318 | QUE18,30 | 0 | 0 |
| 2319 | QUE19 | 0 | 0 |
| 2321 | QUE21,25,28,33,34,38 | 0 | 0 |
| 2326 | QUE26,27 | 0 | 0 |
| 2329 | QUE29 | 0 | 0 |
| 2331 | QUE31 | 0 | 0 |
| 2335 | QUE35,39 | 0 | 0 |
| 2337 | QUE37 | 0 | 0 |
| 2345 | QUE45 | 0 | 0 |

WE, THE BOARD OF ELECTION COMMISSIONERS OF ST. LOUIS COUNTY, MISSOURI, ACTING AS THE VERIFICATION BOARD PURSUANT TO SECTION 115.507,RSMo, HEREBY CERTIFY THE FOREGOING TO BE A TRUE AND CORRECT ABSTRACT OF VOTES CAST FOR THE CANDIDATES AND ISSUES AT THE PRIMARY ELECTION HELD IN ST. LOUIS COUNTY, MISSOURI, ON AUGUST 2, 2016. IN TESTIMONY WHEREOF, WE HAVE HEREUNTO SET OUR HAND AT OUR OFFICE IN MAPLEWOOD, ST. LOUIS COUNTY, MISSOURI, ON AUGUST 16, 2016.

Richard H. Kellett
RICHARD H. KELLETT, CHAIRMAN

John W. Maupin
JOHN W. MAUPIN, SECRETARY

Trudi McCollum Foushee
TRUDI MCCOLLUM FOUSHEE, COMMISSIONER

John P. King
JOHN P. KING, COMMISSIONER



ST FERDINAND TOWNSHIP
RUN DATE:08/15/16 12:38 PM

PRIMARY ELECTION
ST. LOUIS COUNTY, MISSOURI
TUESDAY, AUGUST 2, 2016
STATISTICS

OFFICIAL FINAL RESULTS

| | | WITH 20 OF 20 PRECINCTS REPORTING | | | | | | | | TOTAL | PERCENT |
|------|----------------|-----------------------------------|---------|------|-----|----|----|----------------------------------|-------|-------|---------|
| | | TOTAL | PERCENT | | | | | 05 = BALLOTS CAST - LIBERTARIAN | 16 | .37 | |
| | | 19,095 | | | | | | 06 = BALLOTS CAST - CONSTITUTION | 6 | .14 | |
| | | 4,284 | | | | | | 07 = BALLOTS CAST - NONPARTISAN | 9 | .21 | |
| | | 3,705 | 86.48 | | | | | 08 = VOTER TURNOUT - TOTAL | 22.44 | | |
| | | 548 | 12.79 | | | | | | | | |
| | | 01 | 02 | 03 | 04 | 05 | 06 | 07 | 08 | | |
| 2401 | SF1,2 | 1451 | .364 | .351 | .13 | .0 | .0 | .0 | 25.09 | | |
| 2403 | SF3 | 592 | .143 | .139 | .4 | .0 | .0 | .0 | 24.16 | | |
| 2404 | SF4 | 1389 | .219 | .206 | .13 | .0 | .0 | .0 | 15.77 | | |
| 2405 | SF5,8,12,19,28 | 894 | .225 | .195 | .27 | .0 | .1 | .2 | 25.17 | | |
| 2406 | SF6,9 | 1526 | .307 | .254 | .49 | .4 | .0 | .0 | 20.12 | | |
| 2407 | SF7,33 | 1500 | .330 | .260 | .69 | .0 | .1 | .0 | 22.00 | | |
| 2410 | SF10 | 981 | .227 | .169 | .56 | .2 | .0 | .0 | 23.14 | | |
| 2411 | SF11,17,21,27 | 1054 | .160 | .139 | .20 | .0 | .1 | .0 | 15.18 | | |
| 2413 | SF13,14 | 1888 | .495 | .457 | .34 | .2 | .0 | .2 | 26.22 | | |
| 2415 | SF15,16 | 1651 | .446 | .386 | .55 | .1 | .0 | .4 | 27.01 | | |
| 2418 | SF18,26 | 1149 | .330 | .282 | .45 | .2 | .0 | .1 | 28.72 | | |
| 2420 | SF20 | 1067 | .227 | .199 | .26 | .1 | .1 | .0 | 21.27 | | |
| 2422 | SF22 | 163 | .25 | .21 | .4 | .0 | .0 | .0 | 15.34 | | |
| 2423 | SF23,29 | 1030 | .170 | .151 | .18 | .0 | .1 | .0 | 16.50 | | |
| 2424 | SF24 | 202 | .64 | .53 | .11 | .0 | .0 | .0 | 31.68 | | |
| 2425 | SF25,35 | 1193 | .312 | .259 | .52 | .1 | .0 | .0 | 26.15 | | |
| 2430 | SF30 | 34 | .7 | .7 | .0 | .0 | .0 | .0 | 20.59 | | |
| 2431 | SF31 | 241 | .44 | .31 | .12 | .0 | .1 | .0 | 18.26 | | |
| 2432 | SF32 | 1060 | .187 | .146 | .38 | .3 | .0 | .0 | 17.64 | | |
| 2434 | SF34 | 30 | .2 | .0 | .2 | .0 | .0 | .0 | 6.67 | | |

| (DEMOCRATIC) | | WITH 20 OF 20 REPORTING | | | | VOTES | PERCENT |
|------------------------------|----------------|-------------------------|---------|-------------------|----|-------|---------|
| U.S. SENATE (Vote for) 1 | | VOTES | PERCENT | | | VOTES | PERCENT |
| 01 = CHIEF WANA DUBIE | | 404 | 11.81 | 03 = JASON KANDER | | 2,074 | 60.64 |
| 02 = CORI BUSH | | 562 | 16.43 | 04 = ROBERT MACK | | 380 | 11.11 |
| | | 01 | 02 | 03 | 04 | | |
| 2401 | SF1,2 | 43 | 50 | 199 | 36 | | |
| 2403 | SF3 | 17 | 21 | 85 | 9 | | |
| 2404 | SF4 | 29 | 42 | 83 | 31 | | |
| 2405 | SF5,8,12,19,28 | 28 | 34 | 94 | 21 | | |
| 2406 | SF6,9 | 25 | 39 | 146 | 32 | | |
| 2407 | SF7,33 | 28 | 45 | 140 | 23 | | |
| 2410 | SF10 | 19 | 28 | 100 | 20 | | |
| 2411 | SF11,17,21,27 | 18 | 25 | 74 | 15 | | |
| 2413 | SF13,14 | 36 | 59 | 265 | 43 | | |
| 2415 | SF15,16 | 32 | 54 | 225 | 41 | | |
| 2418 | SF18,26 | 29 | 39 | 165 | 28 | | |
| 2420 | SF20 | 29 | 29 | 107 | 20 | | |
| 2422 | SF22 | 3 | 5 | 11 | 0 | | |
| 2423 | SF23,29 | 18 | 24 | 86 | 11 | | |
| 2424 | SF24 | 4 | 4 | 36 | 8 | | |
| 2425 | SF25,35 | 23 | 40 | 155 | 25 | | |
| 2430 | SF30 | 0 | 1 | 6 | 0 | | |
| 2431 | SF31 | 6 | 5 | 17 | 2 | | |
| 2432 | SF32 | 17 | 18 | 80 | 15 | | |
| 2434 | SF34 | 0 | 0 | 0 | 0 | | |

| (DEMOCRATIC) | | WITH 20 OF 20 REPORTING | | | | VOTES | PERCENT |
|---|----------------|-------------------------|---------|-------------------------------|--|-------|---------|
| U.S. REPRESENTATIVE DISTRICT 1 (Vote for) 1 | | VOTES | PERCENT | | | VOTES | PERCENT |
| 01 = (WILLIAM) BILL HAAS | | 245 | 6.68 | 03 = MARIA N. CHAPPELLE-NADAL | | 862 | 23.51 |
| 02 = LACY CLAY | | 2,560 | 69.81 | | | | |
| | | 01 | 02 | 03 | | | |
| 2401 | SF1,2 | 15 | 260 | 75 | | | |
| 2403 | SF3 | 7 | 104 | 28 | | | |
| 2404 | SF4 | 7 | 154 | 43 | | | |
| 2405 | SF5,8,12,19,28 | 11 | 133 | 47 | | | |
| 2406 | SF6,9 | 9 | 178 | 65 | | | |
| 2407 | SF7,33 | 23 | 183 | 51 | | | |
| 2410 | SF10 | 15 | 106 | 48 | | | |
| 2411 | SF11,17,21,27 | 12 | 111 | 16 | | | |
| 2413 | SF13,14 | 24 | 311 | 120 | | | |
| 2415 | SF15,16 | 35 | 234 | 110 | | | |
| 2418 | SF18,26 | 21 | 195 | 63 | | | |
| 2420 | SF20 | 9 | 138 | 47 | | | |
| 2422 | SF22 | 1 | 13 | 7 | | | |
| 2423 | SF23,29 | 11 | 106 | 32 | | | |
| 2424 | SF24 | 3 | 36 | 14 | | | |
| 2425 | SF25,35 | 22 | 179 | 54 | | | |
| 2430 | SF30 | 0 | 2 | 5 | | | |
| 2431 | SF31 | 7 | 18 | 6 | | | |
| 2432 | SF32 | 13 | 99 | 31 | | | |
| 2434 | SF34 | 0 | 0 | 0 | | | |

| (DEMOCRATIC) | | WITH 20 OF 20 REPORTING | | | | VOTES | PERCENT |
|----------------------------------|----------------|-------------------------|---------|-------------------------|----|-------|---------|
| GOVERNOR (Vote for) 1 | | VOTES | PERCENT | | | VOTES | PERCENT |
| 01 = LEONARD JOSEPH STEINMAN, II | | 182 | 5.22 | 03 = ERIC MORRISON | | 379 | 10.87 |
| 02 = CHRIS KOSTER | | 2,613 | 74.91 | 04 = CHARLES B. WHEELER | | 314 | 9.00 |
| | | 01 | 02 | 03 | 04 | | |
| 2401 | SF1,2 | 22 | 250 | 31 | 31 | | |
| 2403 | SF3 | 7 | 107 | 7 | 12 | | |
| 2404 | SF4 | 17 | 118 | 33 | 26 | | |
| 2405 | SF5,8,12,19,28 | 14 | 125 | 22 | 17 | | |
| 2406 | SF6,9 | 7 | 179 | 29 | 29 | | |
| 2407 | SF7,33 | 16 | 179 | 25 | 24 | | |
| 2410 | SF10 | 9 | 123 | 19 | 15 | | |
| 2411 | SF11,17,21,27 | 5 | 88 | 26 | 12 | | |
| 2413 | SF13,14 | 17 | 330 | 39 | 29 | | |
| 2415 | SF15,16 | 21 | 270 | 43 | 28 | | |

| | | | | |
|--------------|----|-----|----|----|
| 2418 SF18,26 | 11 | 196 | 32 | 26 |
| 2420 SF20 | 8 | 148 | 18 | 14 |
| 2422 SF22 | 1 | 14 | 3 | 2 |
| 2423 SF23,29 | 6 | 122 | 11 | 8 |
| 2424 SF24 | 2 | 44 | 3 | 4 |
| 2425 SF25,35 | 11 | 188 | 25 | 18 |
| 2430 SF30 | 0 | 7 | 0 | 0 |
| 2431 SF31 | 2 | 20 | 4 | 4 |
| 2432 SF32 | 6 | 105 | 9 | 15 |
| 2434 SF34 | 0 | 0 | 0 | 0 |

(DEMOCRATIC)

| | | VOTES | PERCENT | WITH 20 OF 20 REPORTING | VOTES | PERCENT |
|---------------------|--|-------|---------|--------------------------|-------|---------|
| LIEUTENANT GOVERNOR | | | | | | |
| (Vote for) 1 | | | | | | |
| 01 = WINSTON APPLE | | 193 | 5.42 | | | |
| 02 = RUSS CARNAHAN | | 1,605 | 45.11 | 03 = TOMMIE PIERSON, SR. | 1,760 | 49.47 |

01 02 03

| | | | |
|---------------------|----|-----|-----|
| 2401 SF1,2 | 24 | 192 | 121 |
| 2403 SF3 | 6 | 87 | 39 |
| 2404 SF4 | 14 | 116 | 63 |
| 2405 SF5,8,12,19,28 | 15 | 73 | 99 |
| 2406 SF6,9 | 5 | 89 | 152 |
| 2407 SF7,33 | 19 | 101 | 128 |
| 2410 SF10 | 8 | 92 | 65 |
| 2411 SF11,17,21,27 | 6 | 50 | 80 |
| 2413 SF13,14 | 16 | 172 | 250 |
| 2415 SF15,16 | 19 | 154 | 198 |
| 2418 SF18,26 | 18 | 134 | 115 |
| 2420 SF20 | 14 | 71 | 104 |
| 2422 SF22 | 3 | 12 | 4 |
| 2423 SF23,29 | 7 | 61 | 78 |
| 2424 SF24 | 2 | 37 | 13 |
| 2425 SF25,35 | 9 | 88 | 159 |
| 2430 SF30 | 0 | 2 | 5 |
| 2431 SF31 | 1 | 16 | 14 |
| 2432 SF32 | 7 | 58 | 73 |
| 2434 SF34 | 0 | 0 | 0 |

(DEMOCRATIC)

| | | VOTES | PERCENT | WITH 20 OF 20 REPORTING | VOTES | PERCENT |
|-------------------------|--|-------|---------|-------------------------|-------|---------|
| SECRETARY OF STATE | | | | | | |
| (Vote for) 1 | | | | | | |
| 01 = BILL CLINTON YOUNG | | 417 | 11.80 | | | |
| 02 = ROBIN SMITH | | 2,963 | 83.87 | 03 = MD RABBI ALAM | 153 | 4.33 |

01 02 03

| | | | |
|---------------------|----|-----|----|
| 2401 SF1,2 | 35 | 294 | 14 |
| 2403 SF3 | 17 | 117 | 3 |
| 2404 SF4 | 22 | 167 | 10 |
| 2405 SF5,8,12,19,28 | 22 | 149 | 9 |
| 2406 SF6,9 | 30 | 206 | 13 |
| 2407 SF7,33 | 31 | 205 | 10 |
| 2410 SF10 | 20 | 144 | 2 |
| 2411 SF11,17,21,27 | 19 | 111 | 5 |
| 2413 SF13,14 | 32 | 371 | 21 |
| 2415 SF15,16 | 40 | 303 | 18 |
| 2418 SF18,26 | 30 | 231 | 11 |
| 2420 SF20 | 20 | 157 | 9 |
| 2422 SF22 | 1 | 20 | 0 |
| 2423 SF23,29 | 23 | 119 | 4 |
| 2424 SF24 | 7 | 41 | 5 |
| 2425 SF25,35 | 38 | 197 | 9 |
| 2430 SF30 | 0 | 6 | 1 |
| 2431 SF31 | 7 | 19 | 4 |
| 2432 SF32 | 23 | 106 | 5 |
| 2434 SF34 | 0 | 0 | 0 |

(DEMOCRATIC)

| | | VOTES | PERCENT | WITH 20 OF 20 REPORTING | VOTES | PERCENT |
|--------------------|--|-------|---------|-------------------------|-------|---------|
| STATE TREASURER | | | | | | |
| (Vote for) 1 | | | | | | |
| 01 = PAT CONTRERAS | | 1,824 | 54.06 | | | |
| 02 = JUDY BAKER | | 1,550 | 45.94 | | | |

01 02

| | | |
|---------------------|-----|-----|
| 2401 SF1,2 | 147 | 178 |
| 2403 SF3 | 81 | 50 |
| 2404 SF4 | 83 | 102 |
| 2405 SF5,8,12,19,28 | 98 | 78 |
| 2406 SF6,9 | 126 | 110 |
| 2407 SF7,33 | 124 | 116 |
| 2410 SF10 | 90 | 73 |
| 2411 SF11,17,21,27 | 63 | 69 |
| 2413 SF13,14 | 225 | 170 |
| 2415 SF15,16 | 202 | 143 |
| 2418 SF18,26 | 144 | 111 |
| 2420 SF20 | 99 | 82 |
| 2422 SF22 | 10 | 9 |
| 2423 SF23,29 | 86 | 55 |
| 2424 SF24 | 20 | 28 |
| 2425 SF25,35 | 137 | 102 |
| 2430 SF30 | 3 | 4 |
| 2431 SF31 | 21 | 7 |
| 2432 SF32 | 65 | 63 |
| 2434 SF34 | 0 | 0 |

(DEMOCRATIC)

| | | VOTES | PERCENT | WITH 20 OF 20 REPORTING | VOTES | PERCENT |
|---------------------|--|-------|---------|-------------------------|-------|---------|
| ATTORNEY GENERAL | | | | | | |
| (Vote for) 1 | | | | | | |
| 01 = JAKE ZIMMERMAN | | 1,490 | 42.63 | | | |
| 02 = TERESA HENSLEY | | 2,005 | 57.37 | | | |

01 02

| | | |
|------------|-----|-----|
| 2401 SF1,2 | 138 | 201 |
| 2403 SF3 | 47 | 86 |
| 2404 SF4 | 73 | 119 |

| | | |
|---------------------|-----|-----|
| 2405 SF5,8,12,19,28 | 84 | 98 |
| 2406 SF6,9 | 99 | 144 |
| 2407 SF7,33 | 101 | 141 |
| 2410 SF10 | 58 | 107 |
| 2411 SF11,17,21,27 | 65 | 69 |
| 2413 SF13,14 | 153 | 267 |
| 2415 SF15,16 | 161 | 203 |
| 2418 SF18,26 | 116 | 146 |
| 2420 SF20 | 83 | 107 |
| 2422 SF22 | 4 | 15 |
| 2423 SF23,29 | 76 | 68 |
| 2424 SF24 | 26 | 26 |
| 2425 SF25,35 | 115 | 127 |
| 2430 SF30 | 3 | 4 |
| 2431 SF31 | 15 | 15 |
| 2432 SF32 | 73 | 62 |
| 2434 SF34 | 0 | 0 |

(DEMOCRATIC)

WITH 20 OF 20 REPORTING
 VOTES PERCENT
 STATE SENATOR DISTRICT 13
 (Vote for) 1
 01 = GINA WALSH 3,056 100.00

| | | |
|---------------------|-----|--|
| | 01 | |
| 2401 SF1,2 | 277 | |
| 2403 SF3 | 104 | |
| 2404 SF4 | 153 | |
| 2405 SF5,8,12,19,28 | 159 | |
| 2406 SF6,9 | 207 | |
| 2407 SF7,33 | 229 | |
| 2410 SF10 | 151 | |
| 2411 SF11,17,21,27 | 117 | |
| 2413 SF13,14 | 383 | |
| 2415 SF15,16 | 315 | |
| 2418 SF18,26 | 239 | |
| 2420 SF20 | 169 | |
| 2422 SF22 | 11 | |
| 2423 SF23,29 | 137 | |
| 2424 SF24 | 42 | |
| 2425 SF25,35 | 216 | |
| 2430 SF30 | 7 | |
| 2431 SF31 | 27 | |
| 2432 SF32 | 113 | |
| 2434 SF34 | 0 | |

(DEMOCRATIC)

WITH 14 OF 14 REPORTING
 VOTES PERCENT VOTES PERCENT
 STATE REPRESENTATIVE DISTRICT 66
 (Vote for) 1
 01 = TOMMIE PIERSON, JR. 1,508 53.61
 02 = KHALIL ABDUL MUMIN 397 14.11
 03 = MARLENE TERRY 908 32.28

| | | | |
|---------------------|-----|----|-----|
| | 01 | 02 | 03 |
| 2405 SF5,8,12,19,28 | 107 | 22 | 56 |
| 2406 SF6,9 | 143 | 33 | 69 |
| 2407 SF7,33 | 128 | 40 | 76 |
| 2410 SF10 | 84 | 31 | 50 |
| 2411 SF11,17,21,27 | 87 | 12 | 36 |
| 2413 SF13,14 | 201 | 46 | 198 |
| 2415 SF15,16 | 201 | 52 | 117 |
| 2418 SF18,26 | 114 | 46 | 108 |
| 2420 SF20 | 99 | 51 | 44 |
| 2423 SF23,29 | 76 | 10 | 55 |
| 2425 SF25,35 | 170 | 32 | 53 |
| 2431 SF31 | 16 | 4 | 9 |
| 2432 SF32 | 82 | 18 | 37 |
| 2434 SF34 | 0 | 0 | 0 |

(DEMOCRATIC)

WITH 6 OF 6 REPORTING
 VOTES PERCENT
 STATE REPRESENTATIVE DISTRICT 75
 (Vote for) 1
 01 = ALAN GRAY 518 71.15
 02 = TEONA McGHAW-BOURE 210 28.85

| | | |
|------------|-----|----|
| | 01 | 02 |
| 2401 SF1,2 | 241 | 89 |
| 2403 SF3 | 108 | 22 |
| 2404 SF4 | 118 | 72 |
| 2422 SF22 | 11 | 9 |
| 2424 SF24 | 36 | 16 |
| 2430 SF30 | 4 | 2 |

(DEMOCRATIC)

WITH 15 OF 15 REPORTING
 VOTES PERCENT
 COUNTY COUNCIL DISTRICT 4
 (Vote for) 1
 01 = MIKE O'MARA 908 34.33
 02 = ROCHELLE WALTON GRAY 1,737 65.67

| | | |
|---------------------|-----|-----|
| | 01 | 02 |
| 2401 SF1,2 | 45 | 297 |
| 2403 SF3 | 17 | 118 |
| 2404 SF4 | 21 | 181 |
| 2405 SF5,8,12,19,28 | 64 | 119 |
| 2406 SF6,9 | 95 | 150 |
| 2407 SF7,33 | 103 | 141 |
| 2410 SF10 | 63 | 101 |
| 2411 SF11,17,21,27 | 60 | 76 |
| 2418 SF18,26 | 123 | 142 |
| 2420 SF20 | 54 | 140 |
| 2423 SF23,29 | 67 | 82 |
| 2425 SF25,35 | 135 | 111 |
| 2430 SF30 | 1 | 6 |
| 2432 SF32 | 60 | 73 |
| 2434 SF34 | 0 | 0 |

(DEMOCRATIC)

VOTES PERCENT WITH 20 OF 20 REPORTING

COMMITTEEMAN ST. FERDINAND TOWNSHIP

(Vote for) 1
01 = NO CANDIDATE FILED 0
02 = *SEE OFFICIAL WRITE-IN REPORT 589 100.00

Table with 2 columns: SF ID, VOTES. Rows include SF1,2 through SF34.

(DEMOCRATIC)

VOTES PERCENT WITH 20 OF 20 REPORTING

COMMITTEEWOMAN ST. FERDINAND TOWNSHIP

(Vote for) 1
01 = CHEVON WEAVER 2,508 95.76
02 = INVALID WRITE-IN 111 4.24

Table with 2 columns: SF ID, VOTES. Rows include SF1,2 through SF34.

(REPUBLICAN)

VOTES PERCENT WITH 20 OF 20 REPORTING

U.S. SENATE

(Vote for) 1
01 = ROY BLUNT 384 71.91 03 = BERNIE MOWINSKI 29 5.43
02 = KRISTI NICHOLS 99 18.54 04 = RYAN D. LUETHY 22 4.12

Table with 4 columns: SF ID, VOTES, PERCENT. Rows include SF1,2 through SF34.

(REPUBLICAN)

VOTES PERCENT WITH 20 OF 20 REPORTING

U.S. REPRESENTATIVE DISTRICT 1

(Vote for) 1
01 = STEVEN G. BAILEY 335 68.93
02 = PAUL BERRY, III 151 31.07

Table with 2 columns: SF ID, VOTES. Rows include SF1,2 through SF24.

| | | |
|--------------|----|----|
| 2425 SF25,35 | 33 | 11 |
| 2430 SF30 | 0 | 0 |
| 2431 SF31 | 6 | 5 |
| 2432 SF32 | 19 | 12 |
| 2434 SF34 | 1 | 1 |

(REPUBLICAN)

| | | VOTES | | PERCENT | | WITH 20 OF 20 REPORTING | | VOTES | | PERCENT | |
|------------------------|----|-------|----|---------|--|-------------------------|--|-------|--|---------|--|
| GOVERNOR | | | | | | | | | | | |
| (Vote for) 1 | | | | | | | | | | | |
| 01 = CATHERINE HANAWAY | | 146 | | 26.79 | | 03 = JOHN BRUNNER | | 99 | | 18.17 | |
| 02 = ERIC GREITENS | | 180 | | 33.03 | | 04 = PETER D. KINDER | | 120 | | 22.02 | |
| | | ----- | | ----- | | | | | | | |
| | | 01 | | 02 | | 03 | | 04 | | | |
| | | ----- | | ----- | | ----- | | ----- | | | |
| 2401 SF1,2 | 4 | 5 | 0 | 4 | | | | | | | |
| 2403 SF3 | 0 | 1 | 2 | 1 | | | | | | | |
| 2404 SF4 | 3 | 4 | 4 | 2 | | | | | | | |
| 2405 SF5,8,12,19,28 | 6 | 13 | 5 | 3 | | | | | | | |
| 2406 SF6,9 | 11 | 21 | 7 | 9 | | | | | | | |
| 2407 SF7,33 | 20 | 24 | 14 | 11 | | | | | | | |
| 2410 SF10 | 16 | 13 | 11 | 15 | | | | | | | |
| 2411 SF11,17,21,27 | 8 | 4 | 4 | 4 | | | | | | | |
| 2413 SF13,14 | 10 | 11 | 7 | 6 | | | | | | | |
| 2415 SF15,16 | 19 | 13 | 10 | 13 | | | | | | | |
| 2418 SF18,26 | 14 | 10 | 6 | 14 | | | | | | | |
| 2420 SF20 | 2 | 7 | 8 | 9 | | | | | | | |
| 2422 SF22 | 1 | 0 | 1 | 2 | | | | | | | |
| 2423 SF23,29 | 7 | 8 | 0 | 3 | | | | | | | |
| 2424 SF24 | 4 | 3 | 4 | 0 | | | | | | | |
| 2425 SF25,35 | 12 | 20 | 9 | 11 | | | | | | | |
| 2430 SF30 | 0 | 0 | 0 | 0 | | | | | | | |
| 2431 SF31 | 1 | 7 | 2 | 2 | | | | | | | |
| 2432 SF32 | 8 | 15 | 4 | 11 | | | | | | | |
| 2434 SF34 | 0 | 1 | 1 | 0 | | | | | | | |

(REPUBLICAN)

| | | VOTES | | PERCENT | | WITH 20 OF 20 REPORTING | | VOTES | | PERCENT | |
|--------------------------|---|-------|----|---------|--|-------------------------|--|-------|--|---------|--|
| LIEUTENANT GOVERNOR | | | | | | | | | | | |
| (Vote for) 1 | | | | | | | | | | | |
| 01 = ARNIE C. AC DIENOFF | | 38 | | 7.20 | | 03 = MIKE PARSON | | 271 | | 51.33 | |
| 02 = BEV RANLDES | | 219 | | 41.48 | | | | | | | |
| | | ----- | | ----- | | | | | | | |
| | | 01 | | 02 | | 03 | | | | | |
| | | ----- | | ----- | | ----- | | | | | |
| 2401 SF1,2 | 2 | 5 | 6 | | | | | | | | |
| 2403 SF3 | 0 | 2 | 2 | | | | | | | | |
| 2404 SF4 | 0 | 4 | 8 | | | | | | | | |
| 2405 SF5,8,12,19,28 | 2 | 10 | 12 | | | | | | | | |
| 2406 SF6,9 | 2 | 21 | 25 | | | | | | | | |
| 2407 SF7,33 | 4 | 25 | 39 | | | | | | | | |
| 2410 SF10 | 1 | 23 | 32 | | | | | | | | |
| 2411 SF11,17,21,27 | 0 | 3 | 15 | | | | | | | | |
| 2413 SF13,14 | 3 | 14 | 17 | | | | | | | | |
| 2415 SF15,16 | 3 | 29 | 21 | | | | | | | | |
| 2418 SF18,26 | 5 | 19 | 18 | | | | | | | | |
| 2420 SF20 | 0 | 12 | 14 | | | | | | | | |
| 2422 SF22 | 0 | 3 | 0 | | | | | | | | |
| 2423 SF23,29 | 2 | 6 | 10 | | | | | | | | |
| 2424 SF24 | 1 | 4 | 5 | | | | | | | | |
| 2425 SF25,35 | 8 | 18 | 25 | | | | | | | | |
| 2430 SF30 | 0 | 0 | 0 | | | | | | | | |
| 2431 SF31 | 1 | 7 | 4 | | | | | | | | |
| 2432 SF32 | 4 | 14 | 16 | | | | | | | | |
| 2434 SF34 | 0 | 0 | 2 | | | | | | | | |

(REPUBLICAN)

| | | VOTES | | PERCENT | | WITH 20 OF 20 REPORTING | | VOTES | | PERCENT | |
|--------------------------|----|-------|---|---------|--|-------------------------|--|-------|--|---------|--|
| SECRETARY OF STATE | | | | | | | | | | | |
| (Vote for) 1 | | | | | | | | | | | |
| 01 = WILL KRAUS | | 178 | | 33.40 | | 03 = ROI CHINN | | 34 | | 6.38 | |
| 02 = JOHN (JAY) ASHCROFT | | 321 | | 60.23 | | | | | | | |
| | | ----- | | ----- | | | | | | | |
| | | 01 | | 02 | | 03 | | | | | |
| | | ----- | | ----- | | ----- | | | | | |
| 2401 SF1,2 | 1 | 12 | 0 | | | | | | | | |
| 2403 SF3 | 2 | 2 | 0 | | | | | | | | |
| 2404 SF4 | 5 | 4 | 2 | | | | | | | | |
| 2405 SF5,8,12,19,28 | 9 | 13 | 3 | | | | | | | | |
| 2406 SF6,9 | 18 | 28 | 2 | | | | | | | | |
| 2407 SF7,33 | 23 | 40 | 4 | | | | | | | | |
| 2410 SF10 | 27 | 28 | 1 | | | | | | | | |
| 2411 SF11,17,21,27 | 4 | 14 | 2 | | | | | | | | |
| 2413 SF13,14 | 12 | 18 | 3 | | | | | | | | |
| 2415 SF15,16 | 13 | 38 | 3 | | | | | | | | |
| 2418 SF18,26 | 13 | 27 | 4 | | | | | | | | |
| 2420 SF20 | 12 | 13 | 1 | | | | | | | | |
| 2422 SF22 | 1 | 3 | 0 | | | | | | | | |
| 2423 SF23,29 | 5 | 11 | 0 | | | | | | | | |
| 2424 SF24 | 3 | 6 | 2 | | | | | | | | |
| 2425 SF25,35 | 13 | 34 | 3 | | | | | | | | |
| 2430 SF30 | 0 | 0 | 0 | | | | | | | | |
| 2431 SF31 | 4 | 8 | 0 | | | | | | | | |
| 2432 SF32 | 12 | 21 | 4 | | | | | | | | |
| 2434 SF34 | 1 | 1 | 0 | | | | | | | | |

(REPUBLICAN)

| | | VOTES | | PERCENT | | WITH 20 OF 20 REPORTING | |
|---------------------|----|-------|--|---------|--|-------------------------|--|
| STATE TREASURER | | | | | | | |
| (Vote for) 1 | | | | | | | |
| 01 = ERIC SCHMITT | | 475 | | 100.00 | | | |
| | | ----- | | ----- | | | |
| | | 01 | | | | | |
| | | ----- | | | | | |
| 2401 SF1,2 | 10 | | | | | | |
| 2403 SF3 | 2 | | | | | | |
| 2404 SF4 | 10 | | | | | | |
| 2405 SF5,8,12,19,28 | 21 | | | | | | |
| 2406 SF6,9 | 45 | | | | | | |
| 2407 SF7,33 | 60 | | | | | | |
| 2410 SF10 | 50 | | | | | | |
| 2411 SF11,17,21,27 | 18 | | | | | | |
| 2413 SF13,14 | 32 | | | | | | |

2415 SF15,16 51
 2418 SF18,26 37
 2420 SF20 25
 2422 SF22 3
 2423 SF23,29 14
 2424 SF24 9
 2425 SF25,35 45
 2430 SF30 0
 2431 SF31 8
 2432 SF32 33
 2434 SF34 2

(REPUBLICAN)

VOTES PERCENT

WITH 20 OF 20 REPORTING

ATTORNEY GENERAL

(Vote for) 1
 01 = JOSH HAWLEY
 02 = KURT SCHAEFER

367 69.64
 160 30.36

 01 02

2401 SF1,2 10 3
 2403 SF3 3 0
 2404 SF4 6 5
 2405 SF5,8,12,19,28 22 5
 2406 SF6,9 31 16
 2407 SF7,33 47 19
 2410 SF10 43 12
 2411 SF11,17,21,27 16 4
 2413 SF13,14 20 14
 2415 SF15,16 38 16
 2418 SF18,26 31 12
 2420 SF20 17 9
 2422 SF22 2 2
 2423 SF23,29 11 5
 2424 SF24 8 2
 2425 SF25,35 30 19
 2430 SF30 0 0
 2431 SF31 7 5
 2432 SF32 23 12
 2434 SF34 2 0

(REPUBLICAN)

VOTES PERCENT

WITH 20 OF 20 REPORTING

STATE SENATOR DISTRICT 13
 (Vote for) 1
 01 = NO CANDIDATE FILED

0

 01

2401 SF1,2 0
 2403 SF3 0
 2404 SF4 0
 2405 SF5,8,12,19,28 0
 2406 SF6,9 0
 2407 SF7,33 0
 2410 SF10 0
 2411 SF11,17,21,27 0
 2413 SF13,14 0
 2415 SF15,16 0
 2418 SF18,26 0
 2420 SF20 0
 2422 SF22 0
 2423 SF23,29 0
 2424 SF24 0
 2425 SF25,35 0
 2430 SF30 0
 2431 SF31 0
 2432 SF32 0
 2434 SF34 0

(REPUBLICAN)

VOTES PERCENT

WITH 14 OF 14 REPORTING

STATE REPRESENTATIVE DISTRICT 66
 (Vote for) 1
 01 = JOHN A. SAXTON

411 100.00

 01

2405 SF5,8,12,19,28 20
 2406 SF6,9 43
 2407 SF7,33 54
 2410 SF10 46
 2411 SF11,17,21,27 16
 2413 SF13,14 32
 2415 SF15,16 49
 2418 SF18,26 33
 2420 SF20 24
 2423 SF23,29 13
 2425 SF25,35 43
 2431 SF31 7
 2432 SF32 29
 2434 SF34 2

(REPUBLICAN)

VOTES PERCENT

WITH 6 OF 6 REPORTING

STATE REPRESENTATIVE DISTRICT 75
 (Vote for) 1
 01 = NO CANDIDATE FILED

0

 01

2401 SF1,2 0
 2403 SF3 0
 2404 SF4 0
 2422 SF22 0
 2424 SF24 0
 2430 SF30 0

(REPUBLICAN)

VOTES PERCENT

WITH 15 OF 15 REPORTING

COUNTY COUNCIL DISTRICT 4

(Vote for) 1
01 = CURTIS FAULKNER 338 100.00

01

2401 SF1,2 11
2403 SF3 2
2404 SF4 10
2405 SF5,8,12,19,28 20
2406 SF6,9 38
2407 SF7,33 55
2410 SF10 44
2411 SF11,17,21,27 16
2418 SF18,26 34
2420 SF20 24
2423 SF23,29 13
2425 SF25,35 41
2430 SF30 0
2432 SF32 29
2434 SF34 1

(REPUBLICAN)

WITH 20 OF 20 REPORTING
VOTES PERCENT

COMMITTEEMAN ST. FERDINAND TOWNSHIP

(Vote for) 1
01 = JAMES S. ROWE 428 98.85
02 = INVALID WRITE-IN 5 1.15

01 02

2401 SF1,2 13 0
2403 SF3 3 0
2404 SF4 10 0
2405 SF5,8,12,19,28 18 0
2406 SF6,9 39 0
2407 SF7,33 50 2
2410 SF10 44 1
2411 SF11,17,21,27 16 1
2413 SF13,14 31 0
2415 SF15,16 48 0
2418 SF18,26 34 0
2420 SF20 24 0
2422 SF22 3 0
2423 SF23,29 13 0
2424 SF24 7 1
2425 SF25,35 40 0
2430 SF30 0 0
2431 SF31 7 0
2432 SF32 27 0
2434 SF34 1 0

(REPUBLICAN)

WITH 20 OF 20 REPORTING
VOTES PERCENT

COMMITTEEWOMAN ST. FERDINAND TOWNSHIP

(Vote for) 1
01 = NO CANDIDATE FILED 0
02 = *SEE OFFICIAL WRITE-IN REPORT 23 100.00

01 02

2401 SF1,2 0 0
2403 SF3 0 0
2404 SF4 0 0
2405 SF5,8,12,19,28 0 2
2406 SF6,9 0 2
2407 SF7,33 0 4
2410 SF10 0 2
2411 SF11,17,21,27 0 3
2413 SF13,14 0 1
2415 SF15,16 0 3
2418 SF18,26 0 1
2420 SF20 0 2
2422 SF22 0 0
2423 SF23,29 0 1
2424 SF24 0 1
2425 SF25,35 0 1
2430 SF30 0 0
2431 SF31 0 0
2432 SF32 0 0
2434 SF34 0 0

(LIBERTARIAN)

WITH 20 OF 20 REPORTING
VOTES PERCENT

U.S. SENATE

(Vote for) 1
01 = JONATHAN DINE 4 30.77
02 = HERSCHEL L. YOUNG 9 69.23

01 02

2401 SF1,2 0 0
2403 SF3 0 0
2404 SF4 0 0
2405 SF5,8,12,19,28 0 0
2406 SF6,9 2 2
2407 SF7,33 0 0
2410 SF10 0 2
2411 SF11,17,21,27 0 0
2413 SF13,14 0 1
2415 SF15,16 0 1
2418 SF18,26 1 1
2420 SF20 0 0
2422 SF22 0 0
2423 SF23,29 0 0
2424 SF24 0 0
2425 SF25,35 1 0
2430 SF30 0 0
2431 SF31 0 0
2432 SF32 0 2
2434 SF34 0 0

(LIBERTARIAN)

WITH 20 OF 20 REPORTING
VOTES PERCENT

U.S. REPRESENTATIVE DISTRICT 1

(Vote for) 1

01 = ROBB E. CUNNINGHAM

12 100.00

01

| | |
|---------------------|---|
| 2401 SF1,2 | 0 |
| 2403 SF3 | 0 |
| 2404 SF4 | 0 |
| 2405 SF5,8,12,19,28 | 0 |
| 2406 SF6,9 | 4 |
| 2407 SF7,33 | 0 |
| 2410 SF10 | 2 |
| 2411 SF11,17,21,27 | 0 |
| 2413 SF13,14 | 1 |
| 2415 SF15,16 | 1 |
| 2418 SF18,26 | 2 |
| 2420 SF20 | 0 |
| 2422 SF22 | 0 |
| 2423 SF23,29 | 0 |
| 2424 SF24 | 0 |
| 2425 SF25,35 | 1 |
| 2430 SF30 | 0 |
| 2431 SF31 | 0 |
| 2432 SF32 | 1 |
| 2434 SF34 | 0 |

(LIBERTARIAN)

VOTES PERCENT

WITH 20 OF 20 REPORTING

GOVERNOR

(Vote for) 1

01 = CISSE W. SPRAGINS

11 100.00

01

| | |
|---------------------|---|
| 2401 SF1,2 | 0 |
| 2403 SF3 | 0 |
| 2404 SF4 | 0 |
| 2405 SF5,8,12,19,28 | 0 |
| 2406 SF6,9 | 4 |
| 2407 SF7,33 | 0 |
| 2410 SF10 | 1 |
| 2411 SF11,17,21,27 | 0 |
| 2413 SF13,14 | 0 |
| 2415 SF15,16 | 1 |
| 2418 SF18,26 | 2 |
| 2420 SF20 | 1 |
| 2422 SF22 | 0 |
| 2423 SF23,29 | 0 |
| 2424 SF24 | 0 |
| 2425 SF25,35 | 1 |
| 2430 SF30 | 0 |
| 2431 SF31 | 0 |
| 2432 SF32 | 1 |
| 2434 SF34 | 0 |

(LIBERTARIAN)

VOTES PERCENT

WITH 20 OF 20 REPORTING

LIEUTENANT GOVERNOR

(Vote for) 1

01 = STEVEN R. HEDRICK

13 100.00

01

| | |
|---------------------|---|
| 2401 SF1,2 | 0 |
| 2403 SF3 | 0 |
| 2404 SF4 | 0 |
| 2405 SF5,8,12,19,28 | 0 |
| 2406 SF6,9 | 3 |
| 2407 SF7,33 | 0 |
| 2410 SF10 | 2 |
| 2411 SF11,17,21,27 | 0 |
| 2413 SF13,14 | 1 |
| 2415 SF15,16 | 1 |
| 2418 SF18,26 | 2 |
| 2420 SF20 | 1 |
| 2422 SF22 | 0 |
| 2423 SF23,29 | 0 |
| 2424 SF24 | 0 |
| 2425 SF25,35 | 1 |
| 2430 SF30 | 0 |
| 2431 SF31 | 0 |
| 2432 SF32 | 2 |
| 2434 SF34 | 0 |

(LIBERTARIAN)

VOTES PERCENT

WITH 20 OF 20 REPORTING

SECRETARY OF STATE

(Vote for) 1

01 = CHRIS MORRILL

13 100.00

01

| | |
|---------------------|---|
| 2401 SF1,2 | 0 |
| 2403 SF3 | 0 |
| 2404 SF4 | 0 |
| 2405 SF5,8,12,19,28 | 0 |
| 2406 SF6,9 | 3 |
| 2407 SF7,33 | 0 |
| 2410 SF10 | 1 |
| 2411 SF11,17,21,27 | 0 |
| 2413 SF13,14 | 1 |
| 2415 SF15,16 | 1 |
| 2418 SF18,26 | 2 |
| 2420 SF20 | 1 |
| 2422 SF22 | 0 |
| 2423 SF23,29 | 0 |
| 2424 SF24 | 0 |
| 2425 SF25,35 | 1 |
| 2430 SF30 | 0 |
| 2431 SF31 | 0 |
| 2432 SF32 | 3 |
| 2434 SF34 | 0 |

(LIBERTARIAN)

VOTES PERCENT

WITH 20 OF 20 REPORTING

STATE TREASURER
(Vote for) 1
01 = SEAN O'TOOLE

11 100.00

01

2401 SF1,2
2403 SF3
2404 SF4
2405 SF5,8,12,19,28
2406 SF6,9
2407 SF7,33
2410 SF10
2411 SF11,17,21,27
2413 SF13,14
2415 SF15,16
2418 SF18,26
2420 SF20
2422 SF22
2423 SF23,29
2424 SF24
2425 SF25,35
2430 SF30
2431 SF31
2432 SF32
2434 SF34

0
0
0
0
3
0
2
0
0
1
2
0
0
0
1
0
0
2
0
0
1
0
0
2
0

(LIBERTARIAN)

VOTES PERCENT

WITH 20 OF 20 REPORTING

ATTORNEY GENERAL
(Vote for) 1
01 = NO CANDIDATE FILED

0

01

2401 SF1,2
2403 SF3
2404 SF4
2405 SF5,8,12,19,28
2406 SF6,9
2407 SF7,33
2410 SF10
2411 SF11,17,21,27
2413 SF13,14
2415 SF15,16
2418 SF18,26
2420 SF20
2422 SF22
2423 SF23,29
2424 SF24
2425 SF25,35
2430 SF30
2431 SF31
2432 SF32
2434 SF34

0
0
0
0
0
0
0
0
0
0
0
0
0
0
0
0
0
0
0
0
0
0
0
0

(LIBERTARIAN)

VOTES PERCENT

WITH 20 OF 20 REPORTING

STATE SENATOR DISTRICT 13
(Vote for) 1
01 = NO CANDIDATE FILED

0

01

2401 SF1,2
2403 SF3
2404 SF4
2405 SF5,8,12,19,28
2406 SF6,9
2407 SF7,33
2410 SF10
2411 SF11,17,21,27
2413 SF13,14
2415 SF15,16
2418 SF18,26
2420 SF20
2422 SF22
2423 SF23,29
2424 SF24
2425 SF25,35
2430 SF30
2431 SF31
2432 SF32
2434 SF34

0
0
0
0
0
0
0
0
0
0
0
0
0
0
0
0
0
0
0
0
0
0
0

(LIBERTARIAN)

VOTES PERCENT

WITH 14 OF 14 REPORTING

STATE REPRESENTATIVE DISTRICT 66
(Vote for) 1
01 = NO CANDIDATE FILED

0

01

2405 SF5,8,12,19,28
2406 SF6,9
2407 SF7,33
2410 SF10
2411 SF11,17,21,27
2413 SF13,14
2415 SF15,16
2418 SF18,26
2420 SF20
2423 SF23,29
2425 SF25,35
2431 SF31
2432 SF32
2434 SF34

0
0
0
0
0
0
0
0
0
0
0
0
0
0

(LIBERTARIAN)

VOTES PERCENT

WITH 6 OF 6 REPORTING

STATE REPRESENTATIVE DISTRICT 75

(Vote for) 1
 01 = NO CANDIDATE FILED 0

| | |
|------------|---|
| 2401 SF1,2 | 0 |
| 2403 SF3 | 0 |
| 2404 SF4 | 0 |
| 2422 SF22 | 0 |
| 2424 SF24 | 0 |
| 2430 SF30 | 0 |

(LIBERTARIAN)

COUNTY COUNCIL DISTRICT 4
 (Vote for) 1
 01 = JEFF COLEMAN

VOTES PERCENT WITH 15 OF 15 REPORTING
 10 100.00

| | |
|---------------------|---|
| 2401 SF1,2 | 0 |
| 2403 SF3 | 0 |
| 2404 SF4 | 0 |
| 2405 SF5,8,12,19,28 | 0 |
| 2406 SF6,9 | 3 |
| 2407 SF7,33 | 0 |
| 2410 SF10 | 2 |
| 2411 SF11,17,21,27 | 0 |
| 2418 SF18,26 | 2 |
| 2420 SF20 | 0 |
| 2423 SF23,29 | 0 |
| 2425 SF25,35 | 1 |
| 2430 SF30 | 0 |
| 2432 SF32 | 2 |
| 2434 SF34 | 0 |

(LIBERTARIAN)

COMMITTEEMAN ST. FERDINAND TOWNSHIP
 (Vote for) 1
 01 = THEO (TED) BROWN, SR.
 02 = INVALID WRITE-IN

VOTES PERCENT WITH 20 OF 20 REPORTING
 9 100.00
 0

| | | |
|---------------------|---|---|
| 2401 SF1,2 | 0 | 0 |
| 2403 SF3 | 0 | 0 |
| 2404 SF4 | 0 | 0 |
| 2405 SF5,8,12,19,28 | 0 | 0 |
| 2406 SF6,9 | 3 | 0 |
| 2407 SF7,33 | 0 | 0 |
| 2410 SF10 | 1 | 0 |
| 2411 SF11,17,21,27 | 0 | 0 |
| 2413 SF13,14 | 0 | 0 |
| 2415 SF15,16 | 1 | 0 |
| 2418 SF18,26 | 2 | 0 |
| 2420 SF20 | 0 | 0 |
| 2422 SF22 | 0 | 0 |
| 2423 SF23,29 | 0 | 0 |
| 2424 SF24 | 0 | 0 |
| 2425 SF25,35 | 1 | 0 |
| 2430 SF30 | 0 | 0 |
| 2431 SF31 | 0 | 0 |
| 2432 SF32 | 1 | 0 |
| 2434 SF34 | 0 | 0 |

(LIBERTARIAN)

COMMITTEEWOMAN ST. FERDINAND TOWNSHIP
 (Vote for) 1
 01 = NO CANDIDATE FILED
 02 = *SEE OFFICIAL WRITE-IN REPORT

VOTES PERCENT WITH 20 OF 20 REPORTING
 0
 2 100.00

| | | |
|---------------------|---|---|
| 2401 SF1,2 | 0 | 0 |
| 2403 SF3 | 0 | 0 |
| 2404 SF4 | 0 | 0 |
| 2405 SF5,8,12,19,28 | 0 | 0 |
| 2406 SF6,9 | 0 | 0 |
| 2407 SF7,33 | 0 | 0 |
| 2410 SF10 | 0 | 0 |
| 2411 SF11,17,21,27 | 0 | 0 |
| 2413 SF13,14 | 0 | 0 |
| 2415 SF15,16 | 0 | 1 |
| 2418 SF18,26 | 0 | 0 |
| 2420 SF20 | 0 | 0 |
| 2422 SF22 | 0 | 0 |
| 2423 SF23,29 | 0 | 0 |
| 2424 SF24 | 0 | 0 |
| 2425 SF25,35 | 0 | 0 |
| 2430 SF30 | 0 | 0 |
| 2431 SF31 | 0 | 0 |
| 2432 SF32 | 0 | 1 |
| 2434 SF34 | 0 | 0 |

(CONSTITUTION)

U.S. SENATE
 (Vote for) 1
 01 = FRED RYMAN

VOTES PERCENT WITH 20 OF 20 REPORTING
 5 100.00

| | |
|---------------------|---|
| 2401 SF1,2 | 0 |
| 2403 SF3 | 0 |
| 2404 SF4 | 0 |
| 2405 SF5,8,12,19,28 | 0 |
| 2406 SF6,9 | 0 |
| 2407 SF7,33 | 1 |
| 2410 SF10 | 0 |
| 2411 SF11,17,21,27 | 1 |

| | |
|--------------|---|
| 2413 SF13,14 | 0 |
| 2415 SF15,16 | 0 |
| 2418 SF18,26 | 0 |
| 2420 SF20 | 1 |
| 2422 SF22 | 0 |
| 2423 SF23,29 | 1 |
| 2424 SF24 | 0 |
| 2425 SF25,35 | 0 |
| 2430 SF30 | 0 |
| 2431 SF31 | 1 |
| 2432 SF32 | 0 |
| 2434 SF34 | 0 |

(CONSTITUTION)

WITH 20 OF 20 REPORTING
VOTES PERCENT

U.S. REPRESENTATIVE DISTRICT 1
(Vote for) 1
01 = NO CANDIDATE FILED

01

| | |
|---------------------|---|
| 2401 SF1,2 | 0 |
| 2403 SF3 | 0 |
| 2404 SF4 | 0 |
| 2405 SF5,8,12,19,28 | 0 |
| 2406 SF6,9 | 0 |
| 2407 SF7,33 | 0 |
| 2410 SF10 | 0 |
| 2411 SF11,17,21,27 | 0 |
| 2413 SF13,14 | 0 |
| 2415 SF15,16 | 0 |
| 2418 SF18,26 | 0 |
| 2420 SF20 | 0 |
| 2422 SF22 | 0 |
| 2423 SF23,29 | 0 |
| 2424 SF24 | 0 |
| 2425 SF25,35 | 0 |
| 2430 SF30 | 0 |
| 2431 SF31 | 0 |
| 2432 SF32 | 0 |
| 2434 SF34 | 0 |

(CONSTITUTION)

WITH 20 OF 20 REPORTING
VOTES PERCENT

GOVERNOR
(Vote for) 1
01 = NO CANDIDATE FILED

01

| | |
|---------------------|---|
| 2401 SF1,2 | 0 |
| 2403 SF3 | 0 |
| 2404 SF4 | 0 |
| 2405 SF5,8,12,19,28 | 0 |
| 2406 SF6,9 | 0 |
| 2407 SF7,33 | 0 |
| 2410 SF10 | 0 |
| 2411 SF11,17,21,27 | 0 |
| 2413 SF13,14 | 0 |
| 2415 SF15,16 | 0 |
| 2418 SF18,26 | 0 |
| 2420 SF20 | 0 |
| 2422 SF22 | 0 |
| 2423 SF23,29 | 0 |
| 2424 SF24 | 0 |
| 2425 SF25,35 | 0 |
| 2430 SF30 | 0 |
| 2431 SF31 | 0 |
| 2432 SF32 | 0 |
| 2434 SF34 | 0 |

(CONSTITUTION)

WITH 20 OF 20 REPORTING
VOTES PERCENT

LIEUTENANT GOVERNOR
(Vote for) 1
01 = NO CANDIDATE FILED

01

| | |
|---------------------|---|
| 2401 SF1,2 | 0 |
| 2403 SF3 | 0 |
| 2404 SF4 | 0 |
| 2405 SF5,8,12,19,28 | 0 |
| 2406 SF6,9 | 0 |
| 2407 SF7,33 | 0 |
| 2410 SF10 | 0 |
| 2411 SF11,17,21,27 | 0 |
| 2413 SF13,14 | 0 |
| 2415 SF15,16 | 0 |
| 2418 SF18,26 | 0 |
| 2420 SF20 | 0 |
| 2422 SF22 | 0 |
| 2423 SF23,29 | 0 |
| 2424 SF24 | 0 |
| 2425 SF25,35 | 0 |
| 2430 SF30 | 0 |
| 2431 SF31 | 0 |
| 2432 SF32 | 0 |
| 2434 SF34 | 0 |

(CONSTITUTION)

WITH 20 OF 20 REPORTING
VOTES PERCENT

SECRETARY OF STATE
(Vote for) 1
01 = NO CANDIDATE FILED

01

| | |
|---------------------|---|
| 2401 SF1,2 | 0 |
| 2403 SF3 | 0 |
| 2404 SF4 | 0 |
| 2405 SF5,8,12,19,28 | 0 |
| 2406 SF6,9 | 0 |

2407 SF7,33 0
 2410 SF10 0
 2411 SF11,17,21,27 0
 2413 SF13,14 0
 2415 SF15,16 0
 2418 SF18,26 0
 2420 SF20 0
 2422 SF22 0
 2423 SF23,29 0
 2424 SF24 0
 2425 SF25,35 0
 2430 SF30 0
 2431 SF31 0
 2432 SF32 0
 2434 SF34 0

(CONSTITUTION)

VOTES PERCENT WITH 20 OF 20 REPORTING

STATE TREASURER
 (Vote for) 1
 01 = NO CANDIDATE FILED

 01

2401 SF1,2 0
 2403 SF3 0
 2404 SF4 0
 2405 SF5,8,12,19,28 0
 2406 SF6,9 0
 2407 SF7,33 0
 2410 SF10 0
 2411 SF11,17,21,27 0
 2413 SF13,14 0
 2415 SF15,16 0
 2418 SF18,26 0
 2420 SF20 0
 2422 SF22 0
 2423 SF23,29 0
 2424 SF24 0
 2425 SF25,35 0
 2430 SF30 0
 2431 SF31 0
 2432 SF32 0
 2434 SF34 0

(CONSTITUTION)

VOTES PERCENT WITH 20 OF 20 REPORTING

ATTORNEY GENERAL
 (Vote for) 1
 01 = NO CANDIDATE FILED

 01

2401 SF1,2 0
 2403 SF3 0
 2404 SF4 0
 2405 SF5,8,12,19,28 0
 2406 SF6,9 0
 2407 SF7,33 0
 2410 SF10 0
 2411 SF11,17,21,27 0
 2413 SF13,14 0
 2415 SF15,16 0
 2418 SF18,26 0
 2420 SF20 0
 2422 SF22 0
 2423 SF23,29 0
 2424 SF24 0
 2425 SF25,35 0
 2430 SF30 0
 2431 SF31 0
 2432 SF32 0
 2434 SF34 0

(CONSTITUTION)

VOTES PERCENT WITH 20 OF 20 REPORTING

STATE SENATOR DISTRICT 13
 (Vote for) 1
 01 = NO CANDIDATE FILED

 01

2401 SF1,2 0
 2403 SF3 0
 2404 SF4 0
 2405 SF5,8,12,19,28 0
 2406 SF6,9 0
 2407 SF7,33 0
 2410 SF10 0
 2411 SF11,17,21,27 0
 2413 SF13,14 0
 2415 SF15,16 0
 2418 SF18,26 0
 2420 SF20 0
 2422 SF22 0
 2423 SF23,29 0
 2424 SF24 0
 2425 SF25,35 0
 2430 SF30 0
 2431 SF31 0
 2432 SF32 0
 2434 SF34 0

(CONSTITUTION)

VOTES PERCENT WITH 14 OF 14 REPORTING

STATE REPRESENTATIVE DISTRICT 66
 (Vote for) 1
 01 = NO CANDIDATE FILED

 01

2405 SF5,8,12,19,28 0
 2406 SF6,9 0

2407 SF7,33 0
 2410 SF10 0
 2411 SF11,17,21,27 0
 2413 SF13,14 0
 2415 SF15,16 0
 2418 SF18,26 0
 2420 SF20 0
 2423 SF23,29 0
 2425 SF25,35 0
 2431 SF31 0
 2432 SF32 0
 2434 SF34 0

(CONSTITUTION)

VOTES PERCENT WITH 6 OF 6 REPORTING

STATE REPRESENTATIVE DISTRICT 75
 (Vote for) 1
 01 = NO CANDIDATE FILED

0

 01

2401 SF1,2 0
 2403 SF3 0
 2404 SF4 0
 2422 SF22 0
 2424 SF24 0
 2430 SF30 0

(CONSTITUTION)

VOTES PERCENT WITH 15 OF 15 REPORTING

COUNTY COUNCIL DISTRICT 4
 (Vote for) 1
 01 = NO CANDIDATE FILED

0

 01

2401 SF1,2 0
 2403 SF3 0
 2404 SF4 0
 2405 SF5,8,12,19,28 0
 2406 SF6,9 0
 2407 SF7,33 0
 2410 SF10 0
 2411 SF11,17,21,27 0
 2418 SF18,26 0
 2420 SF20 0
 2423 SF23,29 0
 2425 SF25,35 0
 2430 SF30 0
 2432 SF32 0
 2434 SF34 0

(CONSTITUTION)

VOTES PERCENT WITH 20 OF 20 REPORTING

COMMITTEEMAN ST. FERDINAND TOWNSHIP
 (Vote for) 1
 01 = NO CANDIDATE FILED
 02 = *SEE OFFICIAL WRITE-IN REPORT

0

0

 01 02

2401 SF1,2 0 0
 2403 SF3 0 0
 2404 SF4 0 0
 2405 SF5,8,12,19,28 0 0
 2406 SF6,9 0 0
 2407 SF7,33 0 0
 2410 SF10 0 0
 2411 SF11,17,21,27 0 0
 2413 SF13,14 0 0
 2415 SF15,16 0 0
 2418 SF18,26 0 0
 2420 SF20 0 0
 2422 SF22 0 0
 2423 SF23,29 0 0
 2424 SF24 0 0
 2425 SF25,35 0 0
 2430 SF30 0 0
 2431 SF31 0 0
 2432 SF32 0 0
 2434 SF34 0 0

(CONSTITUTION)

VOTES PERCENT WITH 20 OF 20 REPORTING

COMMITTEEWOMAN ST. FERDINAND TOWNSHIP
 (Vote for) 1
 01 = NO CANDIDATE FILED
 02 = *SEE OFFICIAL WRITE-IN REPORT

0

0

 01 02

2401 SF1,2 0 0
 2403 SF3 0 0
 2404 SF4 0 0
 2405 SF5,8,12,19,28 0 0
 2406 SF6,9 0 0
 2407 SF7,33 0 0
 2410 SF10 0 0
 2411 SF11,17,21,27 0 0
 2413 SF13,14 0 0
 2415 SF15,16 0 0
 2418 SF18,26 0 0
 2420 SF20 0 0
 2422 SF22 0 0
 2423 SF23,29 0 0
 2424 SF24 0 0
 2425 SF25,35 0 0
 2430 SF30 0 0
 2431 SF31 0 0
 2432 SF32 0 0
 2434 SF34 0 0

(NONPARTISAN)

WITH 6 OF 6 REPORTING

BELLEFONTAINE NEIGHBORS - PROPOSITION S
BONDS-STREETS/SIDEWALKS IMPROV(57.15% NEEDED)

VOTES PERCENT

| | | |
|---------------|-------|-------|
| (Vote for) 1 | | |
| 01 = YES | 1,274 | 74.72 |
| 02 = NO | 431 | 25.28 |

| | | |
|-------|----|----|
| ----- | 01 | 02 |
| ----- | | |

| | | |
|---------------------|-----|-----|
| 2405 SF5,8,12,19,28 | 179 | 37 |
| 2413 SF13,14 | 346 | 116 |
| 2415 SF15,16 | 301 | 130 |
| 2418 SF18,26 | 239 | 55 |
| 2425 SF25,35 | 204 | 91 |
| 2430 SF30 | 5 | 2 |

WE, THE BOARD OF ELECTION COMMISSIONERS OF ST. LOUIS COUNTY, MISSOURI, ACTING AS THE VERIFICATION BOARD PURSUANT TO SECTION 115.507, RSMo, HEREBY CERTIFY THE FOREGOING TO BE A TRUE AND CORRECT ABSTRACT OF VOTES CAST FOR THE CANDIDATES AND ISSUES AT THE PRIMARY ELECTION HELD IN ST. LOUIS COUNTY, MISSOURI, ON AUGUST 2, 2016. IN TESTIMONY WHEREOF, WE HAVE HEREUNTO SET OUR HAND AT OUR OFFICE IN MAPLEWOOD, ST. LOUIS COUNTY, MISSOURI, ON AUGUST 16, 2016.

Richard H. Kellett
RICHARD H. KELLETT, CHAIRMAN

John W. Maupin
JOHN W. MAUPIN, SECRETARY

Trudi McCollum Foushee
TRUDI MCCOLLUM FOUSHEE, COMMISSIONER

John P. King
JOHN P. KING, COMMISSIONER



RUN DATE:08/16/16 09:53 AM

| | | WITH 20 OF 20 PRECINCTS REPORTING | | | | | | | | TOTAL | PERCENT |
|--------------------|--|-----------------------------------|---------|------|------|----|----|----|----------------------------------|-------|---------|
| | | TOTAL | PERCENT | | | | | | 05 = BALLOTS CAST - LIBERTARIAN | 11 | .15 |
| | | 23,633 | 7,099 | | | | | | 06 = BALLOTS CAST - CONSTITUTION | 6 | .08 |
| | | 5,837 | 82.22 | | | | | | 07 = BALLOTS CAST - NONPARTISAN | 0 | |
| | | 1,245 | 17.54 | | | | | | 08 = VOTER TURNOUT - TOTAL | 30.04 | |
| | | 01 | 02 | 03 | 04 | 05 | 06 | 07 | 08 | | |
| 2501 SPL1 | | 1627 | .450 | .407 | .41 | .1 | .1 | .0 | 27.66 | | |
| 2502 SPL2,25 | | 1590 | .442 | .402 | .40 | .0 | .0 | .0 | 27.80 | | |
| 2503 SPL3 | | 1651 | .328 | .307 | .21 | .0 | .0 | .0 | 19.87 | | |
| 2504 SPL4 | | 1003 | .325 | .265 | .59 | .0 | .1 | .0 | 32.40 | | |
| 2505 SPL5 | | 636 | .125 | .111 | .14 | .0 | .0 | .0 | 19.65 | | |
| 2506 SPL6 | | 113 | .42 | .30 | .12 | .0 | .0 | .0 | 37.17 | | |
| 2507 SPL7 | | 1578 | .484 | .429 | .55 | .0 | .0 | .0 | 30.67 | | |
| 2508 SPL8 | | 285 | .94 | .67 | .27 | .0 | .0 | .0 | 32.98 | | |
| 2509 SPL9,12,20,26 | | 2116 | .719 | .564 | .153 | .1 | .1 | .0 | 33.98 | | |
| 2510 SPL10,27 | | 1247 | .424 | .264 | .159 | .1 | .0 | .0 | 34.00 | | |
| 2511 SPL11 | | 1713 | .502 | .454 | .44 | .4 | .0 | .0 | 29.31 | | |
| 2513 SPL13 | | 1300 | .531 | .417 | .114 | .0 | .0 | .0 | 40.85 | | |
| 2514 SPL14,24 | | 1780 | .577 | .446 | .131 | .0 | .0 | .0 | 32.42 | | |
| 2515 SPL15,22 | | 2183 | .663 | .620 | .42 | .1 | .0 | .0 | 30.37 | | |
| 2516 SPL16 | | 788 | .206 | .145 | .58 | .2 | .1 | .0 | 26.14 | | |
| 2517 SPL17,23 | | 1752 | .421 | .375 | .46 | .0 | .0 | .0 | 24.03 | | |
| 2518 SPL18 | | 329 | .84 | .51 | .33 | .0 | .0 | .0 | 25.53 | | |
| 2519 SPL19 | | 296 | .99 | .55 | .44 | .0 | .0 | .0 | 33.45 | | |
| 2521 SPL21 | | 601 | .222 | .163 | .58 | .1 | .0 | .0 | 36.94 | | |
| 2528 SPL28 | | 1045 | .361 | .265 | .94 | .0 | .2 | .0 | 34.55 | | |

| (DEMOCRATIC) | | WITH 20 OF 20 REPORTING | | | | VOTES | | PERCENT | |
|-----------------------|--|-------------------------|-----|---------|----|-------------------|--|---------|--|
| U.S. SENATE | | VOTES | | PERCENT | | 03 = JASON KANDER | | 3,601 | |
| (Vote for) 1 | | 470 | | 8.52 | | 04 = ROBERT MACK | | 445 | |
| 01 = CHIEF WANA DUBIE | | 1,002 | | 18.16 | | | | 8.06 | |
| 02 = CORI BUSH | | | | | | | | | |
| | | 01 | 02 | 03 | 04 | | | | |
| 2501 SPL1 | | 40 | 59 | 254 | 37 | | | | |
| 2502 SPL2,25 | | 23 | 86 | 269 | 17 | | | | |
| 2503 SPL3 | | 30 | 52 | 180 | 22 | | | | |
| 2504 SPL4 | | 20 | 34 | 170 | 30 | | | | |
| 2505 SPL5 | | 8 | 15 | 74 | 11 | | | | |
| 2506 SPL6 | | 4 | 6 | 16 | 4 | | | | |
| 2507 SPL7 | | 37 | 58 | 273 | 32 | | | | |
| 2508 SPL8 | | 4 | 11 | 46 | 5 | | | | |
| 2509 SPL9,12,20,26 | | 39 | 132 | 321 | 38 | | | | |
| 2510 SPL10,27 | | 28 | 34 | 172 | 21 | | | | |
| 2511 SPL11 | | 25 | 94 | 268 | 39 | | | | |
| 2513 SPL13 | | 30 | 72 | 264 | 25 | | | | |
| 2514 SPL14,24 | | 32 | 75 | 276 | 39 | | | | |
| 2515 SPL15,22 | | 57 | 124 | 354 | 53 | | | | |
| 2516 SPL16 | | 14 | 24 | 82 | 16 | | | | |
| 2517 SPL17,23 | | 37 | 54 | 237 | 25 | | | | |
| 2518 SPL18 | | 1 | 7 | 38 | 3 | | | | |
| 2519 SPL19 | | 6 | 8 | 38 | 1 | | | | |
| 2521 SPL21 | | 18 | 26 | 97 | 8 | | | | |
| 2528 SPL28 | | 17 | 31 | 172 | 19 | | | | |

| (DEMOCRATIC) | | WITH 20 OF 20 REPORTING | | | | VOTES | | PERCENT | |
|--------------------------------|--|-------------------------|-----|---------|--|-------------------------------|--|---------|--|
| U.S. REPRESENTATIVE DISTRICT 1 | | VOTES | | PERCENT | | 03 = MARIA N. CHAPPELLE-NADAL | | 1,368 | |
| (Vote for) 1 | | 300 | | 5.18 | | | | 23.61 | |
| 01 = (WILLIAM) BILL HAAS | | 4,126 | | 71.21 | | | | | |
| 02 = LACY CLAY | | | | | | | | | |
| | | 01 | 02 | 03 | | | | | |
| 2501 SPL1 | | 16 | 286 | 104 | | | | | |
| 2502 SPL2,25 | | 10 | 294 | 96 | | | | | |
| 2503 SPL3 | | 15 | 225 | 66 | | | | | |
| 2504 SPL4 | | 14 | 185 | 63 | | | | | |
| 2505 SPL5 | | 11 | 75 | 24 | | | | | |
| 2506 SPL6 | | 2 | 22 | 6 | | | | | |
| 2507 SPL7 | | 17 | 314 | 97 | | | | | |
| 2508 SPL8 | | 3 | 43 | 20 | | | | | |
| 2509 SPL9,12,20,26 | | 28 | 380 | 152 | | | | | |
| 2510 SPL10,27 | | 19 | 184 | 61 | | | | | |
| 2511 SPL11 | | 9 | 326 | 118 | | | | | |
| 2513 SPL13 | | 23 | 312 | 78 | | | | | |
| 2514 SPL14,24 | | 26 | 299 | 117 | | | | | |
| 2515 SPL15,22 | | 26 | 464 | 126 | | | | | |
| 2516 SPL16 | | 12 | 101 | 30 | | | | | |
| 2517 SPL17,23 | | 22 | 269 | 81 | | | | | |
| 2518 SPL18 | | 4 | 35 | 12 | | | | | |
| 2519 SPL19 | | 9 | 28 | 17 | | | | | |
| 2521 SPL21 | | 14 | 109 | 38 | | | | | |
| 2528 SPL28 | | 20 | 175 | 62 | | | | | |

| (DEMOCRATIC) | | WITH 20 OF 20 REPORTING | | | | VOTES | | PERCENT | |
|----------------------------------|--|-------------------------|-----|---------|----|-------------------------|--|---------|--|
| GOVERNOR | | VOTES | | PERCENT | | 03 = ERIC MORRISON | | 505 | |
| (Vote for) 1 | | 197 | | 3.50 | | 04 = CHARLES B. WHEELER | | 527 | |
| 01 = LEONARD JOSEPH STEINMAN, II | | 4,392 | | 78.14 | | | | 8.98 | |
| 02 = CHRIS KOSTER | | | | | | | | 9.38 | |
| | | 01 | 02 | 03 | 04 | | | | |
| 2501 SPL1 | | 11 | 298 | 45 | 38 | | | | |
| 2502 SPL2,25 | | 6 | 315 | 33 | 39 | | | | |
| 2503 SPL3 | | 13 | 214 | 37 | 32 | | | | |
| 2504 SPL4 | | 10 | 204 | 25 | 20 | | | | |
| 2505 SPL5 | | 4 | 83 | 14 | 7 | | | | |
| 2506 SPL6 | | 0 | 23 | 4 | 1 | | | | |
| 2507 SPL7 | | 15 | 330 | 24 | 42 | | | | |
| 2508 SPL8 | | 1 | 54 | 6 | 5 | | | | |
| 2509 SPL9,12,20,26 | | 17 | 407 | 61 | 50 | | | | |
| 2510 SPL10,27 | | 9 | 213 | 15 | 25 | | | | |

| | | | | |
|---------------|----|-----|----|----|
| 2511 SPL11 | 14 | 335 | 26 | 58 |
| 2513 SPL13 | 17 | 323 | 35 | 28 |
| 2514 SPL14,24 | 21 | 327 | 42 | 41 |
| 2515 SPL15,22 | 28 | 456 | 52 | 63 |
| 2516 SPL16 | 2 | 118 | 11 | 10 |
| 2517 SPL17,23 | 14 | 274 | 43 | 28 |
| 2518 SPL18 | 1 | 38 | 4 | 6 |
| 2519 SPL19 | 1 | 46 | 3 | 4 |
| 2521 SPL21 | 9 | 122 | 9 | 13 |
| 2528 SPL28 | 4 | 212 | 16 | 17 |

(DEMOCRATIC)

| | | VOTES PERCENT | | WITH 20 OF 20 REPORTING | | VOTES PERCENT | |
|---------------------|--|---------------|-------|--------------------------|--|---------------|-------|
| LIEUTENANT GOVERNOR | | | | | | | |
| (Vote for) 1 | | | | | | | |
| 01 = WINSTON APPLE | | 316 | 5.61 | | | | |
| 02 = RUSS CARNAHAN | | 3,298 | 58.54 | 03 = TOMMIE PIERSON, SR. | | 2,020 | 35.85 |

01 02 03

| | | | |
|--------------------|----|-----|-----|
| 2501 SPL1 | 18 | 234 | 144 |
| 2502 SPL2,25 | 10 | 200 | 183 |
| 2503 SPL3 | 26 | 152 | 116 |
| 2504 SPL4 | 15 | 137 | 111 |
| 2505 SPL5 | 5 | 50 | 54 |
| 2506 SPL6 | 1 | 17 | 11 |
| 2507 SPL7 | 34 | 241 | 140 |
| 2508 SPL8 | 4 | 43 | 20 |
| 2509 SPL9,12,20,26 | 22 | 369 | 159 |
| 2510 SPL10,27 | 16 | 168 | 77 |
| 2511 SPL11 | 18 | 279 | 133 |
| 2513 SPL13 | 27 | 222 | 153 |
| 2514 SPL14,24 | 25 | 248 | 157 |
| 2515 SPL15,22 | 32 | 354 | 207 |
| 2516 SPL16 | 12 | 94 | 33 |
| 2517 SPL17,23 | 20 | 172 | 164 |
| 2518 SPL18 | 1 | 31 | 19 |
| 2519 SPL19 | 3 | 32 | 18 |
| 2521 SPL21 | 8 | 90 | 56 |
| 2528 SPL28 | 19 | 165 | 65 |

(DEMOCRATIC)

| | | VOTES PERCENT | | WITH 20 OF 20 REPORTING | | VOTES PERCENT | |
|-------------------------|--|---------------|-------|-------------------------|--|---------------|------|
| SECRETARY OF STATE | | | | | | | |
| (Vote for) 1 | | | | | | | |
| 01 = BILL CLINTON YOUNG | | 525 | 9.25 | | | | |
| 02 = ROBIN SMITH | | 4,997 | 88.05 | 03 = MD RABBI ALAM | | 153 | 2.70 |

01 02 03

| | | | |
|--------------------|----|-----|----|
| 2501 SPL1 | 31 | 356 | 10 |
| 2502 SPL2,25 | 22 | 370 | 6 |
| 2503 SPL3 | 33 | 250 | 8 |
| 2504 SPL4 | 19 | 235 | 8 |
| 2505 SPL5 | 15 | 91 | 3 |
| 2506 SPL6 | 3 | 24 | 3 |
| 2507 SPL7 | 36 | 372 | 12 |
| 2508 SPL8 | 0 | 65 | 2 |
| 2509 SPL9,12,20,26 | 46 | 484 | 16 |
| 2510 SPL10,27 | 41 | 216 | 4 |
| 2511 SPL11 | 33 | 401 | 8 |
| 2513 SPL13 | 45 | 351 | 10 |
| 2514 SPL14,24 | 33 | 394 | 7 |
| 2515 SPL15,22 | 45 | 538 | 21 |
| 2516 SPL16 | 18 | 115 | 6 |
| 2517 SPL17,23 | 48 | 302 | 12 |
| 2518 SPL18 | 3 | 48 | 0 |
| 2519 SPL19 | 4 | 46 | 1 |
| 2521 SPL21 | 18 | 129 | 9 |
| 2528 SPL28 | 32 | 210 | 7 |

(DEMOCRATIC)

| | | VOTES PERCENT | | WITH 20 OF 20 REPORTING | | VOTES PERCENT | |
|--------------------|--|---------------|-------|-------------------------|--|---------------|--|
| STATE TREASURER | | | | | | | |
| (Vote for) 1 | | | | | | | |
| 01 = PAT CONTRERAS | | 3,196 | 58.51 | | | | |
| 02 = JUDY BAKER | | 2,266 | 41.49 | | | | |

01 02

| | | |
|--------------------|-----|-----|
| 2501 SPL1 | 215 | 171 |
| 2502 SPL2,25 | 269 | 117 |
| 2503 SPL3 | 153 | 129 |
| 2504 SPL4 | 143 | 109 |
| 2505 SPL5 | 60 | 48 |
| 2506 SPL6 | 13 | 16 |
| 2507 SPL7 | 248 | 159 |
| 2508 SPL8 | 32 | 33 |
| 2509 SPL9,12,20,26 | 315 | 215 |
| 2510 SPL10,27 | 145 | 101 |
| 2511 SPL11 | 230 | 188 |
| 2513 SPL13 | 215 | 178 |
| 2514 SPL14,24 | 239 | 181 |
| 2515 SPL15,22 | 341 | 235 |
| 2516 SPL16 | 81 | 55 |
| 2517 SPL17,23 | 221 | 130 |
| 2518 SPL18 | 29 | 18 |
| 2519 SPL19 | 33 | 18 |
| 2521 SPL21 | 75 | 72 |
| 2528 SPL28 | 139 | 93 |

(DEMOCRATIC)

| | | VOTES PERCENT | | WITH 20 OF 20 REPORTING | | VOTES PERCENT | |
|---------------------|--|---------------|-------|-------------------------|--|---------------|--|
| ATTORNEY GENERAL | | | | | | | |
| (Vote for) 1 | | | | | | | |
| 01 = JAKE ZIMMERMAN | | 3,136 | 55.88 | | | | |
| 02 = TERESA HENSLEY | | 2,476 | 44.12 | | | | |

01 02

| | | |
|--------------|-----|-----|
| 2501 SPL1 | 203 | 191 |
| 2502 SPL2,25 | 234 | 158 |
| 2503 SPL3 | 139 | 149 |

| | | |
|--------------------|-----|-----|
| 2504 SPL4 | 147 | 112 |
| 2505 SPL5 | 62 | 46 |
| 2506 SPL6 | 16 | 14 |
| 2507 SPL7 | 224 | 191 |
| 2508 SPL8 | 37 | 29 |
| 2509 SPL9,12,20,26 | 280 | 256 |
| 2510 SPL10,27 | 166 | 92 |
| 2511 SPL11 | 234 | 202 |
| 2513 SPL13 | 237 | 166 |
| 2514 SPL14,24 | 230 | 203 |
| 2515 SPL15,22 | 337 | 259 |
| 2516 SPL16 | 75 | 65 |
| 2517 SPL17,23 | 198 | 164 |
| 2518 SPL18 | 27 | 21 |
| 2519 SPL19 | 34 | 19 |
| 2521 SPL21 | 91 | 59 |
| 2528 SPL28 | 165 | 80 |

(DEMOCRATIC)

WITH 20 OF 20 REPORTING
 VOTES PERCENT
 STATE SENATOR DISTRICT 13
 (Vote for) 1
 01 = GINA WALSH 5,056 100.00

| | | |
|--------------------|-----|--|
| 2501 SPL1 | 361 | |
| 2502 SPL2,25 | 358 | |
| 2503 SPL3 | 256 | |
| 2504 SPL4 | 234 | |
| 2505 SPL5 | 100 | |
| 2506 SPL6 | 27 | |
| 2507 SPL7 | 371 | |
| 2508 SPL8 | 62 | |
| 2509 SPL9,12,20,26 | 485 | |
| 2510 SPL10,27 | 233 | |
| 2511 SPL11 | 388 | |
| 2513 SPL13 | 356 | |
| 2514 SPL14,24 | 396 | |
| 2515 SPL15,22 | 538 | |
| 2516 SPL16 | 126 | |
| 2517 SPL17,23 | 328 | |
| 2518 SPL18 | 44 | |
| 2519 SPL19 | 48 | |
| 2521 SPL21 | 134 | |
| 2528 SPL28 | 211 | |

(DEMOCRATIC)

WITH 2 OF 2 REPORTING
 VOTES PERCENT VOTES PERCENT
 STATE REPRESENTATIVE DISTRICT 66
 (Vote for) 1
 01 = TOMMIE PIERSON, JR. 86 53.42
 02 = KHALIL ABDUL MUMIN 29 18.01 03 = MARLENE TERRY 46 28.57

| | | | |
|------------|----|----|----|
| 2505 SPL5 | 59 | 24 | 27 |
| 2519 SPL19 | 27 | 5 | 19 |

(DEMOCRATIC)

WITH 15 OF 15 REPORTING
 VOTES PERCENT
 STATE REPRESENTATIVE DISTRICT 67
 (Vote for) 1
 01 = ALAN GREEN 3,058 65.98
 02 = SHELIA R. THOMPSON 1,577 34.02

| | | |
|---------------|-----|-----|
| 2501 SPL1 | 257 | 133 |
| 2502 SPL2,25 | 293 | 93 |
| 2503 SPL3 | 159 | 113 |
| 2504 SPL4 | 178 | 78 |
| 2506 SPL6 | 18 | 11 |
| 2507 SPL7 | 291 | 117 |
| 2508 SPL8 | 42 | 22 |
| 2510 SPL10,27 | 175 | 79 |
| 2511 SPL11 | 236 | 197 |
| 2513 SPL13 | 239 | 153 |
| 2514 SPL14,24 | 279 | 144 |
| 2515 SPL15,22 | 398 | 194 |
| 2517 SPL17,23 | 236 | 114 |
| 2521 SPL21 | 97 | 53 |
| 2528 SPL28 | 160 | 76 |

(DEMOCRATIC)

WITH 3 OF 3 REPORTING
 VOTES PERCENT
 STATE REPRESENTATIVE DISTRICT 68
 (Vote for) 1
 01 = JAY MOSLEY 495 68.37
 02 = BERT ATKINS 229 31.63

| | | |
|--------------------|-----|-----|
| 2509 SPL9,12,20,26 | 389 | 149 |
| 2516 SPL16 | 71 | 66 |
| 2518 SPL18 | 35 | 14 |

(DEMOCRATIC)

WITH 20 OF 20 REPORTING
 VOTES PERCENT
 COUNTY COUNCIL DISTRICT 4
 (Vote for) 1
 01 = MIKE O'MARA 2,011 35.50
 02 = ROCHELLE WALTON GRAY 3,653 64.50

| | | |
|--------------|-----|-----|
| 2501 SPL1 | 102 | 298 |
| 2502 SPL2,25 | 125 | 269 |
| 2503 SPL3 | 69 | 224 |
| 2504 SPL4 | 79 | 181 |
| 2505 SPL5 | 33 | 75 |
| 2506 SPL6 | 14 | 16 |

2507 SPL7 153 259
 2508 SPL8 23 43
 2509 SPL9,12,20,26 175 371
 2510 SPL10,27 118 140
 2511 SPL11 116 325
 2513 SPL13 153 257
 2514 SPL14,24 183 251
 2515 SPL15,22 197 408
 2516 SPL16 72 67
 2517 SPL17,23 156 208
 2518 SPL18 16 35
 2519 SPL19 30 25
 2521 SPL21 60 85
 2528 SPL28 137 116

(DEMOCRATIC)

COMMITTEEMAN SPANISH LAKE TOWNSHIP
 (Vote for) 1
 01 = TONY WEAVER 2,938 53.99
 02 = ORLANDO SMITH 2,475 45.48
 03 = INVALID WRITE-IN 29 .53

| | 01 | 02 | 03 |
|--------------------|-----|-----|----|
| 2501 SPL1 | 228 | 158 | 1 |
| 2502 SPL2,25 | 217 | 167 | 1 |
| 2503 SPL3 | 134 | 144 | 0 |
| 2504 SPL4 | 131 | 123 | 0 |
| 2505 SPL5 | 62 | 45 | 0 |
| 2506 SPL6 | 18 | 11 | 0 |
| 2507 SPL7 | 232 | 168 | 4 |
| 2508 SPL8 | 30 | 33 | 2 |
| 2509 SPL9,12,20,26 | 195 | 329 | 0 |
| 2510 SPL10,27 | 144 | 100 | 1 |
| 2511 SPL11 | 280 | 142 | 3 |
| 2513 SPL13 | 221 | 165 | 1 |
| 2514 SPL14,24 | 200 | 222 | 3 |
| 2515 SPL15,22 | 374 | 210 | 4 |
| 2516 SPL16 | 56 | 70 | 1 |
| 2517 SPL17,23 | 167 | 186 | 2 |
| 2518 SPL18 | 23 | 24 | 1 |
| 2519 SPL19 | 29 | 22 | 1 |
| 2521 SPL21 | 69 | 71 | 1 |
| 2528 SPL28 | 128 | 85 | 3 |

(DEMOCRATIC)

COMMITTEEWOMAN SPANISH LAKE TOWNSHIP
 (Vote for) 1
 01 = GWENDOLYN (GWEN) REED 3,812 70.01
 02 = LINDA WEAVER 1,617 29.70
 03 = INVALID WRITE-IN 16 .29

| | 01 | 02 | 03 |
|--------------------|-----|-----|----|
| 2501 SPL1 | 270 | 121 | 0 |
| 2502 SPL2,25 | 248 | 132 | 0 |
| 2503 SPL3 | 194 | 90 | 1 |
| 2504 SPL4 | 163 | 86 | 1 |
| 2505 SPL5 | 63 | 42 | 1 |
| 2506 SPL6 | 22 | 8 | 0 |
| 2507 SPL7 | 273 | 130 | 1 |
| 2508 SPL8 | 48 | 16 | 1 |
| 2509 SPL9,12,20,26 | 374 | 148 | 1 |
| 2510 SPL10,27 | 168 | 67 | 2 |
| 2511 SPL11 | 305 | 126 | 0 |
| 2513 SPL13 | 314 | 70 | 0 |
| 2514 SPL14,24 | 293 | 124 | 1 |
| 2515 SPL15,22 | 393 | 192 | 1 |
| 2516 SPL16 | 90 | 36 | 1 |
| 2517 SPL17,23 | 250 | 108 | 1 |
| 2518 SPL18 | 33 | 14 | 1 |
| 2519 SPL19 | 29 | 24 | 0 |
| 2521 SPL21 | 114 | 28 | 0 |
| 2528 SPL28 | 168 | 55 | 3 |

(REPUBLICAN)

U.S. SENATE
 (Vote for) 1
 01 = ROY BLUNT 948 78.09
 02 = KRISTI NICHOLS 185 15.24
 03 = BERNIE MOWINSKI 48 3.95
 04 = RYAN D. LUETHY 33 2.72

| | 01 | 02 | 03 | 04 |
|--------------------|-----|----|----|----|
| 2501 SPL1 | 32 | 6 | 2 | 0 |
| 2502 SPL2,25 | 28 | 7 | 1 | 2 |
| 2503 SPL3 | 15 | 5 | 0 | 1 |
| 2504 SPL4 | 42 | 13 | 2 | 1 |
| 2505 SPL5 | 11 | 3 | 0 | 0 |
| 2506 SPL6 | 10 | 2 | 0 | 0 |
| 2507 SPL7 | 46 | 3 | 1 | 4 |
| 2508 SPL8 | 20 | 4 | 1 | 1 |
| 2509 SPL9,12,20,26 | 110 | 23 | 10 | 5 |
| 2510 SPL10,27 | 126 | 23 | 6 | 0 |
| 2511 SPL11 | 34 | 9 | 0 | 0 |
| 2513 SPL13 | 89 | 17 | 1 | 5 |
| 2514 SPL14,24 | 99 | 18 | 4 | 4 |
| 2515 SPL15,22 | 30 | 9 | 1 | 1 |
| 2516 SPL16 | 45 | 6 | 3 | 4 |
| 2517 SPL17,23 | 37 | 7 | 1 | 1 |
| 2518 SPL18 | 25 | 5 | 3 | 0 |
| 2519 SPL19 | 32 | 4 | 5 | 1 |
| 2521 SPL21 | 41 | 10 | 4 | 1 |
| 2528 SPL28 | 76 | 11 | 3 | 2 |

(REPUBLICAN)

U.S. REPRESENTATIVE DISTRICT 1
 (Vote for) 1
 01 = STEVEN G. BAILEY 726 66.42
 02 = PAUL BERRY, III 367 33.58

01 02

| | | |
|--------------------|-----|----|
| 2501 SPL1 | 27 | 12 |
| 2502 SPL2,25 | 23 | 9 |
| 2503 SPL3 | 10 | 9 |
| 2504 SPL4 | 41 | 14 |
| 2505 SPL5 | 5 | 7 |
| 2506 SPL6 | 4 | 1 |
| 2507 SPL7 | 28 | 18 |
| 2508 SPL8 | 18 | 5 |
| 2509 SPL9,12,20,26 | 80 | 54 |
| 2510 SPL10,27 | 103 | 36 |
| 2511 SPL11 | 25 | 13 |
| 2513 SPL13 | 63 | 41 |
| 2514 SPL14,24 | 89 | 28 |
| 2515 SPL15,22 | 28 | 12 |
| 2516 SPL16 | 33 | 16 |
| 2517 SPL17,23 | 30 | 14 |
| 2518 SPL18 | 12 | 19 |
| 2519 SPL19 | 24 | 16 |
| 2521 SPL21 | 33 | 21 |
| 2528 SPL28 | 50 | 22 |

(REPUBLICAN)

| GOVERNOR | VOTES | PERCENT | WITH 20 OF 20 REPORTING | VOTES | PERCENT |
|------------------------|-------|---------|-------------------------|-------|---------|
| (Vote for) 1 | | | | | |
| 01 = CATHERINE HANAWAY | 376 | 30.42 | 03 = JOHN BRUNNER | 249 | 20.15 |
| 02 = ERIC GREITENS | 336 | 27.18 | 04 = PETER D. KINDER | 275 | 22.25 |

| | 01 | 02 | 03 | 04 |
|--------------------|----|----|----|----|
| 2501 SPL1 | 18 | 9 | 8 | 5 |
| 2502 SPL2,25 | 10 | 15 | 6 | 9 |
| 2503 SPL3 | 8 | 5 | 2 | 6 |
| 2504 SPL4 | 14 | 16 | 12 | 15 |
| 2505 SPL5 | 4 | 5 | 1 | 4 |
| 2506 SPL6 | 3 | 1 | 5 | 3 |
| 2507 SPL7 | 16 | 10 | 13 | 16 |
| 2508 SPL8 | 9 | 6 | 5 | 7 |
| 2509 SPL9,12,20,26 | 53 | 41 | 28 | 30 |
| 2510 SPL10,27 | 46 | 49 | 28 | 35 |
| 2511 SPL11 | 8 | 17 | 13 | 5 |
| 2513 SPL13 | 34 | 22 | 28 | 30 |
| 2514 SPL14,24 | 36 | 38 | 25 | 31 |
| 2515 SPL15,22 | 12 | 10 | 7 | 12 |
| 2516 SPL16 | 21 | 14 | 11 | 12 |
| 2517 SPL17,23 | 15 | 14 | 9 | 8 |
| 2518 SPL18 | 14 | 4 | 7 | 8 |
| 2519 SPL19 | 10 | 16 | 7 | 11 |
| 2521 SPL21 | 22 | 11 | 8 | 16 |
| 2528 SPL28 | 23 | 33 | 26 | 12 |

(REPUBLICAN)

| LIEUTENANT GOVERNOR | VOTES | PERCENT | WITH 20 OF 20 REPORTING | VOTES | PERCENT |
|--------------------------|-------|---------|-------------------------|-------|---------|
| (Vote for) 1 | | | | | |
| 01 = ARNIE C. AC DIENOFF | 73 | 6.11 | 03 = MIKE PARSON | 525 | 43.93 |
| 02 = BEV RANGLES | 597 | 49.96 | | | |

| | 01 | 02 | 03 |
|--------------------|----|----|----|
| 2501 SPL1 | 1 | 23 | 17 |
| 2502 SPL2,25 | 3 | 15 | 18 |
| 2503 SPL3 | 0 | 13 | 8 |
| 2504 SPL4 | 2 | 25 | 30 |
| 2505 SPL5 | 0 | 4 | 9 |
| 2506 SPL6 | 0 | 9 | 2 |
| 2507 SPL7 | 6 | 26 | 23 |
| 2508 SPL8 | 3 | 10 | 14 |
| 2509 SPL9,12,20,26 | 8 | 81 | 56 |
| 2510 SPL10,27 | 7 | 71 | 73 |
| 2511 SPL11 | 4 | 16 | 23 |
| 2513 SPL13 | 4 | 65 | 41 |
| 2514 SPL14,24 | 10 | 59 | 54 |
| 2515 SPL15,22 | 3 | 20 | 19 |
| 2516 SPL16 | 2 | 25 | 27 |
| 2517 SPL17,23 | 3 | 22 | 21 |
| 2518 SPL18 | 2 | 18 | 12 |
| 2519 SPL19 | 3 | 18 | 21 |
| 2521 SPL21 | 7 | 32 | 19 |
| 2528 SPL28 | 5 | 45 | 38 |

(REPUBLICAN)

| SECRETARY OF STATE | VOTES | PERCENT | WITH 20 OF 20 REPORTING | VOTES | PERCENT |
|--------------------------|-------|---------|-------------------------|-------|---------|
| (Vote for) 1 | | | | | |
| 01 = WILL KRAUS | 403 | 33.36 | 03 = ROI CHINN | 61 | 5.05 |
| 02 = JOHN (JAY) ASHCROFT | 744 | 61.59 | | | |

| | 01 | 02 | 03 |
|--------------------|----|-----|----|
| 2501 SPL1 | 13 | 23 | 3 |
| 2502 SPL2,25 | 13 | 21 | 3 |
| 2503 SPL3 | 8 | 13 | 0 |
| 2504 SPL4 | 20 | 33 | 3 |
| 2505 SPL5 | 4 | 10 | 0 |
| 2506 SPL6 | 3 | 8 | 0 |
| 2507 SPL7 | 19 | 32 | 2 |
| 2508 SPL8 | 9 | 18 | 0 |
| 2509 SPL9,12,20,26 | 53 | 85 | 10 |
| 2510 SPL10,27 | 46 | 104 | 4 |
| 2511 SPL11 | 12 | 27 | 5 |
| 2513 SPL13 | 38 | 71 | 3 |
| 2514 SPL14,24 | 46 | 72 | 6 |
| 2515 SPL15,22 | 10 | 27 | 5 |
| 2516 SPL16 | 31 | 23 | 4 |
| 2517 SPL17,23 | 16 | 26 | 2 |
| 2518 SPL18 | 14 | 18 | 1 |
| 2519 SPL19 | 7 | 30 | 5 |
| 2521 SPL21 | 21 | 36 | 1 |
| 2528 SPL28 | 20 | 67 | 4 |

(REPUBLICAN)

WITH 20 OF 20 REPORTING

| | | VOTES | PERCENT |
|--------------------|-----|-------|---------|
| STATE TREASURER | | | |
| (Vote for) 1 | | | |
| 01 = ERIC SCHMITT | | 1,067 | 100.00 |
| ----- | | | |
| 01 | | | |
| ----- | | | |
| 2501 SPL1 | 37 | | |
| 2502 SPL2,25 | 36 | | |
| 2503 SPL3 | 17 | | |
| 2504 SPL4 | 48 | | |
| 2505 SPL5 | 12 | | |
| 2506 SPL6 | 9 | | |
| 2507 SPL7 | 51 | | |
| 2508 SPL8 | 23 | | |
| 2509 SPL9,12,20,26 | 125 | | |
| 2510 SPL10,27 | 132 | | |
| 2511 SPL11 | 38 | | |
| 2513 SPL13 | 104 | | |
| 2514 SPL14,24 | 114 | | |
| 2515 SPL15,22 | 39 | | |
| 2516 SPL16 | 51 | | |
| 2517 SPL17,23 | 37 | | |
| 2518 SPL18 | 28 | | |
| 2519 SPL19 | 41 | | |
| 2521 SPL21 | 50 | | |
| 2528 SPL28 | 75 | | |

(REPUBLICAN)

| | | VOTES | PERCENT | WITH 20 OF 20 | REPORTING |
|--------------------|--------|-------|---------|---------------|-----------|
| ATTORNEY GENERAL | | | | | |
| (Vote for) 1 | | | | | |
| 01 = JOSH HAWLEY | | 890 | 74.29 | | |
| 02 = KURT SCHAEFER | | 308 | 25.71 | | |
| ----- | | | | | |
| 01 02 | | | | | |
| ----- | | | | | |
| 2501 SPL1 | 30 10 | | | | |
| 2502 SPL2,25 | 26 11 | | | | |
| 2503 SPL3 | 17 4 | | | | |
| 2504 SPL4 | 41 15 | | | | |
| 2505 SPL5 | 9 3 | | | | |
| 2506 SPL6 | 10 2 | | | | |
| 2507 SPL7 | 34 21 | | | | |
| 2508 SPL8 | 21 6 | | | | |
| 2509 SPL9,12,20,26 | 112 32 | | | | |
| 2510 SPL10,27 | 118 33 | | | | |
| 2511 SPL11 | 27 14 | | | | |
| 2513 SPL13 | 75 35 | | | | |
| 2514 SPL14,24 | 99 29 | | | | |
| 2515 SPL15,22 | 27 15 | | | | |
| 2516 SPL16 | 42 13 | | | | |
| 2517 SPL17,23 | 28 17 | | | | |
| 2518 SPL18 | 25 5 | | | | |
| 2519 SPL19 | 35 9 | | | | |
| 2521 SPL21 | 38 18 | | | | |
| 2528 SPL28 | 76 16 | | | | |

(REPUBLICAN)

| | | VOTES | PERCENT | WITH 20 OF 20 | REPORTING |
|---------------------------|---|-------|---------|---------------|-----------|
| STATE SENATOR DISTRICT 13 | | | | | |
| (Vote for) 1 | | | | | |
| 01 = NO CANDIDATE FILED | | 0 | | | |
| ----- | | | | | |
| 01 | | | | | |
| ----- | | | | | |
| 2501 SPL1 | 0 | | | | |
| 2502 SPL2,25 | 0 | | | | |
| 2503 SPL3 | 0 | | | | |
| 2504 SPL4 | 0 | | | | |
| 2505 SPL5 | 0 | | | | |
| 2506 SPL6 | 0 | | | | |
| 2507 SPL7 | 0 | | | | |
| 2508 SPL8 | 0 | | | | |
| 2509 SPL9,12,20,26 | 0 | | | | |
| 2510 SPL10,27 | 0 | | | | |
| 2511 SPL11 | 0 | | | | |
| 2513 SPL13 | 0 | | | | |
| 2514 SPL14,24 | 0 | | | | |
| 2515 SPL15,22 | 0 | | | | |
| 2516 SPL16 | 0 | | | | |
| 2517 SPL17,23 | 0 | | | | |
| 2518 SPL18 | 0 | | | | |
| 2519 SPL19 | 0 | | | | |
| 2521 SPL21 | 0 | | | | |
| 2528 SPL28 | 0 | | | | |

(REPUBLICAN)

| | | VOTES | PERCENT | WITH 2 OF 2 | REPORTING |
|----------------------------------|----|-------|---------|-------------|-----------|
| STATE REPRESENTATIVE DISTRICT 66 | | | | | |
| (Vote for) 1 | | | | | |
| 01 = JOHN A. SAXTON | | 53 | 100.00 | | |
| ----- | | | | | |
| 01 | | | | | |
| ----- | | | | | |
| 2505 SPL5 | 11 | | | | |
| 2519 SPL19 | 42 | | | | |

(REPUBLICAN)

| | | VOTES | PERCENT | WITH 15 OF 15 | REPORTING |
|----------------------------------|---|-------|---------|---------------|-----------|
| STATE REPRESENTATIVE DISTRICT 67 | | | | | |
| (Vote for) 1 | | | | | |
| 01 = NO CANDIDATE FILED | | 0 | | | |
| ----- | | | | | |
| 01 | | | | | |
| ----- | | | | | |
| 2501 SPL1 | 0 | | | | |
| 2502 SPL2,25 | 0 | | | | |
| 2503 SPL3 | 0 | | | | |
| 2504 SPL4 | 0 | | | | |
| 2506 SPL6 | 0 | | | | |
| 2507 SPL7 | 0 | | | | |
| 2508 SPL8 | 0 | | | | |

| | |
|---------------|---|
| 2510 SPL10,27 | 0 |
| 2511 SPL11 | 0 |
| 2513 SPL13 | 0 |
| 2514 SPL14,24 | 0 |
| 2515 SPL15,22 | 0 |
| 2517 SPL17,23 | 0 |
| 2521 SPL21 | 0 |
| 2528 SPL28 | 0 |

=====

| (REPUBLICAN) | VOTES | PERCENT | WITH 3 OF 3 REPORTING |
|----------------------------------|-------|---------|-----------------------|
| STATE REPRESENTATIVE DISTRICT 68 | | | |
| (Vote for) 1 | | | |
| 01 = NO CANDIDATE FILED | 0 | | |
| ----- | | | |
| 01 | | | |
| ----- | | | |
| 2509 SPL9,12,20,26 | 0 | | |
| 2516 SPL16 | 0 | | |
| 2518 SPL18 | 0 | | |

=====

| (REPUBLICAN) | VOTES | PERCENT | WITH 20 OF 20 REPORTING |
|---------------------------|-------|---------|-------------------------|
| COUNTY COUNCIL DISTRICT 4 | | | |
| (Vote for) 1 | | | |
| 01 = CURTIS FAULKNER | 1,000 | 100.00 | |
| ----- | | | |
| 01 | | | |
| ----- | | | |
| 2501 SPL1 | 34 | | |
| 2502 SPL2,25 | 31 | | |
| 2503 SPL3 | 18 | | |
| 2504 SPL4 | 45 | | |
| 2505 SPL5 | 12 | | |
| 2506 SPL6 | 7 | | |
| 2507 SPL7 | 50 | | |
| 2508 SPL8 | 20 | | |
| 2509 SPL9,12,20,26 | 121 | | |
| 2510 SPL10,27 | 124 | | |
| 2511 SPL11 | 36 | | |
| 2513 SPL13 | 92 | | |
| 2514 SPL14,24 | 107 | | |
| 2515 SPL15,22 | 37 | | |
| 2516 SPL16 | 45 | | |
| 2517 SPL17,23 | 39 | | |
| 2518 SPL18 | 28 | | |
| 2519 SPL19 | 41 | | |
| 2521 SPL21 | 43 | | |
| 2528 SPL28 | 70 | | |

=====

| (REPUBLICAN) | VOTES | PERCENT | WITH 20 OF 20 REPORTING |
|------------------------------------|-------|---------|-------------------------|
| COMMITTEEMAN SPANISH LAKE TOWNSHIP | | | |
| (Vote for) 1 | | | |
| 01 = ROBERT (BOBBY) KOCH | 979 | 98.19 | |
| 02 = INVALID WRITE-IN | 18 | 1.81 | |
| ----- | | | |
| 01 02 | | | |
| ----- | | | |
| 2501 SPL1 | 38 | 0 | |
| 2502 SPL2,25 | 30 | 0 | |
| 2503 SPL3 | 17 | 1 | |
| 2504 SPL4 | 46 | 1 | |
| 2505 SPL5 | 9 | 2 | |
| 2506 SPL6 | 7 | 0 | |
| 2507 SPL7 | 49 | 2 | |
| 2508 SPL8 | 18 | 1 | |
| 2509 SPL9,12,20,26 | 121 | 1 | |
| 2510 SPL10,27 | 124 | 1 | |
| 2511 SPL11 | 32 | 1 | |
| 2513 SPL13 | 87 | 2 | |
| 2514 SPL14,24 | 105 | 1 | |
| 2515 SPL15,22 | 37 | 0 | |
| 2516 SPL16 | 41 | 0 | |
| 2517 SPL17,23 | 38 | 2 | |
| 2518 SPL18 | 26 | 2 | |
| 2519 SPL19 | 41 | 0 | |
| 2521 SPL21 | 44 | 0 | |
| 2528 SPL28 | 69 | 1 | |

=====

| (REPUBLICAN) | VOTES | PERCENT | WITH 20 OF 20 REPORTING |
|--------------------------------------|-------|---------|-------------------------|
| COMMITTEEWOMAN SPANISH LAKE TOWNSHIP | | | |
| (Vote for) 1 | | | |
| 01 = DIANE WILDMAN | 970 | 98.38 | |
| 02 = INVALID WRITE-IN | 16 | 1.62 | |
| ----- | | | |
| 01 02 | | | |
| ----- | | | |
| 2501 SPL1 | 37 | 0 | |
| 2502 SPL2,25 | 31 | 0 | |
| 2503 SPL3 | 17 | 1 | |
| 2504 SPL4 | 49 | 0 | |
| 2505 SPL5 | 10 | 1 | |
| 2506 SPL6 | 6 | 0 | |
| 2507 SPL7 | 48 | 2 | |
| 2508 SPL8 | 18 | 1 | |
| 2509 SPL9,12,20,26 | 122 | 1 | |
| 2510 SPL10,27 | 122 | 1 | |
| 2511 SPL11 | 30 | 0 | |
| 2513 SPL13 | 86 | 1 | |
| 2514 SPL14,24 | 107 | 1 | |
| 2515 SPL15,22 | 36 | 0 | |
| 2516 SPL16 | 41 | 0 | |
| 2517 SPL17,23 | 37 | 2 | |
| 2518 SPL18 | 26 | 2 | |
| 2519 SPL19 | 40 | 2 | |
| 2521 SPL21 | 43 | 0 | |
| 2528 SPL28 | 64 | 1 | |

=====

| (LIBERTARIAN) | VOTES | PERCENT | WITH 20 OF 20 REPORTING |
|---------------|-------|---------|-------------------------|
|---------------|-------|---------|-------------------------|

U.S. SENATE
 (Vote for) 1
 01 = JONATHAN DINE 6 60.00
 02 = HERSCHEL L. YOUNG 4 40.00

 01 02

2501 SPL1 1 0
 2502 SPL2,25 0 0
 2503 SPL3 0 0
 2504 SPL4 0 0
 2505 SPL5 0 0
 2506 SPL6 0 0
 2507 SPL7 0 0
 2508 SPL8 0 0
 2509 SPL9,12,20,26 0 1
 2510 SPL10,27 0 1
 2511 SPL11 3 1
 2513 SPL13 0 0
 2514 SPL14,24 0 0
 2515 SPL15,22 0 1
 2516 SPL16 1 0
 2517 SPL17,23 0 0
 2518 SPL18 0 0
 2519 SPL19 0 0
 2521 SPL21 1 0
 2528 SPL28 0 0

(LIBERTARIAN)

VOTES PERCENT WITH 20 OF 20 REPORTING

U.S. REPRESENTATIVE DISTRICT 1
 (Vote for) 1
 01 = ROBB E. CUNNINGHAM 9 100.00

 01

2501 SPL1 1
 2502 SPL2,25 0
 2503 SPL3 0
 2504 SPL4 0
 2505 SPL5 0
 2506 SPL6 0
 2507 SPL7 0
 2508 SPL8 0
 2509 SPL9,12,20,26 1
 2510 SPL10,27 1
 2511 SPL11 3
 2513 SPL13 0
 2514 SPL14,24 0
 2515 SPL15,22 1
 2516 SPL16 1
 2517 SPL17,23 0
 2518 SPL18 0
 2519 SPL19 0
 2521 SPL21 1
 2528 SPL28 0

(LIBERTARIAN)

VOTES PERCENT WITH 20 OF 20 REPORTING

GOVERNOR
 (Vote for) 1
 01 = CISSE W. SPRAGINS 10 100.00

 01

2501 SPL1 1
 2502 SPL2,25 0
 2503 SPL3 0
 2504 SPL4 0
 2505 SPL5 0
 2506 SPL6 0
 2507 SPL7 0
 2508 SPL8 0
 2509 SPL9,12,20,26 1
 2510 SPL10,27 1
 2511 SPL11 4
 2513 SPL13 0
 2514 SPL14,24 0
 2515 SPL15,22 1
 2516 SPL16 1
 2517 SPL17,23 0
 2518 SPL18 0
 2519 SPL19 0
 2521 SPL21 1
 2528 SPL28 0

(LIBERTARIAN)

VOTES PERCENT WITH 20 OF 20 REPORTING

LIEUTENANT GOVERNOR
 (Vote for) 1
 01 = STEVEN R. HEDRICK 9 100.00

 01

2501 SPL1 1
 2502 SPL2,25 0
 2503 SPL3 0
 2504 SPL4 0
 2505 SPL5 0
 2506 SPL6 0
 2507 SPL7 0
 2508 SPL8 0
 2509 SPL9,12,20,26 1
 2510 SPL10,27 1
 2511 SPL11 4
 2513 SPL13 0
 2514 SPL14,24 0
 2515 SPL15,22 1
 2516 SPL16 1
 2517 SPL17,23 0
 2518 SPL18 0
 2519 SPL19 0
 2521 SPL21 0
 2528 SPL28 0

(LIBERTARIAN)

VOTES PERCENT WITH 20 OF 20 REPORTING

SECRETARY OF STATE

(Vote for) 1
01 = CHRIS MORRILL

8 100.00

01

2501 SPL1 1
2502 SPL2,25 0
2503 SPL3 0
2504 SPL4 0
2505 SPL5 0
2506 SPL6 0
2507 SPL7 0
2508 SPL8 0
2509 SPL9,12,20,26 1
2510 SPL10,27 1
2511 SPL11 3
2513 SPL13 0
2514 SPL14,24 0
2515 SPL15,22 1
2516 SPL16 1
2517 SPL17,23 0
2518 SPL18 0
2519 SPL19 0
2521 SPL21 0
2528 SPL28 0

(LIBERTARIAN)

VOTES PERCENT WITH 20 OF 20 REPORTING

STATE TREASURER

(Vote for) 1
01 = SEAN O'TOOLE

9 100.00

01

2501 SPL1 1
2502 SPL2,25 0
2503 SPL3 0
2504 SPL4 0
2505 SPL5 0
2506 SPL6 0
2507 SPL7 0
2508 SPL8 0
2509 SPL9,12,20,26 1
2510 SPL10,27 1
2511 SPL11 4
2513 SPL13 0
2514 SPL14,24 0
2515 SPL15,22 1
2516 SPL16 1
2517 SPL17,23 0
2518 SPL18 0
2519 SPL19 0
2521 SPL21 0
2528 SPL28 0

(LIBERTARIAN)

VOTES PERCENT WITH 20 OF 20 REPORTING

ATTORNEY GENERAL

(Vote for) 1
01 = NO CANDIDATE FILED

0

01

2501 SPL1 0
2502 SPL2,25 0
2503 SPL3 0
2504 SPL4 0
2505 SPL5 0
2506 SPL6 0
2507 SPL7 0
2508 SPL8 0
2509 SPL9,12,20,26 0
2510 SPL10,27 0
2511 SPL11 0
2513 SPL13 0
2514 SPL14,24 0
2515 SPL15,22 0
2516 SPL16 0
2517 SPL17,23 0
2518 SPL18 0
2519 SPL19 0
2521 SPL21 0
2528 SPL28 0

(LIBERTARIAN)

VOTES PERCENT WITH 20 OF 20 REPORTING

STATE SENATOR DISTRICT 13

(Vote for) 1
01 = NO CANDIDATE FILED

0

01

2501 SPL1 0
2502 SPL2,25 0
2503 SPL3 0
2504 SPL4 0
2505 SPL5 0
2506 SPL6 0
2507 SPL7 0
2508 SPL8 0
2509 SPL9,12,20,26 0
2510 SPL10,27 0
2511 SPL11 0
2513 SPL13 0
2514 SPL14,24 0
2515 SPL15,22 0
2516 SPL16 0
2517 SPL17,23 0
2518 SPL18 0

2519 SPL19 0
2521 SPL21 0
2528 SPL28 0

(LIBERTARIAN)

VOTES PERCENT WITH 2 OF 2 REPORTING

STATE REPRESENTATIVE DISTRICT 66
(Vote for) 1
01 = NO CANDIDATE FILED

01

2505 SPL5 0
2519 SPL19 0

(LIBERTARIAN)

VOTES PERCENT WITH 15 OF 15 REPORTING

STATE REPRESENTATIVE DISTRICT 67
(Vote for) 1
01 = NO CANDIDATE FILED

01

2501 SPL1 0
2502 SPL2,25 0
2503 SPL3 0
2504 SPL4 0
2506 SPL6 0
2507 SPL7 0
2508 SPL8 0
2510 SPL10,27 0
2511 SPL11 0
2513 SPL13 0
2514 SPL14,24 0
2515 SPL15,22 0
2517 SPL17,23 0
2521 SPL21 0
2528 SPL28 0

(LIBERTARIAN)

VOTES PERCENT WITH 3 OF 3 REPORTING

STATE REPRESENTATIVE DISTRICT 68
(Vote for) 1
01 = NO CANDIDATE FILED

01

2509 SPL9,12,20,26 0
2516 SPL16 0
2518 SPL18 0

(LIBERTARIAN)

VOTES PERCENT WITH 20 OF 20 REPORTING

COUNTY COUNCIL DISTRICT 4
(Vote for) 1
01 = JEFF COLEMAN

01

2501 SPL1 1
2502 SPL2,25 0
2503 SPL3 0
2504 SPL4 0
2505 SPL5 0
2506 SPL6 0
2507 SPL7 0
2508 SPL8 0
2509 SPL9,12,20,26 1
2510 SPL10,27 1
2511 SPL11 4
2513 SPL13 0
2514 SPL14,24 0
2515 SPL15,22 1
2516 SPL16 1
2517 SPL17,23 0
2518 SPL18 0
2519 SPL19 0
2521 SPL21 1
2528 SPL28 0

(LIBERTARIAN)

VOTES PERCENT WITH 20 OF 20 REPORTING

COMMITTEEMAN SPANISH LAKE TOWNSHIP
(Vote for) 1
01 = JEFF COLEMAN
02 = INVALID WRITE-IN

01 02

2501 SPL1 1 0
2502 SPL2,25 0 0
2503 SPL3 0 0
2504 SPL4 0 0
2505 SPL5 0 0
2506 SPL6 0 0
2507 SPL7 0 0
2508 SPL8 0 0
2509 SPL9,12,20,26 1 0
2510 SPL10,27 1 0
2511 SPL11 4 0
2513 SPL13 0 0
2514 SPL14,24 0 0
2515 SPL15,22 1 0
2516 SPL16 1 0
2517 SPL17,23 0 0
2518 SPL18 0 0
2519 SPL19 0 0
2521 SPL21 0 1
2528 SPL28 0 0

(LIBERTARIAN)

WITH 20 OF 20 REPORTING

| COMMITTEEWOMAN SPANISH LAKE TOWNSHIP | | VOTES | PERCENT |
|--------------------------------------|-------|-------|---------|
| (Vote for) 1 | | 0 | |
| 01 = NO CANDIDATE FILED | | 2 | 100.00 |
| 02 = *SEE OFFICIAL WRITE-IN REPORT | | | |
| | ----- | | |
| | 01 02 | | |
| | ----- | | |
| 2501 SPL1 | 0 | 0 | |
| 2502 SPL2,25 | 0 | 0 | |
| 2503 SPL3 | 0 | 0 | |
| 2504 SPL4 | 0 | 0 | |
| 2505 SPL5 | 0 | 0 | |
| 2506 SPL6 | 0 | 0 | |
| 2507 SPL7 | 0 | 0 | |
| 2508 SPL8 | 0 | 0 | |
| 2509 SPL9,12,20,26 | 0 | 0 | |
| 2510 SPL10,27 | 0 | 0 | |
| 2511 SPL11 | 0 | 1 | |
| 2513 SPL13 | 0 | 0 | |
| 2514 SPL14,24 | 0 | 0 | |
| 2515 SPL15,22 | 0 | 0 | |
| 2516 SPL16 | 0 | 0 | |
| 2517 SPL17,23 | 0 | 0 | |
| 2518 SPL18 | 0 | 0 | |
| 2519 SPL19 | 0 | 0 | |
| 2521 SPL21 | 0 | 1 | |
| 2528 SPL28 | 0 | 0 | |

| (CONSTITUTION) | | VOTES | PERCENT | WITH 20 OF 20 | REPORTING |
|--------------------|-------|-------|---------|---------------|-----------|
| U.S. SENATE | | | | | |
| (Vote for) 1 | | | | | |
| 01 = FRED RYMAN | | 5 | 100.00 | | |
| | ----- | | | | |
| | 01 | | | | |
| | ----- | | | | |
| 2501 SPL1 | 1 | | | | |
| 2502 SPL2,25 | 0 | | | | |
| 2503 SPL3 | 0 | | | | |
| 2504 SPL4 | 0 | | | | |
| 2505 SPL5 | 0 | | | | |
| 2506 SPL6 | 0 | | | | |
| 2507 SPL7 | 0 | | | | |
| 2508 SPL8 | 0 | | | | |
| 2509 SPL9,12,20,26 | 1 | | | | |
| 2510 SPL10,27 | 0 | | | | |
| 2511 SPL11 | 0 | | | | |
| 2513 SPL13 | 0 | | | | |
| 2514 SPL14,24 | 0 | | | | |
| 2515 SPL15,22 | 0 | | | | |
| 2516 SPL16 | 1 | | | | |
| 2517 SPL17,23 | 0 | | | | |
| 2518 SPL18 | 0 | | | | |
| 2519 SPL19 | 0 | | | | |
| 2521 SPL21 | 0 | | | | |
| 2528 SPL28 | 2 | | | | |

| (CONSTITUTION) | | VOTES | PERCENT | WITH 20 OF 20 | REPORTING |
|--------------------------------|-------|-------|---------|---------------|-----------|
| U.S. REPRESENTATIVE DISTRICT 1 | | | | | |
| (Vote for) 1 | | | | | |
| 01 = NO CANDIDATE FILED | | 0 | | | |
| | ----- | | | | |
| | 01 | | | | |
| | ----- | | | | |
| 2501 SPL1 | 0 | | | | |
| 2502 SPL2,25 | 0 | | | | |
| 2503 SPL3 | 0 | | | | |
| 2504 SPL4 | 0 | | | | |
| 2505 SPL5 | 0 | | | | |
| 2506 SPL6 | 0 | | | | |
| 2507 SPL7 | 0 | | | | |
| 2508 SPL8 | 0 | | | | |
| 2509 SPL9,12,20,26 | 0 | | | | |
| 2510 SPL10,27 | 0 | | | | |
| 2511 SPL11 | 0 | | | | |
| 2513 SPL13 | 0 | | | | |
| 2514 SPL14,24 | 0 | | | | |
| 2515 SPL15,22 | 0 | | | | |
| 2516 SPL16 | 0 | | | | |
| 2517 SPL17,23 | 0 | | | | |
| 2518 SPL18 | 0 | | | | |
| 2519 SPL19 | 0 | | | | |
| 2521 SPL21 | 0 | | | | |
| 2528 SPL28 | 0 | | | | |

| (CONSTITUTION) | | VOTES | PERCENT | WITH 20 OF 20 | REPORTING |
|-------------------------|-------|-------|---------|---------------|-----------|
| GOVERNOR | | | | | |
| (Vote for) 1 | | | | | |
| 01 = NO CANDIDATE FILED | | 0 | | | |
| | ----- | | | | |
| | 01 | | | | |
| | ----- | | | | |
| 2501 SPL1 | 0 | | | | |
| 2502 SPL2,25 | 0 | | | | |
| 2503 SPL3 | 0 | | | | |
| 2504 SPL4 | 0 | | | | |
| 2505 SPL5 | 0 | | | | |
| 2506 SPL6 | 0 | | | | |
| 2507 SPL7 | 0 | | | | |
| 2508 SPL8 | 0 | | | | |
| 2509 SPL9,12,20,26 | 0 | | | | |
| 2510 SPL10,27 | 0 | | | | |
| 2511 SPL11 | 0 | | | | |
| 2513 SPL13 | 0 | | | | |
| 2514 SPL14,24 | 0 | | | | |
| 2515 SPL15,22 | 0 | | | | |
| 2516 SPL16 | 0 | | | | |
| 2517 SPL17,23 | 0 | | | | |
| 2518 SPL18 | 0 | | | | |
| 2519 SPL19 | 0 | | | | |
| 2521 SPL21 | 0 | | | | |

2528 SPL28 0

(CONSTITUTION)

LIEUTENANT GOVERNOR
 (Vote for) 1
 01 = NO CANDIDATE FILED

| | VOTES | PERCENT | WITH 20 OF 20 | REPORTING |
|--------------------|-------|---------|---------------|-----------|
| | 0 | | | |
| | ----- | | | |
| | 01 | | | |
| | ----- | | | |
| 2501 SPL1 | 0 | | | |
| 2502 SPL2,25 | 0 | | | |
| 2503 SPL3 | 0 | | | |
| 2504 SPL4 | 0 | | | |
| 2505 SPL5 | 0 | | | |
| 2506 SPL6 | 0 | | | |
| 2507 SPL7 | 0 | | | |
| 2508 SPL8 | 0 | | | |
| 2509 SPL9,12,20,26 | 0 | | | |
| 2510 SPL10,27 | 0 | | | |
| 2511 SPL11 | 0 | | | |
| 2513 SPL13 | 0 | | | |
| 2514 SPL14,24 | 0 | | | |
| 2515 SPL15,22 | 0 | | | |
| 2516 SPL16 | 0 | | | |
| 2517 SPL17,23 | 0 | | | |
| 2518 SPL18 | 0 | | | |
| 2519 SPL19 | 0 | | | |
| 2521 SPL21 | 0 | | | |
| 2528 SPL28 | 0 | | | |

(CONSTITUTION)

SECRETARY OF STATE
 (Vote for) 1
 01 = NO CANDIDATE FILED

| | VOTES | PERCENT | WITH 20 OF 20 | REPORTING |
|--------------------|-------|---------|---------------|-----------|
| | 0 | | | |
| | ----- | | | |
| | 01 | | | |
| | ----- | | | |
| 2501 SPL1 | 0 | | | |
| 2502 SPL2,25 | 0 | | | |
| 2503 SPL3 | 0 | | | |
| 2504 SPL4 | 0 | | | |
| 2505 SPL5 | 0 | | | |
| 2506 SPL6 | 0 | | | |
| 2507 SPL7 | 0 | | | |
| 2508 SPL8 | 0 | | | |
| 2509 SPL9,12,20,26 | 0 | | | |
| 2510 SPL10,27 | 0 | | | |
| 2511 SPL11 | 0 | | | |
| 2513 SPL13 | 0 | | | |
| 2514 SPL14,24 | 0 | | | |
| 2515 SPL15,22 | 0 | | | |
| 2516 SPL16 | 0 | | | |
| 2517 SPL17,23 | 0 | | | |
| 2518 SPL18 | 0 | | | |
| 2519 SPL19 | 0 | | | |
| 2521 SPL21 | 0 | | | |
| 2528 SPL28 | 0 | | | |

(CONSTITUTION)

STATE TREASURER
 (Vote for) 1
 01 = NO CANDIDATE FILED

| | VOTES | PERCENT | WITH 20 OF 20 | REPORTING |
|--------------------|-------|---------|---------------|-----------|
| | 0 | | | |
| | ----- | | | |
| | 01 | | | |
| | ----- | | | |
| 2501 SPL1 | 0 | | | |
| 2502 SPL2,25 | 0 | | | |
| 2503 SPL3 | 0 | | | |
| 2504 SPL4 | 0 | | | |
| 2505 SPL5 | 0 | | | |
| 2506 SPL6 | 0 | | | |
| 2507 SPL7 | 0 | | | |
| 2508 SPL8 | 0 | | | |
| 2509 SPL9,12,20,26 | 0 | | | |
| 2510 SPL10,27 | 0 | | | |
| 2511 SPL11 | 0 | | | |
| 2513 SPL13 | 0 | | | |
| 2514 SPL14,24 | 0 | | | |
| 2515 SPL15,22 | 0 | | | |
| 2516 SPL16 | 0 | | | |
| 2517 SPL17,23 | 0 | | | |
| 2518 SPL18 | 0 | | | |
| 2519 SPL19 | 0 | | | |
| 2521 SPL21 | 0 | | | |
| 2528 SPL28 | 0 | | | |

(CONSTITUTION)

ATTORNEY GENERAL
 (Vote for) 1
 01 = NO CANDIDATE FILED

| | VOTES | PERCENT | WITH 20 OF 20 | REPORTING |
|--------------------|-------|---------|---------------|-----------|
| | 0 | | | |
| | ----- | | | |
| | 01 | | | |
| | ----- | | | |
| 2501 SPL1 | 0 | | | |
| 2502 SPL2,25 | 0 | | | |
| 2503 SPL3 | 0 | | | |
| 2504 SPL4 | 0 | | | |
| 2505 SPL5 | 0 | | | |
| 2506 SPL6 | 0 | | | |
| 2507 SPL7 | 0 | | | |
| 2508 SPL8 | 0 | | | |
| 2509 SPL9,12,20,26 | 0 | | | |
| 2510 SPL10,27 | 0 | | | |
| 2511 SPL11 | 0 | | | |
| 2513 SPL13 | 0 | | | |
| 2514 SPL14,24 | 0 | | | |
| 2515 SPL15,22 | 0 | | | |
| 2516 SPL16 | 0 | | | |
| 2517 SPL17,23 | 0 | | | |

2518 SPL18 0
2519 SPL19 0
2521 SPL21 0
2528 SPL28 0

(CONSTITUTION)

VOTES PERCENT WITH 20 OF 20 REPORTING

STATE SENATOR DISTRICT 13
(Vote for) 1
01 = NO CANDIDATE FILED

0

01

2501 SPL1 0
2502 SPL2,25 0
2503 SPL3 0
2504 SPL4 0
2505 SPL5 0
2506 SPL6 0
2507 SPL7 0
2508 SPL8 0
2509 SPL9,12,20,26 0
2510 SPL10,27 0
2511 SPL11 0
2513 SPL13 0
2514 SPL14,24 0
2515 SPL15,22 0
2516 SPL16 0
2517 SPL17,23 0
2518 SPL18 0
2519 SPL19 0
2521 SPL21 0
2528 SPL28 0

(CONSTITUTION)

VOTES PERCENT WITH 2 OF 2 REPORTING

STATE REPRESENTATIVE DISTRICT 66
(Vote for) 1
01 = NO CANDIDATE FILED

0

01

2505 SPL5 0
2519 SPL19 0

(CONSTITUTION)

VOTES PERCENT WITH 15 OF 15 REPORTING

STATE REPRESENTATIVE DISTRICT 67
(Vote for) 1
01 = NO CANDIDATE FILED

0

01

2501 SPL1 0
2502 SPL2,25 0
2503 SPL3 0
2504 SPL4 0
2506 SPL6 0
2507 SPL7 0
2508 SPL8 0
2510 SPL10,27 0
2511 SPL11 0
2513 SPL13 0
2514 SPL14,24 0
2515 SPL15,22 0
2517 SPL17,23 0
2521 SPL21 0
2528 SPL28 0

(CONSTITUTION)

VOTES PERCENT WITH 3 OF 3 REPORTING

STATE REPRESENTATIVE DISTRICT 68
(Vote for) 1
01 = NO CANDIDATE FILED

0

01

2509 SPL9,12,20,26 0
2516 SPL16 0
2518 SPL18 0

(CONSTITUTION)

VOTES PERCENT WITH 20 OF 20 REPORTING

COUNTY COUNCIL DISTRICT 4
(Vote for) 1
01 = NO CANDIDATE FILED

0

01

2501 SPL1 0
2502 SPL2,25 0
2503 SPL3 0
2504 SPL4 0
2505 SPL5 0
2506 SPL6 0
2507 SPL7 0
2508 SPL8 0
2509 SPL9,12,20,26 0
2510 SPL10,27 0
2511 SPL11 0
2513 SPL13 0
2514 SPL14,24 0
2515 SPL15,22 0
2516 SPL16 0
2517 SPL17,23 0
2518 SPL18 0
2519 SPL19 0
2521 SPL21 0
2528 SPL28 0

(CONSTITUTION)

WITH 20 OF 20 REPORTING

| COMMITTEEMAN SPANISH LAKE TOWNSHIP | | VOTES | PERCENT |
|------------------------------------|--|-------|---------|
| (Vote for) 1 | | | |
| 01 = NO CANDIDATE FILED | | 0 | |
| 02 = *SEE OFFICIAL WRITE-IN REPORT | | 0 | |
| | | 01 | 02 |
| 2501 SPL1 | | 0 | 0 |
| 2502 SPL2,25 | | 0 | 0 |
| 2503 SPL3 | | 0 | 0 |
| 2504 SPL4 | | 0 | 0 |
| 2505 SPL5 | | 0 | 0 |
| 2506 SPL6 | | 0 | 0 |
| 2507 SPL7 | | 0 | 0 |
| 2508 SPL8 | | 0 | 0 |
| 2509 SPL9,12,20,26 | | 0 | 0 |
| 2510 SPL10,27 | | 0 | 0 |
| 2511 SPL11 | | 0 | 0 |
| 2513 SPL13 | | 0 | 0 |
| 2514 SPL14,24 | | 0 | 0 |
| 2515 SPL15,22 | | 0 | 0 |
| 2516 SPL16 | | 0 | 0 |
| 2517 SPL17,23 | | 0 | 0 |
| 2518 SPL18 | | 0 | 0 |
| 2519 SPL19 | | 0 | 0 |
| 2521 SPL21 | | 0 | 0 |
| 2528 SPL28 | | 0 | 0 |

| (CONSTITUTION) | | VOTES | PERCENT | WITH 20 OF 20 | REPORTING |
|--------------------------------------|--|-------|---------|---------------|-----------|
| COMMITTEEWOMAN SPANISH LAKE TOWNSHIP | | | | | |
| (Vote for) 1 | | | | | |
| 01 = NO CANDIDATE FILED | | | | | |
| 02 = *SEE OFFICIAL WRITE-IN REPORT | | | | | |
| | | 01 | 02 | | |
| 2501 SPL1 | | 0 | 0 | | |
| 2502 SPL2,25 | | 0 | 0 | | |
| 2503 SPL3 | | 0 | 0 | | |
| 2504 SPL4 | | 0 | 0 | | |
| 2505 SPL5 | | 0 | 0 | | |
| 2506 SPL6 | | 0 | 0 | | |
| 2507 SPL7 | | 0 | 0 | | |
| 2508 SPL8 | | 0 | 0 | | |
| 2509 SPL9,12,20,26 | | 0 | 0 | | |
| 2510 SPL10,27 | | 0 | 0 | | |
| 2511 SPL11 | | 0 | 0 | | |
| 2513 SPL13 | | 0 | 0 | | |
| 2514 SPL14,24 | | 0 | 0 | | |
| 2515 SPL15,22 | | 0 | 0 | | |
| 2516 SPL16 | | 0 | 0 | | |
| 2517 SPL17,23 | | 0 | 0 | | |
| 2518 SPL18 | | 0 | 0 | | |
| 2519 SPL19 | | 0 | 0 | | |
| 2521 SPL21 | | 0 | 0 | | |
| 2528 SPL28 | | 0 | 0 | | |

WE, THE BOARD OF ELECTION COMMISSIONERS OF ST. LOUIS COUNTY, MISSOURI, ACTING AS THE VERIFICATION BOARD PURSUANT TO SECTION 115.507, RSMO, HEREBY CERTIFY THE FOREGOING TO BE A TRUE AND CORRECT ABSTRACT OF VOTES CAST FOR THE CANDIDATES AND ISSUES AT THE PRIMARY ELECTION HELD IN ST. LOUIS COUNTY, MISSOURI, ON AUGUST 2, 2016. IN TESTIMONY WHEREOF, WE HAVE HEREUNTO SET OUR HAND AT OUR OFFICE IN MAPLEWOOD, ST. LOUIS COUNTY, MISSOURI, ON AUGUST 16, 2016.

Richard H. Kellett
 RICHARD H. KELLETT, CHAIRMAN

John W. Maupin
 JOHN W. MAUPIN, SECRETARY

Trudi McCollum Foushee
 TRUDI MCCOLLUM FOUSHEE, COMMISSIONER

John P. King
 JOHN P. KING, COMMISSIONER



RUN DATE:08/15/16 12:39 PM

WITH 22 OF 22 PRECINCTS REPORTING

| | TOTAL | PERCENT | | TOTAL | PERCENT |
|--------------------------------|--------|---------|----------------------------------|-------|---------|
| 01 = REGISTERED VOTERS - TOTAL | 25,327 | | 05 = BALLOTS CAST - LIBERTARIAN | 25 | .34 |
| 02 = BALLOTS CAST - TOTAL | 7,299 | | 06 = BALLOTS CAST - CONSTITUTION | 4 | .05 |
| 03 = BALLOTS CAST - DEMOCRATIC | 2,057 | 28.18 | 07 = BALLOTS CAST - NONPARTISAN | 0 | |
| 04 = BALLOTS CAST - REPUBLICAN | 5,213 | 71.42 | 08 = VOTER TURNOUT - TOTAL | | 28.82 |

| | 01 | 02 | 03 | 04 | 05 | 06 | 07 | 08 |
|---------------|------|-----|-----|-----|----|----|----|-------|
| 2601 TSF1 | 4 | 1 | 0 | 1 | 0 | 0 | 0 | 25.00 |
| 2602 TSF2,15 | 2002 | 629 | 183 | 444 | 2 | 0 | 0 | 31.42 |
| 2603 TSF3 | 1956 | 532 | 173 | 357 | 2 | 0 | 0 | 27.20 |
| 2604 TSF4 | 793 | 178 | 55 | 123 | 0 | 0 | 0 | 22.45 |
| 2605 TSF5 | 189 | 64 | 21 | 43 | 0 | 0 | 0 | 33.86 |
| 2606 TSF6 | 1181 | 331 | 92 | 238 | 1 | 0 | 0 | 28.03 |
| 2607 TSF7 | 722 | 140 | 56 | 80 | 3 | 1 | 0 | 19.39 |
| 2608 TSF8 | 897 | 295 | 85 | 210 | 0 | 0 | 0 | 32.89 |
| 2609 TSF9,20 | 1875 | 544 | 107 | 437 | 0 | 0 | 0 | 29.01 |
| 2610 TSF10 | 262 | 67 | 23 | 44 | 0 | 0 | 0 | 25.57 |
| 2611 TSF11,12 | 2296 | 437 | 174 | 258 | 5 | 0 | 0 | 19.03 |
| 2613 TSF13,17 | 1850 | 588 | 160 | 426 | 1 | 1 | 0 | 31.78 |
| 2614 TSF14 | 538 | 211 | 47 | 164 | 0 | 0 | 0 | 39.22 |
| 2616 TSF16 | 1841 | 615 | 161 | 450 | 2 | 2 | 0 | 33.41 |
| 2618 TSF18 | 1095 | 373 | 105 | 267 | 1 | 0 | 0 | 34.06 |
| 2619 TSF19 | 1337 | 424 | 113 | 309 | 2 | 0 | 0 | 31.71 |
| 2621 TSF21 | 1229 | 349 | 73 | 275 | 1 | 0 | 0 | 28.40 |
| 2622 TSF22 | 1010 | 338 | 106 | 231 | 1 | 0 | 0 | 33.47 |
| 2623 TSF23 | 559 | 160 | 42 | 116 | 2 | 0 | 0 | 28.62 |
| 2624 TSF24 | 1656 | 355 | 122 | 232 | 1 | 0 | 0 | 21.44 |
| 2625 TSF25,26 | 1792 | 608 | 135 | 472 | 1 | 0 | 0 | 33.93 |
| 2627 TSF27 | 243 | 60 | 24 | 36 | 0 | 0 | 0 | 24.69 |

(DEMOCRATIC)

| U.S. SENATE | VOTES | PERCENT | WITH 22 OF 22 REPORTING | VOTES | PERCENT |
|-----------------------|-------|---------|-------------------------|-------|---------|
| (Vote for) 1 | | | | | |
| 01 = CHIEF WANA DUBIE | 134 | 6.84 | 03 = JASON KANDER | 1,527 | 77.91 |
| 02 = CORI BUSH | 195 | 9.95 | 04 = ROBERT MACK | 104 | 5.31 |

| | 01 | 02 | 03 | 04 |
|---------------|----|----|-----|----|
| 2601 TSF1 | 0 | 0 | 0 | 0 |
| 2602 TSF2,15 | 5 | 12 | 145 | 10 |
| 2603 TSF3 | 13 | 13 | 128 | 10 |
| 2604 TSF4 | 2 | 7 | 42 | 3 |
| 2605 TSF5 | 1 | 2 | 16 | 1 |
| 2606 TSF6 | 8 | 6 | 74 | 1 |
| 2607 TSF7 | 10 | 7 | 32 | 1 |
| 2608 TSF8 | 6 | 6 | 68 | 2 |
| 2609 TSF9,20 | 8 | 10 | 77 | 6 |
| 2610 TSF10 | 6 | 1 | 10 | 4 |
| 2611 TSF11,12 | 8 | 26 | 122 | 12 |
| 2613 TSF13,17 | 14 | 11 | 114 | 12 |
| 2614 TSF14 | 2 | 4 | 38 | 0 |
| 2616 TSF16 | 11 | 18 | 115 | 10 |
| 2618 TSF18 | 4 | 12 | 81 | 4 |
| 2619 TSF19 | 7 | 10 | 87 | 4 |
| 2621 TSF21 | 5 | 2 | 57 | 4 |
| 2622 TSF22 | 8 | 17 | 72 | 6 |
| 2623 TSF23 | 4 | 6 | 28 | 2 |
| 2624 TSF24 | 6 | 11 | 96 | 4 |
| 2625 TSF25,26 | 5 | 12 | 104 | 8 |
| 2627 TSF27 | 1 | 2 | 21 | 0 |

(DEMOCRATIC)

| U.S. REPRESENTATIVE DISTRICT 2 | VOTES | PERCENT | WITH 22 OF 22 REPORTING |
|--------------------------------|-------|---------|-------------------------|
| (Vote for) 1 | | | |
| 01 = BILL OTTO | 1,810 | 100.00 | |

| | 01 |
|---------------|-----|
| 2601 TSF1 | 0 |
| 2602 TSF2,15 | 166 |
| 2603 TSF3 | 151 |
| 2604 TSF4 | 48 |
| 2605 TSF5 | 18 |
| 2606 TSF6 | 82 |
| 2607 TSF7 | 48 |
| 2608 TSF8 | 76 |
| 2609 TSF9,20 | 96 |
| 2610 TSF10 | 16 |
| 2611 TSF11,12 | 158 |
| 2613 TSF13,17 | 147 |
| 2614 TSF14 | 37 |
| 2616 TSF16 | 139 |
| 2618 TSF18 | 89 |
| 2619 TSF19 | 101 |
| 2621 TSF21 | 62 |
| 2622 TSF22 | 93 |
| 2623 TSF23 | 37 |
| 2624 TSF24 | 108 |
| 2625 TSF25,26 | 116 |
| 2627 TSF27 | 22 |

(DEMOCRATIC)

| GOVERNOR | VOTES | PERCENT | WITH 22 OF 22 REPORTING | VOTES | PERCENT |
|----------------------------------|-------|---------|-------------------------|-------|---------|
| (Vote for) 1 | | | | | |
| 01 = LEONARD JOSEPH STEINMAN, II | 56 | 2.77 | 03 = ERIC MORRISON | 104 | 5.14 |
| 02 = CHRIS KOSTER | 1,790 | 88.44 | 04 = CHARLES B. WHEELER | 74 | 3.66 |

| | 01 | 02 | 03 | 04 |
|--------------|----|-----|----|----|
| 2601 TSF1 | 0 | 0 | 0 | 0 |
| 2602 TSF2,15 | 4 | 168 | 2 | 8 |
| 2603 TSF3 | 4 | 152 | 10 | 4 |
| 2604 TSF4 | 0 | 46 | 4 | 5 |
| 2605 TSF5 | 1 | 17 | 1 | 1 |

| | | | | | |
|------|----------|---|-----|----|----|
| 2606 | TSF6 | 7 | 82 | 0 | 0 |
| 2607 | TSF7 | 1 | 46 | 6 | 1 |
| 2608 | TSF8 | 3 | 74 | 2 | 4 |
| 2609 | TSF9,20 | 1 | 93 | 6 | 4 |
| 2610 | TSF10 | 3 | 16 | 2 | 0 |
| 2611 | TSF11,12 | 5 | 137 | 14 | 13 |
| 2613 | TSF13,17 | 4 | 144 | 7 | 4 |
| 2614 | TSF14 | 0 | 43 | 3 | 1 |
| 2616 | TSF16 | 3 | 134 | 15 | 6 |
| 2618 | TSF18 | 6 | 88 | 4 | 7 |
| 2619 | TSF19 | 2 | 96 | 11 | 2 |
| 2621 | TSF21 | 3 | 65 | 3 | 1 |
| 2622 | TSF22 | 3 | 94 | 3 | 5 |
| 2623 | TSF23 | 1 | 39 | 2 | 0 |
| 2624 | TSF24 | 2 | 111 | 5 | 3 |
| 2625 | TSF25,26 | 3 | 121 | 4 | 5 |
| 2627 | TSF27 | 0 | 24 | 0 | 0 |

(DEMOCRATIC)

| | | | VOTES | PERCENT | WITH 22 OF 22 | REPORTING | VOTES | PERCENT |
|---------------------|--|--|-------|---------|--------------------------|-----------|-------|---------|
| LIEUTENANT GOVERNOR | | | | | | | | |
| (Vote for) 1 | | | | | | | | |
| 01 = WINSTON APPLE | | | 147 | 7.33 | | | | |
| 02 = RUSS CARNAHAN | | | 1,742 | 86.88 | 03 = TOMMIE PIERSON, SR. | | 116 | 5.79 |

| | | | 01 | 02 | 03 |
|------|----------|----|-----|----|----|
| 2601 | TSF1 | 0 | 0 | 0 | |
| 2602 | TSF2,15 | 6 | 164 | 10 | |
| 2603 | TSF3 | 14 | 142 | 13 | |
| 2604 | TSF4 | 6 | 43 | 5 | |
| 2605 | TSF5 | 0 | 18 | 2 | |
| 2606 | TSF6 | 3 | 86 | 1 | |
| 2607 | TSF7 | 7 | 41 | 4 | |
| 2608 | TSF8 | 8 | 70 | 5 | |
| 2609 | TSF9,20 | 10 | 87 | 4 | |
| 2610 | TSF10 | 4 | 17 | 1 | |
| 2611 | TSF11,12 | 12 | 148 | 11 | |
| 2613 | TSF13,17 | 5 | 138 | 13 | |
| 2614 | TSF14 | 3 | 42 | 2 | |
| 2616 | TSF16 | 15 | 133 | 9 | |
| 2618 | TSF18 | 8 | 91 | 4 | |
| 2619 | TSF19 | 11 | 94 | 6 | |
| 2621 | TSF21 | 4 | 67 | 2 | |
| 2622 | TSF22 | 8 | 89 | 6 | |
| 2623 | TSF23 | 4 | 36 | 1 | |
| 2624 | TSF24 | 5 | 104 | 11 | |
| 2625 | TSF25,26 | 12 | 112 | 5 | |
| 2627 | TSF27 | 2 | 20 | 1 | |

(DEMOCRATIC)

| | | | VOTES | PERCENT | WITH 22 OF 22 | REPORTING | VOTES | PERCENT |
|-------------------------|--|--|-------|---------|--------------------|-----------|-------|---------|
| SECRETARY OF STATE | | | | | | | | |
| (Vote for) 1 | | | | | | | | |
| 01 = BILL CLINTON YOUNG | | | 313 | 16.08 | | | | |
| 02 = ROBIN SMITH | | | 1,542 | 79.24 | 03 = MD RABBI ALAM | | 91 | 4.68 |

| | | | 01 | 02 | 03 |
|------|----------|----|-----|----|----|
| 2601 | TSF1 | 0 | 0 | 0 | |
| 2602 | TSF2,15 | 23 | 139 | 11 | |
| 2603 | TSF3 | 24 | 131 | 11 | |
| 2604 | TSF4 | 13 | 35 | 4 | |
| 2605 | TSF5 | 1 | 18 | 0 | |
| 2606 | TSF6 | 12 | 71 | 4 | |
| 2607 | TSF7 | 11 | 36 | 4 | |
| 2608 | TSF8 | 11 | 68 | 3 | |
| 2609 | TSF9,20 | 17 | 77 | 5 | |
| 2610 | TSF10 | 4 | 16 | 1 | |
| 2611 | TSF11,12 | 28 | 133 | 7 | |
| 2613 | TSF13,17 | 21 | 124 | 7 | |
| 2614 | TSF14 | 9 | 33 | 2 | |
| 2616 | TSF16 | 29 | 121 | 1 | |
| 2618 | TSF18 | 21 | 76 | 6 | |
| 2619 | TSF19 | 16 | 87 | 3 | |
| 2621 | TSF21 | 13 | 55 | 1 | |
| 2622 | TSF22 | 16 | 79 | 3 | |
| 2623 | TSF23 | 6 | 27 | 5 | |
| 2624 | TSF24 | 16 | 96 | 5 | |
| 2625 | TSF25,26 | 21 | 98 | 7 | |
| 2627 | TSF27 | 1 | 22 | 1 | |

(DEMOCRATIC)

| | | | VOTES | PERCENT | WITH 22 OF 22 | REPORTING | VOTES | PERCENT |
|--------------------|--|--|-------|---------|---------------|-----------|-------|---------|
| STATE TREASURER | | | | | | | | |
| (Vote for) 1 | | | | | | | | |
| 01 = PAT CONTRERAS | | | 971 | 51.29 | | | | |
| 02 = JUDY BAKER | | | 922 | 48.71 | | | | |

| | | | 01 | 02 |
|------|----------|----|----|----|
| 2601 | TSF1 | 0 | 0 | |
| 2602 | TSF2,15 | 98 | 72 | |
| 2603 | TSF3 | 81 | 78 | |
| 2604 | TSF4 | 28 | 21 | |
| 2605 | TSF5 | 7 | 10 | |
| 2606 | TSF6 | 39 | 45 | |
| 2607 | TSF7 | 18 | 33 | |
| 2608 | TSF8 | 48 | 32 | |
| 2609 | TSF9,20 | 43 | 54 | |
| 2610 | TSF10 | 13 | 6 | |
| 2611 | TSF11,12 | 72 | 92 | |
| 2613 | TSF13,17 | 75 | 74 | |
| 2614 | TSF14 | 21 | 22 | |
| 2616 | TSF16 | 77 | 71 | |
| 2618 | TSF18 | 52 | 47 | |
| 2619 | TSF19 | 56 | 43 | |
| 2621 | TSF21 | 33 | 35 | |
| 2622 | TSF22 | 53 | 42 | |
| 2623 | TSF23 | 17 | 19 | |
| 2624 | TSF24 | 61 | 56 | |
| 2625 | TSF25,26 | 66 | 59 | |
| 2627 | TSF27 | 13 | 11 | |

(DEMOCRATIC)

VOTES PERCENT

WITH 22 OF 22 REPORTING

ATTORNEY GENERAL
(Vote for) 1
01 = JAKE ZIMMERMAN
02 = TERESA HENSLEY

1,281 64.66
700 35.34

01 02

2601 TSF1 0 0
2602 TSF2,15 125 55
2603 TSF3 118 48
2604 TSF4 32 20
2605 TSF5 13 7
2606 TSF6 64 25
2607 TSF7 25 26
2608 TSF8 49 33
2609 TSF9,20 63 35
2610 TSF10 15 7
2611 TSF11,12 90 75
2613 TSF13,17 94 62
2614 TSF14 34 12
2616 TSF16 101 54
2618 TSF18 75 29
2619 TSF19 73 36
2621 TSF21 49 23
2622 TSF22 59 43
2623 TSF23 23 16
2624 TSF24 76 42
2625 TSF25,26 86 45
2627 TSF27 17 7

(DEMOCRATIC)

VOTES PERCENT

WITH 7 OF 7 REPORTING

STATE SENATOR DISTRICT 1
(Vote for) 1
01 = SCOTT SIFTON

670 100.00

01

2603 TSF3 154
2604 TSF4 48
2606 TSF6 83
2607 TSF7 43
2608 TSF8 77
2611 TSF11,12 157
2624 TSF24 108

(DEMOCRATIC)

VOTES PERCENT

WITH 15 OF 15 REPORTING

STATE SENATOR DISTRICT 15
(Vote for) 1
01 = MARK G. BOYKO
02 = STEPHEN EAGLETON

475 39.35
732 60.65

01 02

2601 TSF1 0 0
2602 TSF2,15 55 116
2605 TSF5 12 7
2609 TSF9,20 39 58
2610 TSF10 8 12
2613 TSF13,17 63 88
2614 TSF14 14 30
2616 TSF16 60 90
2618 TSF18 36 62
2619 TSF19 41 64
2621 TSF21 26 45
2622 TSF22 42 57
2623 TSF23 22 15
2625 TSF25,26 49 73
2627 TSF27 8 15

(DEMOCRATIC)

VOTES PERCENT

WITH 5 OF 5 REPORTING

STATE REPRESENTATIVE DISTRICT 94
(Vote for) 1
01 = VICKI LORENZ ENGLUND

328 100.00

01

2607 TSF7 44
2608 TSF8 74
2610 TSF10 19
2611 TSF11,12 153
2623 TSF23 38

(DEMOCRATIC)

VOTES PERCENT

WITH 4 OF 4 REPORTING

STATE REPRESENTATIVE DISTRICT 95
(Vote for) 1
01 = GLENN KOENEN

367 100.00

01

2603 TSF3 144
2604 TSF4 46
2606 TSF6 75
2624 TSF24 102

(DEMOCRATIC)

VOTES PERCENT

WITH 12 OF 12 REPORTING

STATE REPRESENTATIVE DISTRICT 96
(Vote for) 1
01 = NO CANDIDATE FILED

0

01

2601 TSF1 0
2605 TSF5 0
2609 TSF9,20 0

2613 TSF13,17 0
 2614 TSF14 0
 2616 TSF16 0
 2618 TSF18 0
 2619 TSF19 0
 2621 TSF21 0
 2622 TSF22 0
 2625 TSF25,26 0
 2627 TSF27 0

(DEMOCRATIC)

WITH 1 OF 1 REPORTING

STATE REPRESENTATIVE DISTRICT 97
 (Vote for) 1
 01 = NO CANDIDATE FILED 0

 01

2602 TSF2,15 0

(DEMOCRATIC)

WITH 19 OF 19 REPORTING

COUNTY COUNCIL DISTRICT 6
 (Vote for) 1
 01 = PATRICIA (PAT) YAEGER 1,786 100.00

 01

2602 TSF2,15 168
 2603 TSF3 158
 2604 TSF4 51
 2606 TSF6 82
 2607 TSF7 49
 2608 TSF8 77
 2609 TSF9,20 98
 2610 TSF10 18
 2611 TSF11,12 164
 2613 TSF13,17 147
 2616 TSF16 137
 2618 TSF18 93
 2619 TSF19 99
 2621 TSF21 63
 2622 TSF22 96
 2623 TSF23 36
 2624 TSF24 105
 2625 TSF25,26 122
 2627 TSF27 23

(DEMOCRATIC)

WITH 22 OF 22 REPORTING

COMMITTEEMAN TESSON FERRY TOWNSHIP
 (Vote for) 1
 01 = JIM BARRETT 1,769 99.10
 02 = INVALID WRITE-IN 16 .90

 01 02

2601 TSF1 0 0
 2602 TSF2,15 160 1
 2603 TSF3 153 0
 2604 TSF4 47 0
 2605 TSF5 13 0
 2606 TSF6 79 1
 2607 TSF7 46 0
 2608 TSF8 77 1
 2609 TSF9,20 91 1
 2610 TSF10 18 1
 2611 TSF11,12 158 3
 2613 TSF13,17 141 0
 2614 TSF14 37 0
 2616 TSF16 136 3
 2618 TSF18 92 0
 2619 TSF19 94 2
 2621 TSF21 59 0
 2622 TSF22 90 1
 2623 TSF23 36 0
 2624 TSF24 106 0
 2625 TSF25,26 114 2
 2627 TSF27 22 0

(DEMOCRATIC)

WITH 22 OF 22 REPORTING

COMMITTEEWOMAN TESSON FERRY TOWNSHIP
 (Vote for) 1
 01 = JANE KOELLER 1,785 99.61
 02 = INVALID WRITE-IN 7 .39

 01 02

2601 TSF1 0 0
 2602 TSF2,15 168 0
 2603 TSF3 154 0
 2604 TSF4 49 0
 2605 TSF5 13 0
 2606 TSF6 82 0
 2607 TSF7 46 0
 2608 TSF8 77 0
 2609 TSF9,20 92 1
 2610 TSF10 17 1
 2611 TSF11,12 159 1
 2613 TSF13,17 141 0
 2614 TSF14 38 0
 2616 TSF16 135 2
 2618 TSF18 92 0
 2619 TSF19 94 0
 2621 TSF21 62 0
 2622 TSF22 92 0
 2623 TSF23 35 0
 2624 TSF24 103 0
 2625 TSF25,26 114 1
 2627 TSF27 22 1

(REPUBLICAN)

VOTES PERCENT WITH 22 OF 22 REPORTING

VOTES PERCENT

| U.S. SENATE | | | | | | | |
|---------------------|----------|-------|-------|----------------------|----|-----|------|
| (Vote for) 1 | | | | | | | |
| 01 = ROY BLUNT | | 3,951 | 78.39 | 03 = BERNIE MOWINSKI | | 155 | 3.08 |
| 02 = KRISTI NICHOLS | | 754 | 14.96 | 04 = RYAN D. LUETHY | | 180 | 3.57 |
| | | 01 | 02 | 03 | 04 | | |
| 2601 | TSF1 | 1 | 0 | 0 | 0 | | |
| 2602 | TSF2,15 | 336 | 74 | 10 | 15 | | |
| 2603 | TSF3 | 283 | 53 | 7 | 7 | | |
| 2604 | TSF4 | 100 | 9 | 7 | 5 | | |
| 2605 | TSF5 | 35 | 2 | 2 | 0 | | |
| 2606 | TSF6 | 200 | 23 | 3 | 5 | | |
| 2607 | TSF7 | 57 | 20 | 0 | 1 | | |
| 2608 | TSF8 | 171 | 22 | 3 | 8 | | |
| 2609 | TSF9,20 | 353 | 47 | 10 | 11 | | |
| 2610 | TSF10 | 23 | 15 | 2 | 2 | | |
| 2611 | TSF11,12 | 189 | 47 | 10 | 8 | | |
| 2613 | TSF13,17 | 317 | 69 | 11 | 17 | | |
| 2614 | TSF14 | 128 | 24 | 3 | 4 | | |
| 2616 | TSF16 | 331 | 65 | 16 | 20 | | |
| 2618 | TSF18 | 207 | 30 | 9 | 15 | | |
| 2619 | TSF19 | 218 | 51 | 11 | 15 | | |
| 2621 | TSF21 | 214 | 34 | 11 | 9 | | |
| 2622 | TSF22 | 157 | 38 | 13 | 8 | | |
| 2623 | TSF23 | 96 | 9 | 4 | 4 | | |
| 2624 | TSF24 | 178 | 36 | 8 | 5 | | |
| 2625 | TSF25,26 | 333 | 80 | 13 | 18 | | |
| 2627 | TSF27 | 24 | 6 | 2 | 3 | | |

(REPUBLICAN)

VOTES PERCENT WITH 22 OF 22 REPORTING

| U.S. REPRESENTATIVE DISTRICT 2 | | | | | | | |
|--------------------------------|----------|-------|-------|--|--|--|--|
| (Vote for) 1 | | | | | | | |
| 01 = ANN WAGNER | | 4,148 | 82.65 | | | | |
| 02 = GREG SEARS | | 871 | 17.35 | | | | |
| | | 01 | 02 | | | | |
| 2601 | TSF1 | 1 | 0 | | | | |
| 2602 | TSF2,15 | 351 | 81 | | | | |
| 2603 | TSF3 | 305 | 45 | | | | |
| 2604 | TSF4 | 101 | 19 | | | | |
| 2605 | TSF5 | 32 | 8 | | | | |
| 2606 | TSF6 | 198 | 27 | | | | |
| 2607 | TSF7 | 68 | 9 | | | | |
| 2608 | TSF8 | 175 | 31 | | | | |
| 2609 | TSF9,20 | 359 | 63 | | | | |
| 2610 | TSF10 | 32 | 9 | | | | |
| 2611 | TSF11,12 | 201 | 48 | | | | |
| 2613 | TSF13,17 | 328 | 84 | | | | |
| 2614 | TSF14 | 138 | 21 | | | | |
| 2616 | TSF16 | 335 | 96 | | | | |
| 2618 | TSF18 | 207 | 49 | | | | |
| 2619 | TSF19 | 241 | 55 | | | | |
| 2621 | TSF21 | 215 | 47 | | | | |
| 2622 | TSF22 | 182 | 37 | | | | |
| 2623 | TSF23 | 93 | 17 | | | | |
| 2624 | TSF24 | 186 | 40 | | | | |
| 2625 | TSF25,26 | 375 | 74 | | | | |
| 2627 | TSF27 | 25 | 11 | | | | |

(REPUBLICAN)

VOTES PERCENT WITH 22 OF 22 REPORTING

VOTES PERCENT

| GOVERNOR | | | | | | | |
|------------------------|----------|-------|-------|----------------------|----|-------|-------|
| (Vote for) 1 | | | | | | | |
| 01 = CATHERINE HANAWAY | | 1,493 | 28.87 | 03 = JOHN BRUNNER | | 1,121 | 21.68 |
| 02 = ERIC GREITENS | | 1,568 | 30.32 | 04 = PETER D. KINDER | | 989 | 19.13 |
| | | 01 | 02 | 03 | 04 | | |
| 2601 | TSF1 | 0 | 1 | 0 | 0 | | |
| 2602 | TSF2,15 | 119 | 142 | 89 | 93 | | |
| 2603 | TSF3 | 100 | 114 | 80 | 63 | | |
| 2604 | TSF4 | 33 | 37 | 24 | 29 | | |
| 2605 | TSF5 | 17 | 10 | 5 | 9 | | |
| 2606 | TSF6 | 57 | 75 | 46 | 55 | | |
| 2607 | TSF7 | 28 | 24 | 11 | 17 | | |
| 2608 | TSF8 | 64 | 58 | 56 | 32 | | |
| 2609 | TSF9,20 | 152 | 114 | 94 | 76 | | |
| 2610 | TSF10 | 9 | 14 | 7 | 14 | | |
| 2611 | TSF11,12 | 64 | 85 | 44 | 65 | | |
| 2613 | TSF13,17 | 131 | 130 | 89 | 73 | | |
| 2614 | TSF14 | 61 | 36 | 42 | 23 | | |
| 2616 | TSF16 | 117 | 135 | 111 | 85 | | |
| 2618 | TSF18 | 67 | 91 | 65 | 41 | | |
| 2619 | TSF19 | 91 | 102 | 53 | 57 | | |
| 2621 | TSF21 | 93 | 76 | 51 | 51 | | |
| 2622 | TSF22 | 50 | 86 | 54 | 38 | | |
| 2623 | TSF23 | 37 | 28 | 30 | 21 | | |
| 2624 | TSF24 | 64 | 77 | 52 | 37 | | |
| 2625 | TSF25,26 | 133 | 122 | 110 | 99 | | |
| 2627 | TSF27 | 6 | 11 | 8 | 11 | | |

(REPUBLICAN)

VOTES PERCENT WITH 22 OF 22 REPORTING

VOTES PERCENT

| LIEUTENANT GOVERNOR | | | | | | | |
|--------------------------|---------|-------|-------|------------------|--|-------|-------|
| (Vote for) 1 | | | | | | | |
| 01 = ARNIE C. AC DIENOFF | | 267 | 5.49 | 03 = MIKE PARSON | | 2,290 | 47.12 |
| 02 = BEV RANGLES | | 2,303 | 47.39 | | | | |
| | | 01 | 02 | 03 | | | |
| 2601 | TSF1 | 0 | 0 | 1 | | | |
| 2602 | TSF2,15 | 25 | 206 | 192 | | | |
| 2603 | TSF3 | 16 | 174 | 148 | | | |
| 2604 | TSF4 | 9 | 60 | 50 | | | |
| 2605 | TSF5 | 2 | 16 | 19 | | | |
| 2606 | TSF6 | 14 | 112 | 99 | | | |
| 2607 | TSF7 | 5 | 39 | 30 | | | |
| 2608 | TSF8 | 12 | 93 | 94 | | | |
| 2609 | TSF9,20 | 20 | 183 | 198 | | | |

| | | | | |
|------|----------|----|-----|-----|
| 2610 | TSF10 | 1 | 17 | 24 |
| 2611 | TSF11,12 | 9 | 122 | 114 |
| 2613 | TSF13,17 | 18 | 178 | 200 |
| 2614 | TSF14 | 7 | 86 | 55 |
| 2616 | TSF16 | 24 | 190 | 201 |
| 2618 | TSF18 | 15 | 119 | 111 |
| 2619 | TSF19 | 24 | 112 | 148 |
| 2621 | TSF21 | 15 | 124 | 120 |
| 2622 | TSF22 | 13 | 110 | 89 |
| 2623 | TSF23 | 2 | 64 | 46 |
| 2624 | TSF24 | 13 | 107 | 100 |
| 2625 | TSF25,26 | 22 | 173 | 236 |
| 2627 | TSF27 | 1 | 18 | 15 |

(REPUBLICAN)

VOTES PERCENT WITH 22 OF 22 REPORTING

VOTES PERCENT

SECRETARY OF STATE

(Vote for) 1
01 = WILL KRAUS
02 = JOHN (JAY) ASHCROFT

1,667 33.45
3,146 63.12

03 = ROI CHINN

171 3.43

01 02 03

| | | | | |
|------|----------|-----|-----|----|
| 2601 | TSF1 | 1 | 0 | 0 |
| 2602 | TSF2,15 | 149 | 259 | 21 |
| 2603 | TSF3 | 100 | 232 | 13 |
| 2604 | TSF4 | 31 | 84 | 3 |
| 2605 | TSF5 | 8 | 32 | 0 |
| 2606 | TSF6 | 75 | 144 | 11 |
| 2607 | TSF7 | 26 | 49 | 3 |
| 2608 | TSF8 | 66 | 133 | 6 |
| 2609 | TSF9,20 | 132 | 273 | 9 |
| 2610 | TSF10 | 18 | 20 | 3 |
| 2611 | TSF11,12 | 91 | 148 | 15 |
| 2613 | TSF13,17 | 123 | 271 | 13 |
| 2614 | TSF14 | 49 | 98 | 5 |
| 2616 | TSF16 | 150 | 269 | 10 |
| 2618 | TSF18 | 84 | 167 | 4 |
| 2619 | TSF19 | 109 | 167 | 12 |
| 2621 | TSF21 | 96 | 154 | 9 |
| 2622 | TSF22 | 73 | 134 | 9 |
| 2623 | TSF23 | 29 | 82 | 1 |
| 2624 | TSF24 | 79 | 136 | 10 |
| 2625 | TSF25,26 | 169 | 268 | 14 |
| 2627 | TSF27 | 9 | 26 | 0 |

(REPUBLICAN)

VOTES PERCENT WITH 22 OF 22 REPORTING

STATE TREASURER

(Vote for) 1
01 = ERIC SCHMITT

4,536 100.00

01

| | | | | |
|------|----------|-----|--|--|
| 2601 | TSF1 | 1 | | |
| 2602 | TSF2,15 | 404 | | |
| 2603 | TSF3 | 321 | | |
| 2604 | TSF4 | 111 | | |
| 2605 | TSF5 | 36 | | |
| 2606 | TSF6 | 206 | | |
| 2607 | TSF7 | 67 | | |
| 2608 | TSF8 | 190 | | |
| 2609 | TSF9,20 | 379 | | |
| 2610 | TSF10 | 40 | | |
| 2611 | TSF11,12 | 219 | | |
| 2613 | TSF13,17 | 372 | | |
| 2614 | TSF14 | 137 | | |
| 2616 | TSF16 | 387 | | |
| 2618 | TSF18 | 230 | | |
| 2619 | TSF19 | 252 | | |
| 2621 | TSF21 | 236 | | |
| 2622 | TSF22 | 193 | | |
| 2623 | TSF23 | 104 | | |
| 2624 | TSF24 | 211 | | |
| 2625 | TSF25,26 | 408 | | |
| 2627 | TSF27 | 32 | | |

(REPUBLICAN)

VOTES PERCENT WITH 22 OF 22 REPORTING

ATTORNEY GENERAL

(Vote for) 1
01 = JOSH HAWLEY
02 = KURT SCHAEFER

3,789 75.87
1,205 24.13

01 02

| | | | | |
|------|----------|-----|-----|--|
| 2601 | TSF1 | 1 | 0 | |
| 2602 | TSF2,15 | 325 | 109 | |
| 2603 | TSF3 | 262 | 86 | |
| 2604 | TSF4 | 95 | 26 | |
| 2605 | TSF5 | 28 | 10 | |
| 2606 | TSF6 | 182 | 48 | |
| 2607 | TSF7 | 55 | 24 | |
| 2608 | TSF8 | 168 | 39 | |
| 2609 | TSF9,20 | 319 | 101 | |
| 2610 | TSF10 | 30 | 12 | |
| 2611 | TSF11,12 | 175 | 71 | |
| 2613 | TSF13,17 | 307 | 96 | |
| 2614 | TSF14 | 114 | 37 | |
| 2616 | TSF16 | 334 | 94 | |
| 2618 | TSF18 | 202 | 52 | |
| 2619 | TSF19 | 211 | 85 | |
| 2621 | TSF21 | 204 | 57 | |
| 2622 | TSF22 | 147 | 68 | |
| 2623 | TSF23 | 89 | 23 | |
| 2624 | TSF24 | 159 | 63 | |
| 2625 | TSF25,26 | 358 | 93 | |
| 2627 | TSF27 | 24 | 11 | |

(REPUBLICAN)

VOTES PERCENT WITH 7 OF 7 REPORTING

STATE SENATOR DISTRICT 1

(Vote for) 1

| | | | |
|------------------|-------|-------|--------|
| 01 = RANDY JOTTE | ----- | 1,333 | 100.00 |
| | 01 | | |
| | ----- | | |
| 2603 TSF3 | 320 | | |
| 2604 TSF4 | 107 | | |
| 2606 TSF6 | 211 | | |
| 2607 TSF7 | 67 | | |
| 2608 TSF8 | 187 | | |
| 2611 TSF11,12 | 229 | | |
| 2624 TSF24 | 212 | | |

(REPUBLICAN)

WITH 15 OF 15 REPORTING

| STATE SENATOR DISTRICT 15 | VOTES | PERCENT |
|---------------------------|-------|---------|
| (Vote for) 1 | | |
| 01 = ANDREW KOENIG | 2,185 | 61.57 |
| 02 = RICK STREAM | 1,364 | 38.43 |

| | 01 | 02 |
|---------------|-----|-----|
| 2601 TSF1 | 1 | 0 |
| 2602 TSF2,15 | 275 | 156 |
| 2605 TSF5 | 22 | 19 |
| 2609 TSF9,20 | 285 | 138 |
| 2610 TSF10 | 18 | 23 |
| 2613 TSF13,17 | 252 | 159 |
| 2614 TSF14 | 79 | 79 |
| 2616 TSF16 | 302 | 132 |
| 2618 TSF18 | 155 | 99 |
| 2619 TSF19 | 177 | 118 |
| 2621 TSF21 | 137 | 119 |
| 2622 TSF22 | 122 | 87 |
| 2623 TSF23 | 67 | 46 |
| 2625 TSF25,26 | 271 | 176 |
| 2627 TSF27 | 22 | 13 |

(REPUBLICAN)

WITH 5 OF 5 REPORTING

| STATE REPRESENTATIVE DISTRICT 94 | VOTES | PERCENT |
|----------------------------------|-------|---------|
| (Vote for) 1 | | |
| 01 = CLORIA BROWN | 633 | 100.00 |

| | 01 |
|---------------|-----|
| 2607 TSF7 | 71 |
| 2608 TSF8 | 189 |
| 2610 TSF10 | 41 |
| 2611 TSF11,12 | 223 |
| 2623 TSF23 | 109 |

(REPUBLICAN)

WITH 4 OF 4 REPORTING

| STATE REPRESENTATIVE DISTRICT 95 | VOTES | PERCENT |
|----------------------------------|-------|---------|
| (Vote for) 1 | | |
| 01 = MARSHA HAEFNER | 854 | 100.00 |

| | 01 |
|------------|-----|
| 2603 TSF3 | 319 |
| 2604 TSF4 | 113 |
| 2606 TSF6 | 211 |
| 2624 TSF24 | 211 |

(REPUBLICAN)

WITH 12 OF 12 REPORTING

| STATE REPRESENTATIVE DISTRICT 96 | VOTES | PERCENT |
|----------------------------------|-------|---------|
| (Vote for) 1 | | |
| 01 = DAN REUTER | 1,267 | 41.97 |
| 02 = DAVID J. GREGORY | 1,752 | 58.03 |

| | 01 | 02 |
|---------------|-----|-----|
| 2601 TSF1 | 0 | 1 |
| 2605 TSF5 | 12 | 28 |
| 2609 TSF9,20 | 155 | 269 |
| 2613 TSF13,17 | 161 | 255 |
| 2614 TSF14 | 91 | 71 |
| 2616 TSF16 | 151 | 282 |
| 2618 TSF18 | 116 | 145 |
| 2619 TSF19 | 146 | 153 |
| 2621 TSF21 | 120 | 139 |
| 2622 TSF22 | 142 | 81 |
| 2625 TSF25,26 | 156 | 310 |
| 2627 TSF27 | 17 | 18 |

(REPUBLICAN)

WITH 1 OF 1 REPORTING

| STATE REPRESENTATIVE DISTRICT 97 | VOTES | PERCENT |
|----------------------------------|-------|---------|
| (Vote for) 1 | | |
| 01 = JOHN McCAHERTY | 393 | 100.00 |

| | 01 |
|--------------|-----|
| 2602 TSF2,15 | 393 |

(REPUBLICAN)

WITH 19 OF 19 REPORTING

| COUNTY COUNCIL DISTRICT 6 | VOTES | PERCENT |
|---------------------------|-------|---------|
| (Vote for) 1 | | |
| 01 = ERNIE TRAKAS | 4,203 | 100.00 |

| | 01 |
|--------------|-----|
| 2602 TSF2,15 | 389 |
| 2603 TSF3 | 304 |
| 2604 TSF4 | 97 |
| 2606 TSF6 | 205 |
| 2607 TSF7 | 66 |
| 2608 TSF8 | 176 |
| 2609 TSF9,20 | 367 |

| | | |
|------|----------|-----|
| 2610 | TSF10 | 40 |
| 2611 | TSF11,12 | 213 |
| 2613 | TSF13,17 | 367 |
| 2616 | TSF16 | 377 |
| 2618 | TSF18 | 231 |
| 2619 | TSF19 | 247 |
| 2621 | TSF21 | 222 |
| 2622 | TSF22 | 184 |
| 2623 | TSF23 | 97 |
| 2624 | TSF24 | 206 |
| 2625 | TSF25,26 | 384 |
| 2627 | TSF27 | 31 |

(REPUBLICAN)

VOTES PERCENT WITH 22 OF 22 REPORTING

COMMITTEEMAN TESSON FERRY TOWNSHIP
 (Vote for) 1
 01 = JOHN JUDD
 02 = INVALID WRITE-IN

4,295 99.01
 43 .99

 01 02

| | | | |
|------|----------|-----|---|
| 2601 | TSF1 | 1 | 0 |
| 2602 | TSF2,15 | 387 | 4 |
| 2603 | TSF3 | 297 | 3 |
| 2604 | TSF4 | 97 | 1 |
| 2605 | TSF5 | 35 | 0 |
| 2606 | TSF6 | 198 | 3 |
| 2607 | TSF7 | 65 | 0 |
| 2608 | TSF8 | 178 | 0 |
| 2609 | TSF9,20 | 359 | 0 |
| 2610 | TSF10 | 39 | 1 |
| 2611 | TSF11,12 | 212 | 3 |
| 2613 | TSF13,17 | 360 | 4 |
| 2614 | TSF14 | 132 | 2 |
| 2616 | TSF16 | 365 | 4 |
| 2618 | TSF18 | 222 | 1 |
| 2619 | TSF19 | 240 | 4 |
| 2621 | TSF21 | 222 | 0 |
| 2622 | TSF22 | 173 | 1 |
| 2623 | TSF23 | 99 | 0 |
| 2624 | TSF24 | 195 | 7 |
| 2625 | TSF25,26 | 388 | 5 |
| 2627 | TSF27 | 31 | 0 |

(REPUBLICAN)

VOTES PERCENT WITH 22 OF 22 REPORTING

COMMITTEEWOMAN TESSON FERRY TOWNSHIP
 (Vote for) 1
 01 = CHRISTINE E. HESSEL
 02 = INVALID WRITE-IN

4,288 99.31
 30 .69

 01 02

| | | | |
|------|----------|-----|---|
| 2601 | TSF1 | 1 | 0 |
| 2602 | TSF2,15 | 385 | 5 |
| 2603 | TSF3 | 300 | 3 |
| 2604 | TSF4 | 96 | 0 |
| 2605 | TSF5 | 36 | 0 |
| 2606 | TSF6 | 198 | 1 |
| 2607 | TSF7 | 66 | 0 |
| 2608 | TSF8 | 178 | 1 |
| 2609 | TSF9,20 | 357 | 0 |
| 2610 | TSF10 | 39 | 1 |
| 2611 | TSF11,12 | 205 | 2 |
| 2613 | TSF13,17 | 357 | 2 |
| 2614 | TSF14 | 134 | 2 |
| 2616 | TSF16 | 368 | 1 |
| 2618 | TSF18 | 220 | 1 |
| 2619 | TSF19 | 237 | 1 |
| 2621 | TSF21 | 223 | 1 |
| 2622 | TSF22 | 177 | 1 |
| 2623 | TSF23 | 98 | 1 |
| 2624 | TSF24 | 195 | 4 |
| 2625 | TSF25,26 | 386 | 3 |
| 2627 | TSF27 | 32 | 0 |

(LIBERTARIAN)

VOTES PERCENT WITH 22 OF 22 REPORTING

U.S. SENATE
 (Vote for) 1
 01 = JONATHAN DINE
 02 = HERSCHEL L. YOUNG

15 60.00
 10 40.00

 01 02

| | | | |
|------|----------|---|---|
| 2601 | TSF1 | 0 | 0 |
| 2602 | TSF2,15 | 1 | 1 |
| 2603 | TSF3 | 1 | 1 |
| 2604 | TSF4 | 0 | 0 |
| 2605 | TSF5 | 0 | 0 |
| 2606 | TSF6 | 1 | 0 |
| 2607 | TSF7 | 1 | 2 |
| 2608 | TSF8 | 0 | 0 |
| 2609 | TSF9,20 | 0 | 0 |
| 2610 | TSF10 | 0 | 0 |
| 2611 | TSF11,12 | 3 | 2 |
| 2613 | TSF13,17 | 1 | 0 |
| 2614 | TSF14 | 0 | 0 |
| 2616 | TSF16 | 2 | 0 |
| 2618 | TSF18 | 1 | 0 |
| 2619 | TSF19 | 1 | 1 |
| 2621 | TSF21 | 0 | 1 |
| 2622 | TSF22 | 1 | 0 |
| 2623 | TSF23 | 1 | 1 |
| 2624 | TSF24 | 1 | 0 |
| 2625 | TSF25,26 | 0 | 1 |
| 2627 | TSF27 | 0 | 0 |

(LIBERTARIAN)

VOTES PERCENT WITH 22 OF 22 REPORTING

U.S. REPRESENTATIVE DISTRICT 2
 (Vote for) 1

01 = JIM HIGGINS 24 100.00

01

| | | |
|------|----------|---|
| 2601 | TSF1 | 0 |
| 2602 | TSF2,15 | 2 |
| 2603 | TSF3 | 2 |
| 2604 | TSF4 | 0 |
| 2605 | TSF5 | 0 |
| 2606 | TSF6 | 1 |
| 2607 | TSF7 | 2 |
| 2608 | TSF8 | 0 |
| 2609 | TSF9,20 | 0 |
| 2610 | TSF10 | 0 |
| 2611 | TSF11,12 | 5 |
| 2613 | TSF13,17 | 1 |
| 2614 | TSF14 | 0 |
| 2616 | TSF16 | 2 |
| 2618 | TSF18 | 1 |
| 2619 | TSF19 | 2 |
| 2621 | TSF21 | 1 |
| 2622 | TSF22 | 1 |
| 2623 | TSF23 | 2 |
| 2624 | TSF24 | 1 |
| 2625 | TSF25,26 | 1 |
| 2627 | TSF27 | 0 |

(LIBERTARIAN)

WITH 22 OF 22 REPORTING

| | | | |
|------------------------|--|-------|---------|
| GOVERNOR | | VOTES | PERCENT |
| (Vote for) 1 | | | |
| 01 = CISSE W. SPRAGINS | | 23 | 100.00 |

01

| | | |
|------|----------|---|
| 2601 | TSF1 | 0 |
| 2602 | TSF2,15 | 2 |
| 2603 | TSF3 | 2 |
| 2604 | TSF4 | 0 |
| 2605 | TSF5 | 0 |
| 2606 | TSF6 | 0 |
| 2607 | TSF7 | 3 |
| 2608 | TSF8 | 0 |
| 2609 | TSF9,20 | 0 |
| 2610 | TSF10 | 0 |
| 2611 | TSF11,12 | 5 |
| 2613 | TSF13,17 | 1 |
| 2614 | TSF14 | 0 |
| 2616 | TSF16 | 2 |
| 2618 | TSF18 | 0 |
| 2619 | TSF19 | 2 |
| 2621 | TSF21 | 1 |
| 2622 | TSF22 | 1 |
| 2623 | TSF23 | 2 |
| 2624 | TSF24 | 1 |
| 2625 | TSF25,26 | 1 |
| 2627 | TSF27 | 0 |

(LIBERTARIAN)

WITH 22 OF 22 REPORTING

| | | | |
|------------------------|--|-------|---------|
| LIEUTENANT GOVERNOR | | VOTES | PERCENT |
| (Vote for) 1 | | | |
| 01 = STEVEN R. HEDRICK | | 20 | 100.00 |

01

| | | |
|------|----------|---|
| 2601 | TSF1 | 0 |
| 2602 | TSF2,15 | 2 |
| 2603 | TSF3 | 2 |
| 2604 | TSF4 | 0 |
| 2605 | TSF5 | 0 |
| 2606 | TSF6 | 0 |
| 2607 | TSF7 | 2 |
| 2608 | TSF8 | 0 |
| 2609 | TSF9,20 | 0 |
| 2610 | TSF10 | 0 |
| 2611 | TSF11,12 | 4 |
| 2613 | TSF13,17 | 1 |
| 2614 | TSF14 | 0 |
| 2616 | TSF16 | 2 |
| 2618 | TSF18 | 1 |
| 2619 | TSF19 | 2 |
| 2621 | TSF21 | 0 |
| 2622 | TSF22 | 1 |
| 2623 | TSF23 | 2 |
| 2624 | TSF24 | 1 |
| 2625 | TSF25,26 | 0 |
| 2627 | TSF27 | 0 |

(LIBERTARIAN)

WITH 22 OF 22 REPORTING

| | | | |
|--------------------|--|-------|---------|
| SECRETARY OF STATE | | VOTES | PERCENT |
| (Vote for) 1 | | | |
| 01 = CHRIS MORRILL | | 21 | 100.00 |

01

| | | |
|------|----------|---|
| 2601 | TSF1 | 0 |
| 2602 | TSF2,15 | 2 |
| 2603 | TSF3 | 2 |
| 2604 | TSF4 | 0 |
| 2605 | TSF5 | 0 |
| 2606 | TSF6 | 0 |
| 2607 | TSF7 | 2 |
| 2608 | TSF8 | 0 |
| 2609 | TSF9,20 | 0 |
| 2610 | TSF10 | 0 |
| 2611 | TSF11,12 | 4 |
| 2613 | TSF13,17 | 1 |
| 2614 | TSF14 | 0 |
| 2616 | TSF16 | 2 |
| 2618 | TSF18 | 1 |
| 2619 | TSF19 | 2 |
| 2621 | TSF21 | 0 |

2622 TSF22 1
 2623 TSF23 2
 2624 TSF24 1
 2625 TSF25,26 1
 2627 TSF27 0

(LIBERTARIAN)

WITH 22 OF 22 REPORTING

STATE TREASURER
 (Vote for) 1
 01 = SEAN O'TOOLE 22 100.00

 01

 2601 TSF1 0
 2602 TSF2,15 2
 2603 TSF3 2
 2604 TSF4 0
 2605 TSF5 0
 2606 TSF6 1
 2607 TSF7 2
 2608 TSF8 0
 2609 TSF9,20 0
 2610 TSF10 0
 2611 TSF11,12 5
 2613 TSF13,17 1
 2614 TSF14 0
 2616 TSF16 2
 2618 TSF18 1
 2619 TSF19 2
 2621 TSF21 0
 2622 TSF22 1
 2623 TSF23 2
 2624 TSF24 1
 2625 TSF25,26 0
 2627 TSF27 0

(LIBERTARIAN)

WITH 22 OF 22 REPORTING

ATTORNEY GENERAL
 (Vote for) 1
 01 = NO CANDIDATE FILED 0

 01

 2601 TSF1 0
 2602 TSF2,15 0
 2603 TSF3 0
 2604 TSF4 0
 2605 TSF5 0
 2606 TSF6 0
 2607 TSF7 0
 2608 TSF8 0
 2609 TSF9,20 0
 2610 TSF10 0
 2611 TSF11,12 0
 2613 TSF13,17 0
 2614 TSF14 0
 2616 TSF16 0
 2618 TSF18 0
 2619 TSF19 0
 2621 TSF21 0
 2622 TSF22 0
 2623 TSF23 0
 2624 TSF24 0
 2625 TSF25,26 0
 2627 TSF27 0

(LIBERTARIAN)

WITH 7 OF 7 REPORTING

STATE SENATOR DISTRICT 1
 (Vote for) 1
 01 = NO CANDIDATE FILED 0

 01

 2603 TSF3 0
 2604 TSF4 0
 2606 TSF6 0
 2607 TSF7 0
 2608 TSF8 0
 2611 TSF11,12 0
 2624 TSF24 0

(LIBERTARIAN)

WITH 15 OF 15 REPORTING

STATE SENATOR DISTRICT 15
 (Vote for) 1
 01 = NO CANDIDATE FILED 0

 01

 2601 TSF1 0
 2602 TSF2,15 0
 2605 TSF5 0
 2609 TSF9,20 0
 2610 TSF10 0
 2613 TSF13,17 0
 2614 TSF14 0
 2616 TSF16 0
 2618 TSF18 0
 2619 TSF19 0
 2621 TSF21 0
 2622 TSF22 0
 2623 TSF23 0
 2625 TSF25,26 0
 2627 TSF27 0

(LIBERTARIAN)

WITH 5 OF 5 REPORTING

STATE REPRESENTATIVE DISTRICT 94
 (Vote for) 1

01 = NO CANDIDATE FILED 0

| | |
|---------------|---|
| 2607 TSF7 | 0 |
| 2608 TSF8 | 0 |
| 2610 TSF10 | 0 |
| 2611 TSF11,12 | 0 |
| 2623 TSF23 | 0 |

(LIBERTARIAN) WITH 4 OF 4 REPORTING

STATE REPRESENTATIVE DISTRICT 95
 (Vote for) 1
 01 = NO CANDIDATE FILED 0

| | |
|------------|---|
| 2603 TSF3 | 0 |
| 2604 TSF4 | 0 |
| 2606 TSF6 | 0 |
| 2624 TSF24 | 0 |

(LIBERTARIAN) WITH 12 OF 12 REPORTING

STATE REPRESENTATIVE DISTRICT 96
 (Vote for) 1
 01 = NO CANDIDATE FILED 0

| | |
|---------------|---|
| 2601 TSF1 | 0 |
| 2605 TSF5 | 0 |
| 2609 TSF9,20 | 0 |
| 2613 TSF13,17 | 0 |
| 2614 TSF14 | 0 |
| 2616 TSF16 | 0 |
| 2618 TSF18 | 0 |
| 2619 TSF19 | 0 |
| 2621 TSF21 | 0 |
| 2622 TSF22 | 0 |
| 2625 TSF25,26 | 0 |
| 2627 TSF27 | 0 |

(LIBERTARIAN) WITH 1 OF 1 REPORTING

STATE REPRESENTATIVE DISTRICT 97
 (Vote for) 1
 01 = TRACY J. SCOTT 2 100.00

| | |
|--------------|---|
| 2602 TSF2,15 | 2 |
|--------------|---|

(LIBERTARIAN) WITH 19 OF 19 REPORTING

COUNTY COUNCIL DISTRICT 6
 (Vote for) 1
 01 = NO CANDIDATE FILED 0

| | |
|---------------|---|
| 2602 TSF2,15 | 0 |
| 2603 TSF3 | 0 |
| 2604 TSF4 | 0 |
| 2606 TSF6 | 0 |
| 2607 TSF7 | 0 |
| 2608 TSF8 | 0 |
| 2609 TSF9,20 | 0 |
| 2610 TSF10 | 0 |
| 2611 TSF11,12 | 0 |
| 2613 TSF13,17 | 0 |
| 2616 TSF16 | 0 |
| 2618 TSF18 | 0 |
| 2619 TSF19 | 0 |
| 2621 TSF21 | 0 |
| 2622 TSF22 | 0 |
| 2623 TSF23 | 0 |
| 2624 TSF24 | 0 |
| 2625 TSF25,26 | 0 |
| 2627 TSF27 | 0 |

(LIBERTARIAN) WITH 22 OF 22 REPORTING

COMMITTEEMAN TESSON FERRY TOWNSHIP
 (Vote for) 1
 01 = NO CANDIDATE FILED 0
 02 = *SEE OFFICIAL WRITE-IN REPORT 2 100.00

| | | |
|---------------|---|---|
| 2601 TSF1 | 0 | 0 |
| 2602 TSF2,15 | 0 | 0 |
| 2603 TSF3 | 0 | 0 |
| 2604 TSF4 | 0 | 0 |
| 2605 TSF5 | 0 | 0 |
| 2606 TSF6 | 0 | 1 |
| 2607 TSF7 | 0 | 0 |
| 2608 TSF8 | 0 | 0 |
| 2609 TSF9,20 | 0 | 0 |
| 2610 TSF10 | 0 | 0 |
| 2611 TSF11,12 | 0 | 0 |
| 2613 TSF13,17 | 0 | 0 |
| 2614 TSF14 | 0 | 0 |
| 2616 TSF16 | 0 | 0 |
| 2618 TSF18 | 0 | 0 |
| 2619 TSF19 | 0 | 0 |
| 2621 TSF21 | 0 | 0 |
| 2622 TSF22 | 0 | 0 |
| 2623 TSF23 | 0 | 0 |
| 2624 TSF24 | 0 | 0 |
| 2625 TSF25,26 | 0 | 1 |

2627 TSF27 0 0

(LIBERTARIAN)

VOTES PERCENT WITH 22 OF 22 REPORTING

COMMITTEEWOMAN TESSON FERRY TOWNSHIP
(Vote for) 1
01 = NO CANDIDATE FILED
02 = *SEE OFFICIAL WRITE-IN REPORT

0
1 100.00

01 02

2601 TSF1 0 0
2602 TSF2,15 0 0
2603 TSF3 0 0
2604 TSF4 0 0
2605 TSF5 0 0
2606 TSF6 0 0
2607 TSF7 0 0
2608 TSF8 0 0
2609 TSF9,20 0 0
2610 TSF10 0 0
2611 TSF11,12 0 0
2613 TSF13,17 0 0
2614 TSF14 0 0
2616 TSF16 0 0
2618 TSF18 0 0
2619 TSF19 0 0
2621 TSF21 0 0
2622 TSF22 0 0
2623 TSF23 0 0
2624 TSF24 0 0
2625 TSF25,26 0 1
2627 TSF27 0 0

(CONSTITUTION)

VOTES PERCENT WITH 22 OF 22 REPORTING

U.S. SENATE
(Vote for) 1
01 = FRED RYMAN

4 100.00

01

2601 TSF1 0
2602 TSF2,15 0
2603 TSF3 0
2604 TSF4 0
2605 TSF5 0
2606 TSF6 0
2607 TSF7 1
2608 TSF8 0
2609 TSF9,20 0
2610 TSF10 0
2611 TSF11,12 0
2613 TSF13,17 1
2614 TSF14 0
2616 TSF16 2
2618 TSF18 0
2619 TSF19 0
2621 TSF21 0
2622 TSF22 0
2623 TSF23 0
2624 TSF24 0
2625 TSF25,26 0
2627 TSF27 0

(CONSTITUTION)

VOTES PERCENT WITH 22 OF 22 REPORTING

U.S. REPRESENTATIVE DISTRICT 2
(Vote for) 1
01 = NO CANDIDATE FILED

0

01

2601 TSF1 0
2602 TSF2,15 0
2603 TSF3 0
2604 TSF4 0
2605 TSF5 0
2606 TSF6 0
2607 TSF7 0
2608 TSF8 0
2609 TSF9,20 0
2610 TSF10 0
2611 TSF11,12 0
2613 TSF13,17 0
2614 TSF14 0
2616 TSF16 0
2618 TSF18 0
2619 TSF19 0
2621 TSF21 0
2622 TSF22 0
2623 TSF23 0
2624 TSF24 0
2625 TSF25,26 0
2627 TSF27 0

(CONSTITUTION)

VOTES PERCENT WITH 22 OF 22 REPORTING

GOVERNOR
(Vote for) 1
01 = NO CANDIDATE FILED

0

01

2601 TSF1 0
2602 TSF2,15 0
2603 TSF3 0
2604 TSF4 0
2605 TSF5 0
2606 TSF6 0
2607 TSF7 0
2608 TSF8 0
2609 TSF9,20 0

2610 TSF10 0
2611 TSF11,12 0
2613 TSF13,17 0
2614 TSF14 0
2616 TSF16 0
2618 TSF18 0
2619 TSF19 0
2621 TSF21 0
2622 TSF22 0
2623 TSF23 0
2624 TSF24 0
2625 TSF25,26 0
2627 TSF27 0

(CONSTITUTION)

VOTES PERCENT WITH 22 OF 22 REPORTING

LIEUTENANT GOVERNOR

(Vote for) 1

01 = NO CANDIDATE FILED

0

01

2601 TSF1 0
2602 TSF2,15 0
2603 TSF3 0
2604 TSF4 0
2605 TSF5 0
2606 TSF6 0
2607 TSF7 0
2608 TSF8 0
2609 TSF9,20 0
2610 TSF10 0
2611 TSF11,12 0
2613 TSF13,17 0
2614 TSF14 0
2616 TSF16 0
2618 TSF18 0
2619 TSF19 0
2621 TSF21 0
2622 TSF22 0
2623 TSF23 0
2624 TSF24 0
2625 TSF25,26 0
2627 TSF27 0

(CONSTITUTION)

VOTES PERCENT WITH 22 OF 22 REPORTING

SECRETARY OF STATE

(Vote for) 1

01 = NO CANDIDATE FILED

0

01

2601 TSF1 0
2602 TSF2,15 0
2603 TSF3 0
2604 TSF4 0
2605 TSF5 0
2606 TSF6 0
2607 TSF7 0
2608 TSF8 0
2609 TSF9,20 0
2610 TSF10 0
2611 TSF11,12 0
2613 TSF13,17 0
2614 TSF14 0
2616 TSF16 0
2618 TSF18 0
2619 TSF19 0
2621 TSF21 0
2622 TSF22 0
2623 TSF23 0
2624 TSF24 0
2625 TSF25,26 0
2627 TSF27 0

(CONSTITUTION)

VOTES PERCENT WITH 22 OF 22 REPORTING

STATE TREASURER

(Vote for) 1

01 = NO CANDIDATE FILED

0

01

2601 TSF1 0
2602 TSF2,15 0
2603 TSF3 0
2604 TSF4 0
2605 TSF5 0
2606 TSF6 0
2607 TSF7 0
2608 TSF8 0
2609 TSF9,20 0
2610 TSF10 0
2611 TSF11,12 0
2613 TSF13,17 0
2614 TSF14 0
2616 TSF16 0
2618 TSF18 0
2619 TSF19 0
2621 TSF21 0
2622 TSF22 0
2623 TSF23 0
2624 TSF24 0
2625 TSF25,26 0
2627 TSF27 0

(CONSTITUTION)

VOTES PERCENT WITH 22 OF 22 REPORTING

ATTORNEY GENERAL

(Vote for) 1

01 = NO CANDIDATE FILED

0

01

 2601 TSF1 0
 2602 TSF2,15 0
 2603 TSF3 0
 2604 TSF4 0
 2605 TSF5 0
 2606 TSF6 0
 2607 TSF7 0
 2608 TSF8 0
 2609 TSF9,20 0
 2610 TSF10 0
 2611 TSF11,12 0
 2613 TSF13,17 0
 2614 TSF14 0
 2616 TSF16 0
 2618 TSF18 0
 2619 TSF19 0
 2621 TSF21 0
 2622 TSF22 0
 2623 TSF23 0
 2624 TSF24 0
 2625 TSF25,26 0
 2627 TSF27 0
 =====

(CONSTITUTION)

VOTES PERCENT WITH 7 OF 7 REPORTING

STATE SENATOR DISTRICT 1
 (Vote for) 1
 01 = NO CANDIDATE FILED

 01

 2603 TSF3 0
 2604 TSF4 0
 2606 TSF6 0
 2607 TSF7 0
 2608 TSF8 0
 2611 TSF11,12 0
 2624 TSF24 0
 =====

(CONSTITUTION)

VOTES PERCENT WITH 15 OF 15 REPORTING

STATE SENATOR DISTRICT 15
 (Vote for) 1
 01 = NO CANDIDATE FILED

 01

 2601 TSF1 0
 2602 TSF2,15 0
 2605 TSF5 0
 2609 TSF9,20 0
 2610 TSF10 0
 2613 TSF13,17 0
 2614 TSF14 0
 2616 TSF16 0
 2618 TSF18 0
 2619 TSF19 0
 2621 TSF21 0
 2622 TSF22 0
 2623 TSF23 0
 2625 TSF25,26 0
 2627 TSF27 0
 =====

(CONSTITUTION)

VOTES PERCENT WITH 5 OF 5 REPORTING

STATE REPRESENTATIVE DISTRICT 94
 (Vote for) 1
 01 = NO CANDIDATE FILED

 01

 2607 TSF7 0
 2608 TSF8 0
 2610 TSF10 0
 2611 TSF11,12 0
 2623 TSF23 0
 =====

(CONSTITUTION)

VOTES PERCENT WITH 4 OF 4 REPORTING

STATE REPRESENTATIVE DISTRICT 95
 (Vote for) 1
 01 = NO CANDIDATE FILED

 01

 2603 TSF3 0
 2604 TSF4 0
 2606 TSF6 0
 2624 TSF24 0
 =====

(CONSTITUTION)

VOTES PERCENT WITH 12 OF 12 REPORTING

STATE REPRESENTATIVE DISTRICT 96
 (Vote for) 1
 01 = NO CANDIDATE FILED

 01

 2601 TSF1 0
 2605 TSF5 0
 2609 TSF9,20 0
 2613 TSF13,17 0
 2614 TSF14 0
 2616 TSF16 0
 2618 TSF18 0
 2619 TSF19 0
 2621 TSF21 0
 2622 TSF22 0
 2625 TSF25,26 0
 2627 TSF27 0
 =====

```

=====
                (CONSTITUTION)
                VOTES PERCENT WITH 1 OF 1 REPORTING
STATE REPRESENTATIVE DISTRICT 97
  (Vote for ) 1
  01 = NO CANDIDATE FILED
                -----
                01
                -----
2602 TSF2,15
=====

```

```

=====
                (CONSTITUTION)
                VOTES PERCENT WITH 19 OF 19 REPORTING
COUNTY COUNCIL DISTRICT 6
  (Vote for ) 1
  01 = NO CANDIDATE FILED
                -----
                01
                -----
2602 TSF2,15
2603 TSF3
2604 TSF4
2606 TSF6
2607 TSF7
2608 TSF8
2609 TSF9,20
2610 TSF10
2611 TSF11,12
2613 TSF13,17
2616 TSF16
2618 TSF18
2619 TSF19
2621 TSF21
2622 TSF22
2623 TSF23
2624 TSF24
2625 TSF25,26
2627 TSF27
=====

```

```

=====
                (CONSTITUTION)
                VOTES PERCENT WITH 22 OF 22 REPORTING
COMMITTEEMAN TESSON FERRY TOWNSHIP
  (Vote for ) 1
  01 = NO CANDIDATE FILED
  02 = *SEE OFFICIAL WRITE-IN REPORT
                -----
                01 02
                -----
2601 TSF1
2602 TSF2,15
2603 TSF3
2604 TSF4
2605 TSF5
2606 TSF6
2607 TSF7
2608 TSF8
2609 TSF9,20
2610 TSF10
2611 TSF11,12
2613 TSF13,17
2614 TSF14
2616 TSF16
2618 TSF18
2619 TSF19
2621 TSF21
2622 TSF22
2623 TSF23
2624 TSF24
2625 TSF25,26
2627 TSF27
=====

```

```

=====
                (CONSTITUTION)
                VOTES PERCENT WITH 22 OF 22 REPORTING
COMMITTEEWOMAN TESSON FERRY TOWNSHIP
  (Vote for ) 1
  01 = NO CANDIDATE FILED
  02 = *SEE OFFICIAL WRITE-IN REPORT
                -----
                01 02
                -----
2601 TSF1
2602 TSF2,15
2603 TSF3
2604 TSF4
2605 TSF5
2606 TSF6
2607 TSF7
2608 TSF8
2609 TSF9,20
2610 TSF10
2611 TSF11,12
2613 TSF13,17
2614 TSF14
2616 TSF16
2618 TSF18
2619 TSF19
2621 TSF21
2622 TSF22
2623 TSF23
2624 TSF24
2625 TSF25,26
2627 TSF27
=====

```

WE, THE BOARD OF ELECTION COMMISSIONERS OF ST. LOUIS COUNTY, MISSOURI, ACTING AS THE VERIFICATION BOARD PURSUANT TO SECTION 115.507, RSMO, HEREBY CERTIFY THE FOREGOING TO BE A TRUE AND CORRECT ABSTRACT OF VOTES CAST FOR THE CANDIDATES AND ISSUES AT THE PRIMARY ELECTION HELD IN ST. LOUIS COUNTY, MISSOURI, ON AUGUST 2, 2016. IN TESTIMONY WHEREOF, WE HAVE HEREUNTO SET OUR HAND AT OUR OFFICE IN MAPLEWOOD, ST. LOUIS COUNTY,

MISSOURI, ON AUGUST 16, 2016.

Richard H. Kellett
RICHARD H. KELLETT, CHAIRMAN

John W. Maupin
JOHN W. MAUPIN, SECRETARY

Trudi McCollum Foushee
TRUDI MCCOLLUM FOUSHEE, COMMISSIONER

John P. King
JOHN P. KING, COMMISSIONER



| | | | | |
|---------------------------|----|-----|----|----|
| 2718 UNV18,19 | 15 | 211 | 28 | 31 |
| 2720 UNV20 | 0 | 33 | 2 | 2 |
| 2721 UNV21 | 8 | 55 | 10 | 16 |
| 2722 UNV22,35,38,42 | 19 | 257 | 48 | 50 |
| 2723 UNV23 | 7 | 249 | 23 | 9 |
| 2724 UNV24,29 | 20 | 313 | 18 | 17 |
| 2725 UNV25,26 | 18 | 231 | 45 | 37 |
| 2727 UNV27 | 18 | 251 | 48 | 34 |
| 2728 UNV28,33,34,39,40,43 | 22 | 451 | 54 | 27 |
| 2730 UNV30,45 | 15 | 101 | 25 | 41 |
| 2731 UNV31 | 2 | 109 | 6 | 2 |
| 2732 UNV32,41 | 7 | 77 | 9 | 13 |
| 2737 UNV37 | 15 | 34 | 13 | 17 |
| 2744 UNV44 | 0 | 1 | 0 | 0 |

(DEMOCRATIC)

| | | VOTES | PERCENT | WITH 21 OF 21 REPORTING | VOTES | PERCENT |
|---------------------|--|-------|---------|--------------------------|-------|---------|
| LIEUTENANT GOVERNOR | | | | | | |
| (Vote for) 1 | | | | | | |
| 01 = WINSTON APPLE | | 477 | 10.33 | | | |
| 02 = RUSS CARNAHAN | | 3,153 | 68.31 | 03 = TOMMIE PIERSON, SR. | 986 | 21.36 |

01 02 03

| | | | |
|----------------------------|----|-----|----|
| 2701 UNV1,10,17 | 34 | 202 | 89 |
| 2702 UNV2,36 | 17 | 122 | 98 |
| 2703 UNV3 | 5 | 30 | 10 |
| 2704 UNV4 | 38 | 102 | 28 |
| 2705 UNV5,6,7,8,9,11,12,13 | 12 | 108 | 32 |
| 2714 UNV14 | 29 | 165 | 62 |
| 2715 UNV15,16 | 26 | 172 | 87 |
| 2718 UNV18,19 | 28 | 202 | 60 |
| 2720 UNV20 | 2 | 32 | 2 |
| 2721 UNV21 | 9 | 55 | 26 |
| 2722 UNV22,35,38,42 | 38 | 254 | 83 |
| 2723 UNV23 | 29 | 234 | 23 |
| 2724 UNV24,29 | 38 | 277 | 52 |
| 2725 UNV25,26 | 44 | 231 | 56 |
| 2727 UNV27 | 30 | 236 | 84 |
| 2728 UNV28,33,34,39,40,43 | 35 | 420 | 92 |
| 2730 UNV30,45 | 31 | 94 | 50 |
| 2731 UNV31 | 8 | 101 | 9 |
| 2732 UNV32,41 | 11 | 72 | 20 |
| 2737 UNV37 | 13 | 43 | 23 |
| 2744 UNV44 | 0 | 1 | 0 |

(DEMOCRATIC)

| | | VOTES | PERCENT | WITH 21 OF 21 REPORTING | VOTES | PERCENT |
|-------------------------|--|-------|---------|-------------------------|-------|---------|
| SECRETARY OF STATE | | | | | | |
| (Vote for) 1 | | | | | | |
| 01 = BILL CLINTON YOUNG | | 603 | 13.02 | | | |
| 02 = ROBIN SMITH | | 3,786 | 81.75 | 03 = MD RABBI ALAM | 242 | 5.23 |

01 02 03

| | | | |
|----------------------------|----|-----|----|
| 2701 UNV1,10,17 | 51 | 265 | 13 |
| 2702 UNV2,36 | 29 | 213 | 6 |
| 2703 UNV3 | 11 | 32 | 2 |
| 2704 UNV4 | 22 | 138 | 12 |
| 2705 UNV5,6,7,8,9,11,12,13 | 26 | 124 | 7 |
| 2714 UNV14 | 36 | 213 | 10 |
| 2715 UNV15,16 | 50 | 222 | 12 |
| 2718 UNV18,19 | 30 | 243 | 18 |
| 2720 UNV20 | 0 | 34 | 1 |
| 2721 UNV21 | 22 | 65 | 3 |
| 2722 UNV22,35,38,42 | 55 | 299 | 21 |
| 2723 UNV23 | 16 | 241 | 16 |
| 2724 UNV24,29 | 37 | 304 | 20 |
| 2725 UNV25,26 | 36 | 276 | 18 |
| 2727 UNV27 | 48 | 278 | 19 |
| 2728 UNV28,33,34,39,40,43 | 63 | 449 | 39 |
| 2730 UNV30,45 | 25 | 151 | 9 |
| 2731 UNV31 | 8 | 101 | 5 |
| 2732 UNV32,41 | 16 | 76 | 8 |
| 2737 UNV37 | 22 | 62 | 2 |
| 2744 UNV44 | 0 | 0 | 1 |

(DEMOCRATIC)

| | | VOTES | PERCENT | WITH 21 OF 21 REPORTING | VOTES | PERCENT |
|--------------------|--|-------|---------|-------------------------|-------|---------|
| STATE TREASURER | | | | | | |
| (Vote for) 1 | | | | | | |
| 01 = PAT CONTRERAS | | 2,287 | 50.84 | | | |
| 02 = JUDY BAKER | | 2,211 | 49.16 | | | |

01 02

| | | |
|----------------------------|-----|-----|
| 2701 UNV1,10,17 | 152 | 171 |
| 2702 UNV2,36 | 89 | 137 |
| 2703 UNV3 | 24 | 18 |
| 2704 UNV4 | 83 | 84 |
| 2705 UNV5,6,7,8,9,11,12,13 | 86 | 70 |
| 2714 UNV14 | 109 | 141 |
| 2715 UNV15,16 | 105 | 171 |
| 2718 UNV18,19 | 139 | 137 |
| 2720 UNV20 | 21 | 15 |
| 2721 UNV21 | 33 | 55 |
| 2722 UNV22,35,38,42 | 236 | 138 |
| 2723 UNV23 | 142 | 130 |
| 2724 UNV24,29 | 216 | 142 |
| 2725 UNV25,26 | 144 | 178 |
| 2727 UNV27 | 167 | 171 |
| 2728 UNV28,33,34,39,40,43 | 302 | 226 |
| 2730 UNV30,45 | 74 | 100 |
| 2731 UNV31 | 61 | 49 |
| 2732 UNV32,41 | 63 | 40 |
| 2737 UNV37 | 41 | 37 |
| 2744 UNV44 | 0 | 1 |

(DEMOCRATIC)

| | | VOTES | PERCENT | WITH 21 OF 21 REPORTING | VOTES | PERCENT |
|---------------------|--|-------|---------|-------------------------|-------|---------|
| ATTORNEY GENERAL | | | | | | |
| (Vote for) 1 | | | | | | |
| 01 = JAKE ZIMMERMAN | | 2,600 | 55.46 | | | |

02 = TERESA HENSLEY 2,088 44.54

| | 01 | 02 |
|----------------------------|-----|-----|
| 2701 UNV1,10,17 | 160 | 167 |
| 2702 UNV2,36 | 91 | 152 |
| 2703 UNV3 | 27 | 18 |
| 2704 UNV4 | 79 | 86 |
| 2705 UNV5,6,7,8,9,11,12,13 | 63 | 97 |
| 2714 UNV14 | 136 | 123 |
| 2715 UNV15,16 | 148 | 137 |
| 2718 UNV18,19 | 159 | 127 |
| 2720 UNV20 | 22 | 14 |
| 2721 UNV21 | 34 | 57 |
| 2722 UNV22,35,38,42 | 191 | 197 |
| 2723 UNV23 | 189 | 96 |
| 2724 UNV24,29 | 245 | 123 |
| 2725 UNV25,26 | 199 | 135 |
| 2727 UNV27 | 191 | 160 |
| 2728 UNV28,33,34,39,40,43 | 402 | 170 |
| 2730 UNV30,45 | 70 | 115 |
| 2731 UNV31 | 93 | 24 |
| 2732 UNV32,41 | 71 | 35 |
| 2737 UNV37 | 30 | 54 |
| 2744 UNV44 | 0 | 1 |

(DEMOCRATIC)

WITH 3 OF 3 REPORTING

STATE REPRESENTATIVE DISTRICT 85
(Vote for) 1
01 = CLEM SMITH 313 100.00

| | 01 |
|---------------|-----|
| 2721 UNV21 | 81 |
| 2730 UNV30,45 | 162 |
| 2737 UNV37 | 70 |

(DEMOCRATIC)

WITH 16 OF 16 REPORTING

STATE REPRESENTATIVE DISTRICT 86
(Vote for) 1
01 = JOE ADAMS 3,707 100.00

| | 01 |
|----------------------------|-----|
| 2701 UNV1,10,17 | 287 |
| 2702 UNV2,36 | 207 |
| 2703 UNV3 | 42 |
| 2704 UNV4 | 143 |
| 2705 UNV5,6,7,8,9,11,12,13 | 133 |
| 2714 UNV14 | 243 |
| 2715 UNV15,16 | 260 |
| 2718 UNV18,19 | 259 |
| 2720 UNV20 | 32 |
| 2722 UNV22,35,38,42 | 330 |
| 2723 UNV23 | 242 |
| 2724 UNV24,29 | 330 |
| 2725 UNV25,26 | 300 |
| 2727 UNV27 | 316 |
| 2728 UNV28,33,34,39,40,43 | 493 |
| 2732 UNV32,41 | 90 |

(DEMOCRATIC)

WITH 1 OF 1 REPORTING

STATE REPRESENTATIVE DISTRICT 87
(Vote for) 1
01 = STACEY NEWMAN 105 100.00

| | 01 |
|------------|-----|
| 2731 UNV31 | 105 |

(DEMOCRATIC)

WITH 1 OF 1 REPORTING

STATE REPRESENTATIVE DISTRICT 88
(Vote for) 1
01 = TRACY McCREERY 1 100.00

| | 01 |
|------------|----|
| 2744 UNV44 | 1 |

(DEMOCRATIC)

WITH 21 OF 21 REPORTING

COMMITTEEMAN UNIVERSITY TOWNSHIP
(Vote for) 1
01 = JAMES E. COTTER 4,002 98.64
02 = INVALID WRITE-IN 55 1.36

| | 01 | 02 |
|----------------------------|-----|----|
| 2701 UNV1,10,17 | 283 | 6 |
| 2702 UNV2,36 | 201 | 1 |
| 2703 UNV3 | 39 | 1 |
| 2704 UNV4 | 139 | 4 |
| 2705 UNV5,6,7,8,9,11,12,13 | 127 | 3 |
| 2714 UNV14 | 241 | 3 |
| 2715 UNV15,16 | 251 | 2 |
| 2718 UNV18,19 | 262 | 4 |
| 2720 UNV20 | 27 | 3 |
| 2721 UNV21 | 81 | 1 |
| 2722 UNV22,35,38,42 | 320 | 3 |
| 2723 UNV23 | 232 | 2 |
| 2724 UNV24,29 | 322 | 3 |
| 2725 UNV25,26 | 293 | 2 |
| 2727 UNV27 | 319 | 5 |
| 2728 UNV28,33,34,39,40,43 | 478 | 5 |
| 2730 UNV30,45 | 139 | 2 |
| 2731 UNV31 | 90 | 2 |
| 2732 UNV32,41 | 87 | 2 |
| 2737 UNV37 | 71 | 1 |

2744 UNV44 0 0

(DEMOCRATIC)

COMMITTEEWOMAN UNIVERSITY TOWNSHIP

VOTES PERCENT WITH 21 OF 21 REPORTING
4,249 99.09
39 .91

Table with columns for ballot number (e.g., 2701 UNV1,10,17), votes, and percentages. Includes sub-sections for '01' and '02'.

(REPUBLICAN)

U.S. SENATE

VOTES PERCENT WITH 21 OF 21 REPORTING VOTES PERCENT
437 78.18 03 = BERNIE MOWINSKI 28 5.01
76 13.60 04 = RYAN D. LUETHY 18 3.22

Table with columns for ballot number, votes, and percentages for candidates 01, 02, 03, and 04.

(REPUBLICAN)

U.S. REPRESENTATIVE DISTRICT 1

VOTES PERCENT WITH 21 OF 21 REPORTING
300 64.94
162 35.06

Table with columns for ballot number, votes, and percentages for candidates 01 and 02.

(REPUBLICAN)

GOVERNOR

VOTES PERCENT WITH 21 OF 21 REPORTING VOTES PERCENT
136 23.37 03 = JOHN BRUNNER 154 26.46
157 26.98 04 = PETER D. KINDER 135 23.20

Table with columns for ballot number, votes, and percentages for candidates 01, 02, 03, and 04.

| | | | | |
|--------------------------------|----|----|----|----|
| 2721 UNV21 | 0 | 0 | 0 | 1 |
| 2722 UNV22, 35, 38, 42 | 2 | 6 | 3 | 4 |
| 2723 UNV23 | 17 | 15 | 23 | 13 |
| 2724 UNV24, 29 | 21 | 38 | 29 | 30 |
| 2725 UNV25, 26 | 5 | 8 | 1 | 7 |
| 2727 UNV27 | 10 | 7 | 3 | 3 |
| 2728 UNV28, 33, 34, 39, 40, 43 | 23 | 30 | 31 | 35 |
| 2730 UNV30, 45 | 2 | 0 | 1 | 0 |
| 2731 UNV31 | 13 | 21 | 35 | 16 |
| 2732 UNV32, 41 | 11 | 6 | 5 | 7 |
| 2737 UNV37 | 0 | 0 | 1 | 1 |
| 2744 UNV44 | 0 | 1 | 0 | 0 |

(REPUBLICAN)

LIEUTENANT GOVERNOR

(Vote for) 1

01 = ARNIE C. AC DIENOFF
02 = BEV RANLDES

VOTES PERCENT
23 4.46
287 55.62

WITH 21 OF 21 REPORTING

VOTES PERCENT
206 39.92

01 02 03

| | | | |
|-----------------------------------|---|----|----|
| 2701 UNV1, 10, 17 | 2 | 7 | 1 |
| 2702 UNV2, 36 | 1 | 10 | 9 |
| 2703 UNV3 | 0 | 6 | 2 |
| 2704 UNV4 | 1 | 7 | 8 |
| 2705 UNV5, 6, 7, 8, 9, 11, 12, 13 | 0 | 1 | 1 |
| 2714 UNV14 | 1 | 9 | 4 |
| 2715 UNV15, 16 | 0 | 3 | 0 |
| 2718 UNV18, 19 | 0 | 11 | 3 |
| 2720 UNV20 | 0 | 5 | 2 |
| 2721 UNV21 | 0 | 0 | 1 |
| 2722 UNV22, 35, 38, 42 | 1 | 9 | 5 |
| 2723 UNV23 | 5 | 29 | 25 |
| 2724 UNV24, 29 | 7 | 43 | 49 |
| 2725 UNV25, 26 | 1 | 16 | 4 |
| 2727 UNV27 | 1 | 12 | 9 |
| 2728 UNV28, 33, 34, 39, 40, 43 | 1 | 65 | 38 |
| 2730 UNV30, 45 | 0 | 2 | 1 |
| 2731 UNV31 | 0 | 32 | 38 |
| 2732 UNV32, 41 | 2 | 17 | 6 |
| 2737 UNV37 | 0 | 2 | 0 |
| 2744 UNV44 | 0 | 1 | 0 |

(REPUBLICAN)

SECRETARY OF STATE

(Vote for) 1

01 = WILL KRAUS
02 = JOHN (JAY) ASHCROFT

VOTES PERCENT
143 26.38
364 67.16

WITH 21 OF 21 REPORTING

VOTES PERCENT
35 6.46

01 02 03

| | | | |
|-----------------------------------|----|----|---|
| 2701 UNV1, 10, 17 | 5 | 5 | 0 |
| 2702 UNV2, 36 | 6 | 12 | 2 |
| 2703 UNV3 | 1 | 5 | 2 |
| 2704 UNV4 | 5 | 10 | 1 |
| 2705 UNV5, 6, 7, 8, 9, 11, 12, 13 | 0 | 3 | 0 |
| 2714 UNV14 | 4 | 9 | 0 |
| 2715 UNV15, 16 | 1 | 2 | 0 |
| 2718 UNV18, 19 | 9 | 6 | 0 |
| 2720 UNV20 | 0 | 7 | 0 |
| 2721 UNV21 | 1 | 0 | 0 |
| 2722 UNV22, 35, 38, 42 | 4 | 7 | 4 |
| 2723 UNV23 | 20 | 37 | 4 |
| 2724 UNV24, 29 | 27 | 73 | 6 |
| 2725 UNV25, 26 | 7 | 10 | 4 |
| 2727 UNV27 | 3 | 16 | 3 |
| 2728 UNV28, 33, 34, 39, 40, 43 | 29 | 79 | 6 |
| 2730 UNV30, 45 | 0 | 3 | 0 |
| 2731 UNV31 | 16 | 58 | 2 |
| 2732 UNV32, 41 | 4 | 20 | 1 |
| 2737 UNV37 | 1 | 1 | 0 |
| 2744 UNV44 | 0 | 1 | 0 |

(REPUBLICAN)

STATE TREASURER

(Vote for) 1

01 = ERIC SCHMITT

VOTES PERCENT
461 100.00

WITH 21 OF 21 REPORTING

01

| | |
|-----------------------------------|----|
| 2701 UNV1, 10, 17 | 7 |
| 2702 UNV2, 36 | 19 |
| 2703 UNV3 | 7 |
| 2704 UNV4 | 11 |
| 2705 UNV5, 6, 7, 8, 9, 11, 12, 13 | 2 |
| 2714 UNV14 | 11 |
| 2715 UNV15, 16 | 2 |
| 2718 UNV18, 19 | 12 |
| 2720 UNV20 | 7 |
| 2721 UNV21 | 0 |
| 2722 UNV22, 35, 38, 42 | 13 |
| 2723 UNV23 | 53 |
| 2724 UNV24, 29 | 85 |
| 2725 UNV25, 26 | 19 |
| 2727 UNV27 | 15 |
| 2728 UNV28, 33, 34, 39, 40, 43 | 99 |
| 2730 UNV30, 45 | 2 |
| 2731 UNV31 | 69 |
| 2732 UNV32, 41 | 25 |
| 2737 UNV37 | 2 |
| 2744 UNV44 | 1 |

(REPUBLICAN)

ATTORNEY GENERAL

(Vote for) 1

01 = JOSH HAWLEY
02 = KURT SCHAEFER

VOTES PERCENT
375 70.49
157 29.51

WITH 21 OF 21 REPORTING

01 02

| | | |
|----------------------------|----|----|
| 2701 UNV1,10,17 | 3 | 7 |
| 2702 UNV2,36 | 14 | 7 |
| 2703 UNV3 | 5 | 2 |
| 2704 UNV4 | 11 | 4 |
| 2705 UNV5,6,7,8,9,11,12,13 | 1 | 1 |
| 2714 UNV14 | 10 | 4 |
| 2715 UNV15,16 | 1 | 2 |
| 2718 UNV18,19 | 12 | 3 |
| 2720 UNV20 | 6 | 1 |
| 2721 UNV21 | 1 | 0 |
| 2722 UNV22,35,38,42 | 8 | 6 |
| 2723 UNV23 | 42 | 17 |
| 2724 UNV24,29 | 71 | 34 |
| 2725 UNV25,26 | 14 | 7 |
| 2727 UNV27 | 10 | 9 |
| 2728 UNV28,33,34,39,40,43 | 82 | 26 |
| 2730 UNV30,45 | 2 | 1 |
| 2731 UNV31 | 57 | 21 |
| 2732 UNV32,41 | 23 | 4 |
| 2737 UNV37 | 1 | 1 |
| 2744 UNV44 | 1 | 0 |

(REPUBLICAN)

VOTES PERCENT WITH 3 OF 3 REPORTING

STATE REPRESENTATIVE DISTRICT 85
(Vote for) 1
01 = STEVEN McKNIGHT

5 100.00

01

| | |
|---------------|---|
| 2721 UNV21 | 0 |
| 2730 UNV30,45 | 3 |
| 2737 UNV37 | 2 |

(REPUBLICAN)

VOTES PERCENT WITH 16 OF 16 REPORTING

STATE REPRESENTATIVE DISTRICT 86
(Vote for) 1
01 = NO CANDIDATE FILED

0

01

| | |
|----------------------------|---|
| 2701 UNV1,10,17 | 0 |
| 2702 UNV2,36 | 0 |
| 2703 UNV3 | 0 |
| 2704 UNV4 | 0 |
| 2705 UNV5,6,7,8,9,11,12,13 | 0 |
| 2714 UNV14 | 0 |
| 2715 UNV15,16 | 0 |
| 2718 UNV18,19 | 0 |
| 2720 UNV20 | 0 |
| 2722 UNV22,35,38,42 | 0 |
| 2723 UNV23 | 0 |
| 2724 UNV24,29 | 0 |
| 2725 UNV25,26 | 0 |
| 2727 UNV27 | 0 |
| 2728 UNV28,33,34,39,40,43 | 0 |
| 2732 UNV32,41 | 0 |

(REPUBLICAN)

VOTES PERCENT WITH 1 OF 1 REPORTING

STATE REPRESENTATIVE DISTRICT 87
(Vote for) 1
01 = NO CANDIDATE FILED

0

01

| | |
|------------|---|
| 2731 UNV31 | 0 |
|------------|---|

(REPUBLICAN)

VOTES PERCENT WITH 1 OF 1 REPORTING

STATE REPRESENTATIVE DISTRICT 88
(Vote for) 1
01 = NO CANDIDATE FILED

0

01

| | |
|------------|---|
| 2744 UNV44 | 0 |
|------------|---|

(REPUBLICAN)

VOTES PERCENT WITH 21 OF 21 REPORTING

COMMITTEEMAN UNIVERSITY TOWNSHIP
(Vote for) 1
01 = TED ENGLER
02 = INVALID WRITE-IN

422 96.35
16 3.65

01 02

| | | |
|----------------------------|----|---|
| 2701 UNV1,10,17 | 8 | 0 |
| 2702 UNV2,36 | 18 | 0 |
| 2703 UNV3 | 7 | 1 |
| 2704 UNV4 | 11 | 0 |
| 2705 UNV5,6,7,8,9,11,12,13 | 2 | 0 |
| 2714 UNV14 | 11 | 0 |
| 2715 UNV15,16 | 2 | 0 |
| 2718 UNV18,19 | 13 | 1 |
| 2720 UNV20 | 7 | 0 |
| 2721 UNV21 | 0 | 0 |
| 2722 UNV22,35,38,42 | 11 | 1 |
| 2723 UNV23 | 44 | 2 |
| 2724 UNV24,29 | 81 | 5 |
| 2725 UNV25,26 | 19 | 0 |
| 2727 UNV27 | 15 | 0 |
| 2728 UNV28,33,34,39,40,43 | 88 | 4 |
| 2730 UNV30,45 | 2 | 0 |
| 2731 UNV31 | 57 | 2 |
| 2732 UNV32,41 | 23 | 0 |
| 2737 UNV37 | 2 | 0 |
| 2744 UNV44 | 1 | 0 |

(REPUBLICAN)

WITH 21 OF 21 REPORTING
VOTES PERCENT

COMMITTEEWOMAN UNIVERSITY TOWNSHIP

(Vote for) 1
01 = SARAH DAVOLI 424 97.92
02 = INVALID WRITE-IN 9 2.08

01 02

| | | |
|----------------------------|----|---|
| 2701 UNV1,10,17 | 7 | 0 |
| 2702 UNV2,36 | 18 | 0 |
| 2703 UNV3 | 7 | 1 |
| 2704 UNV4 | 11 | 0 |
| 2705 UNV5,6,7,8,9,11,12,13 | 2 | 0 |
| 2714 UNV14 | 10 | 0 |
| 2715 UNV15,16 | 2 | 0 |
| 2718 UNV18,19 | 13 | 0 |
| 2720 UNV20 | 6 | 0 |
| 2721 UNV21 | 0 | 0 |
| 2722 UNV22,35,38,42 | 12 | 0 |
| 2723 UNV23 | 45 | 1 |
| 2724 UNV24,29 | 81 | 3 |
| 2725 UNV25,26 | 18 | 0 |
| 2727 UNV27 | 17 | 0 |
| 2728 UNV28,33,34,39,40,43 | 89 | 3 |
| 2730 UNV30,45 | 2 | 0 |
| 2731 UNV31 | 58 | 1 |
| 2732 UNV32,41 | 23 | 0 |
| 2737 UNV37 | 2 | 0 |
| 2744 UNV44 | 1 | 0 |

(LIBERTARIAN)

WITH 21 OF 21 REPORTING
VOTES PERCENT

U.S. SENATE

(Vote for) 1
01 = JONATHAN DINE 4 26.67
02 = HERSCHEL L. YOUNG 11 73.33

01 02

| | | |
|----------------------------|---|---|
| 2701 UNV1,10,17 | 0 | 0 |
| 2702 UNV2,36 | 0 | 2 |
| 2703 UNV3 | 1 | 0 |
| 2704 UNV4 | 1 | 0 |
| 2705 UNV5,6,7,8,9,11,12,13 | 0 | 0 |
| 2714 UNV14 | 0 | 1 |
| 2715 UNV15,16 | 0 | 1 |
| 2718 UNV18,19 | 0 | 1 |
| 2720 UNV20 | 0 | 0 |
| 2721 UNV21 | 0 | 0 |
| 2722 UNV22,35,38,42 | 0 | 1 |
| 2723 UNV23 | 0 | 0 |
| 2724 UNV24,29 | 1 | 1 |
| 2725 UNV25,26 | 0 | 2 |
| 2727 UNV27 | 1 | 0 |
| 2728 UNV28,33,34,39,40,43 | 0 | 1 |
| 2730 UNV30,45 | 0 | 0 |
| 2731 UNV31 | 0 | 0 |
| 2732 UNV32,41 | 0 | 0 |
| 2737 UNV37 | 0 | 1 |
| 2744 UNV44 | 0 | 0 |

(LIBERTARIAN)

WITH 21 OF 21 REPORTING
VOTES PERCENT

U.S. REPRESENTATIVE DISTRICT 1

(Vote for) 1
01 = ROBB E. CUNNINGHAM 14 100.00

01

| | | |
|----------------------------|---|--|
| 2701 UNV1,10,17 | 0 | |
| 2702 UNV2,36 | 2 | |
| 2703 UNV3 | 1 | |
| 2704 UNV4 | 1 | |
| 2705 UNV5,6,7,8,9,11,12,13 | 0 | |
| 2714 UNV14 | 1 | |
| 2715 UNV15,16 | 1 | |
| 2718 UNV18,19 | 1 | |
| 2720 UNV20 | 0 | |
| 2721 UNV21 | 0 | |
| 2722 UNV22,35,38,42 | 1 | |
| 2723 UNV23 | 0 | |
| 2724 UNV24,29 | 3 | |
| 2725 UNV25,26 | 2 | |
| 2727 UNV27 | 0 | |
| 2728 UNV28,33,34,39,40,43 | 1 | |
| 2730 UNV30,45 | 0 | |
| 2731 UNV31 | 0 | |
| 2732 UNV32,41 | 0 | |
| 2737 UNV37 | 0 | |
| 2744 UNV44 | 0 | |

(LIBERTARIAN)

WITH 21 OF 21 REPORTING
VOTES PERCENT

GOVERNOR

(Vote for) 1
01 = CISSE W. SPRAGINS 14 100.00

01

| | | |
|----------------------------|---|--|
| 2701 UNV1,10,17 | 0 | |
| 2702 UNV2,36 | 2 | |
| 2703 UNV3 | 1 | |
| 2704 UNV4 | 1 | |
| 2705 UNV5,6,7,8,9,11,12,13 | 0 | |
| 2714 UNV14 | 1 | |
| 2715 UNV15,16 | 1 | |
| 2718 UNV18,19 | 1 | |
| 2720 UNV20 | 0 | |
| 2721 UNV21 | 0 | |
| 2722 UNV22,35,38,42 | 1 | |
| 2723 UNV23 | 0 | |
| 2724 UNV24,29 | 3 | |
| 2725 UNV25,26 | 2 | |

2727 UNV27 0
2728 UNV28,33,34,39,40,43 1
2730 UNV30,45 0
2731 UNV31 0
2732 UNV32,41 0
2737 UNV37 0
2744 UNV44 0

(LIBERTARIAN)

VOTES PERCENT WITH 21 OF 21 REPORTING

LIEUTENANT GOVERNOR

(Vote for) 1
01 = STEVEN R. HEDRICK

14 100.00

01

2701 UNV1,10,17 0
2702 UNV2,36 2
2703 UNV3 1
2704 UNV4 1
2705 UNV5,6,7,8,9,11,12,13 0
2714 UNV14 1
2715 UNV15,16 1
2718 UNV18,19 1
2720 UNV20 0
2721 UNV21 0
2722 UNV22,35,38,42 1
2723 UNV23 0
2724 UNV24,29 3
2725 UNV25,26 2
2727 UNV27 0
2728 UNV28,33,34,39,40,43 1
2730 UNV30,45 0
2731 UNV31 0
2732 UNV32,41 0
2737 UNV37 0
2744 UNV44 0

(LIBERTARIAN)

VOTES PERCENT WITH 21 OF 21 REPORTING

SECRETARY OF STATE

(Vote for) 1
01 = CHRIS MORRILL

15 100.00

01

2701 UNV1,10,17 0
2702 UNV2,36 2
2703 UNV3 1
2704 UNV4 1
2705 UNV5,6,7,8,9,11,12,13 0
2714 UNV14 1
2715 UNV15,16 1
2718 UNV18,19 1
2720 UNV20 0
2721 UNV21 0
2722 UNV22,35,38,42 1
2723 UNV23 0
2724 UNV24,29 3
2725 UNV25,26 2
2727 UNV27 0
2728 UNV28,33,34,39,40,43 1
2730 UNV30,45 0
2731 UNV31 0
2732 UNV32,41 0
2737 UNV37 1
2744 UNV44 0

(LIBERTARIAN)

VOTES PERCENT WITH 21 OF 21 REPORTING

STATE TREASURER

(Vote for) 1
01 = SEAN O'TOOLE

14 100.00

01

2701 UNV1,10,17 0
2702 UNV2,36 2
2703 UNV3 1
2704 UNV4 1
2705 UNV5,6,7,8,9,11,12,13 0
2714 UNV14 1
2715 UNV15,16 1
2718 UNV18,19 1
2720 UNV20 0
2721 UNV21 0
2722 UNV22,35,38,42 1
2723 UNV23 0
2724 UNV24,29 3
2725 UNV25,26 2
2727 UNV27 0
2728 UNV28,33,34,39,40,43 1
2730 UNV30,45 0
2731 UNV31 0
2732 UNV32,41 0
2737 UNV37 0
2744 UNV44 0

(LIBERTARIAN)

VOTES PERCENT WITH 21 OF 21 REPORTING

ATTORNEY GENERAL

(Vote for) 1
01 = NO CANDIDATE FILED

0

01

2701 UNV1,10,17 0
2702 UNV2,36 0
2703 UNV3 0
2704 UNV4 0
2705 UNV5,6,7,8,9,11,12,13 0
2714 UNV14 0
2715 UNV15,16 0

| | |
|---------------------------|---|
| 2718 UNV18,19 | 0 |
| 2720 UNV20 | 0 |
| 2721 UNV21 | 0 |
| 2722 UNV22,35,38,42 | 0 |
| 2723 UNV23 | 0 |
| 2724 UNV24,29 | 0 |
| 2725 UNV25,26 | 0 |
| 2727 UNV27 | 0 |
| 2728 UNV28,33,34,39,40,43 | 0 |
| 2730 UNV30,45 | 0 |
| 2731 UNV31 | 0 |
| 2732 UNV32,41 | 0 |
| 2737 UNV37 | 0 |
| 2744 UNV44 | 0 |

=====

(LIBERTARIAN) WITH 3 OF 3 REPORTING

| | | |
|----------------------------------|-------|---------|
| STATE REPRESENTATIVE DISTRICT 85 | VOTES | PERCENT |
| (Vote for) 1 | | |
| 01 = NO CANDIDATE FILED | 0 | |
| | ----- | |
| | 01 | |
| | ----- | |
| 2721 UNV21 | 0 | |
| 2730 UNV30,45 | 0 | |
| 2737 UNV37 | 0 | |

=====

(LIBERTARIAN) WITH 16 OF 16 REPORTING

| | | |
|----------------------------------|-------|---------|
| STATE REPRESENTATIVE DISTRICT 86 | VOTES | PERCENT |
| (Vote for) 1 | | |
| 01 = NO CANDIDATE FILED | 0 | |
| | ----- | |
| | 01 | |
| | ----- | |
| 2701 UNV1,10,17 | 0 | |
| 2702 UNV2,36 | 0 | |
| 2703 UNV3 | 0 | |
| 2704 UNV4 | 0 | |
| 2705 UNV5,6,7,8,9,11,12,13 | 0 | |
| 2714 UNV14 | 0 | |
| 2715 UNV15,16 | 0 | |
| 2718 UNV18,19 | 0 | |
| 2720 UNV20 | 0 | |
| 2722 UNV22,35,38,42 | 0 | |
| 2723 UNV23 | 0 | |
| 2724 UNV24,29 | 0 | |
| 2725 UNV25,26 | 0 | |
| 2727 UNV27 | 0 | |
| 2728 UNV28,33,34,39,40,43 | 0 | |
| 2732 UNV32,41 | 0 | |

=====

(LIBERTARIAN) WITH 1 OF 1 REPORTING

| | | |
|----------------------------------|-------|---------|
| STATE REPRESENTATIVE DISTRICT 87 | VOTES | PERCENT |
| (Vote for) 1 | | |
| 01 = NO CANDIDATE FILED | 0 | |
| | ----- | |
| | 01 | |
| | ----- | |
| 2731 UNV31 | 0 | |

=====

(LIBERTARIAN) WITH 1 OF 1 REPORTING

| | | |
|----------------------------------|-------|---------|
| STATE REPRESENTATIVE DISTRICT 88 | VOTES | PERCENT |
| (Vote for) 1 | | |
| 01 = STEVEN E. ROBNAK | 0 | |
| | ----- | |
| | 01 | |
| | ----- | |
| 2744 UNV44 | 0 | |

=====

(LIBERTARIAN) WITH 21 OF 21 REPORTING

| | | |
|------------------------------------|-------|---------|
| COMMITTEEMAN UNIVERSITY TOWNSHIP | VOTES | PERCENT |
| (Vote for) 1 | | |
| 01 = NO CANDIDATE FILED | 0 | |
| 02 = *SEE OFFICIAL WRITE-IN REPORT | 2 | 100.00 |
| | ----- | |
| | 01 | 02 |
| | ----- | |
| 2701 UNV1,10,17 | 0 | 0 |
| 2702 UNV2,36 | 0 | 1 |
| 2703 UNV3 | 0 | 0 |
| 2704 UNV4 | 0 | 0 |
| 2705 UNV5,6,7,8,9,11,12,13 | 0 | 0 |
| 2714 UNV14 | 0 | 0 |
| 2715 UNV15,16 | 0 | 0 |
| 2718 UNV18,19 | 0 | 0 |
| 2720 UNV20 | 0 | 0 |
| 2721 UNV21 | 0 | 0 |
| 2722 UNV22,35,38,42 | 0 | 1 |
| 2723 UNV23 | 0 | 0 |
| 2724 UNV24,29 | 0 | 0 |
| 2725 UNV25,26 | 0 | 0 |
| 2727 UNV27 | 0 | 0 |
| 2728 UNV28,33,34,39,40,43 | 0 | 0 |
| 2730 UNV30,45 | 0 | 0 |
| 2731 UNV31 | 0 | 0 |
| 2732 UNV32,41 | 0 | 0 |
| 2737 UNV37 | 0 | 0 |
| 2744 UNV44 | 0 | 0 |

=====

(LIBERTARIAN) WITH 21 OF 21 REPORTING

| | | |
|------------------------------------|-------|---------|
| COMMITTEEWOMAN UNIVERSITY TOWNSHIP | VOTES | PERCENT |
| (Vote for) 1 | | |
| 01 = NO CANDIDATE FILED | 0 | |
| 02 = *SEE OFFICIAL WRITE-IN REPORT | 1 | 100.00 |
| | ----- | |
| | 01 | 02 |

```

2701 UNV1,10,17          0 0
2702 UNV2,36            0 0
2703 UNV3                0 0
2704 UNV4                0 0
2705 UNV5,6,7,8,9,11,12,13 0 0
2714 UNV14              0 0
2715 UNV15,16           0 0
2718 UNV18,19           0 0
2720 UNV20              0 0
2721 UNV21              0 0
2722 UNV22,35,38,42     0 1
2723 UNV23              0 0
2724 UNV24,29           0 0
2725 UNV25,26           0 0
2727 UNV27              0 0
2728 UNV28,33,34,39,40,43 0 0
2730 UNV30,45           0 0
2731 UNV31              0 0
2732 UNV32,41           0 0
2737 UNV37              0 0
2744 UNV44              0 0

```

(CONSTITUTION)

VOTES PERCENT WITH 21 OF 21 REPORTING

U.S. SENATE
(Vote for) 1
01 = FRED RYMAN

3 100.00

01

```

2701 UNV1,10,17          0
2702 UNV2,36            0
2703 UNV3                0
2704 UNV4                0
2705 UNV5,6,7,8,9,11,12,13 0
2714 UNV14              0
2715 UNV15,16           0
2718 UNV18,19           0
2720 UNV20              0
2721 UNV21              0
2722 UNV22,35,38,42     0
2723 UNV23              0
2724 UNV24,29           1
2725 UNV25,26           1
2727 UNV27              1
2728 UNV28,33,34,39,40,43 0
2730 UNV30,45           0
2731 UNV31              0
2732 UNV32,41           0
2737 UNV37              0
2744 UNV44              0

```

(CONSTITUTION)

VOTES PERCENT WITH 21 OF 21 REPORTING

U.S. REPRESENTATIVE DISTRICT 1
(Vote for) 1
01 = NO CANDIDATE FILED

0

01

```

2701 UNV1,10,17          0
2702 UNV2,36            0
2703 UNV3                0
2704 UNV4                0
2705 UNV5,6,7,8,9,11,12,13 0
2714 UNV14              0
2715 UNV15,16           0
2718 UNV18,19           0
2720 UNV20              0
2721 UNV21              0
2722 UNV22,35,38,42     0
2723 UNV23              0
2724 UNV24,29           0
2725 UNV25,26           0
2727 UNV27              0
2728 UNV28,33,34,39,40,43 0
2730 UNV30,45           0
2731 UNV31              0
2732 UNV32,41           0
2737 UNV37              0
2744 UNV44              0

```

(CONSTITUTION)

VOTES PERCENT WITH 21 OF 21 REPORTING

GOVERNOR
(Vote for) 1
01 = NO CANDIDATE FILED

0

01

```

2701 UNV1,10,17          0
2702 UNV2,36            0
2703 UNV3                0
2704 UNV4                0
2705 UNV5,6,7,8,9,11,12,13 0
2714 UNV14              0
2715 UNV15,16           0
2718 UNV18,19           0
2720 UNV20              0
2721 UNV21              0
2722 UNV22,35,38,42     0
2723 UNV23              0
2724 UNV24,29           0
2725 UNV25,26           0
2727 UNV27              0
2728 UNV28,33,34,39,40,43 0
2730 UNV30,45           0
2731 UNV31              0
2732 UNV32,41           0
2737 UNV37              0
2744 UNV44              0

```


2730 UNV30,45 0
 2731 UNV31 0
 2732 UNV32,41 0
 2737 UNV37 0
 2744 UNV44 0

(CONSTITUTION)

VOTES PERCENT WITH 3 OF 3 REPORTING

STATE REPRESENTATIVE DISTRICT 85
 (Vote for) 1
 01 = NO CANDIDATE FILED

 01

2721 UNV21 0
 2730 UNV30,45 0
 2737 UNV37 0

(CONSTITUTION)

VOTES PERCENT WITH 16 OF 16 REPORTING

STATE REPRESENTATIVE DISTRICT 86
 (Vote for) 1
 01 = NO CANDIDATE FILED

 01

2701 UNV1,10,17 0
 2702 UNV2,36 0
 2703 UNV3 0
 2704 UNV4 0
 2705 UNV5,6,7,8,9,11,12,13 0
 2714 UNV14 0
 2715 UNV15,16 0
 2718 UNV18,19 0
 2720 UNV20 0
 2722 UNV22,35,38,42 0
 2723 UNV23 0
 2724 UNV24,29 0
 2725 UNV25,26 0
 2727 UNV27 0
 2728 UNV28,33,34,39,40,43 0
 2732 UNV32,41 0

(CONSTITUTION)

VOTES PERCENT WITH 1 OF 1 REPORTING

STATE REPRESENTATIVE DISTRICT 87
 (Vote for) 1
 01 = NO CANDIDATE FILED

 01

2731 UNV31 0

(CONSTITUTION)

VOTES PERCENT WITH 1 OF 1 REPORTING

STATE REPRESENTATIVE DISTRICT 88
 (Vote for) 1
 01 = NO CANDIDATE FILED

 01

2744 UNV44 0

(CONSTITUTION)

VOTES PERCENT WITH 21 OF 21 REPORTING

COMMITTEEMAN UNIVERSITY TOWNSHIP
 (Vote for) 1
 01 = NO CANDIDATE FILED
 02 = *SEE OFFICIAL WRITE-IN REPORT

 01 02

2701 UNV1,10,17 0 0
 2702 UNV2,36 0 0
 2703 UNV3 0 0
 2704 UNV4 0 0
 2705 UNV5,6,7,8,9,11,12,13 0 0
 2714 UNV14 0 0
 2715 UNV15,16 0 0
 2718 UNV18,19 0 0
 2720 UNV20 0 0
 2721 UNV21 0 0
 2722 UNV22,35,38,42 0 0
 2723 UNV23 0 0
 2724 UNV24,29 0 0
 2725 UNV25,26 0 0
 2727 UNV27 0 0
 2728 UNV28,33,34,39,40,43 0 0
 2730 UNV30,45 0 0
 2731 UNV31 0 0
 2732 UNV32,41 0 0
 2737 UNV37 0 0
 2744 UNV44 0 0

(CONSTITUTION)

VOTES PERCENT WITH 21 OF 21 REPORTING

COMMITTEEWOMAN UNIVERSITY TOWNSHIP
 (Vote for) 1
 01 = NO CANDIDATE FILED
 02 = *SEE OFFICIAL WRITE-IN REPORT

 01 02

2701 UNV1,10,17 0 0
 2702 UNV2,36 0 0
 2703 UNV3 0 0
 2704 UNV4 0 0
 2705 UNV5,6,7,8,9,11,12,13 0 0
 2714 UNV14 0 0
 2715 UNV15,16 0 0
 2718 UNV18,19 0 0

| | | |
|--------------------------------|---|---|
| 2720 UNV20 | 0 | 0 |
| 2721 UNV21 | 0 | 0 |
| 2722 UNV22, 35, 38, 42 | 0 | 0 |
| 2723 UNV23 | 0 | 0 |
| 2724 UNV24, 29 | 0 | 0 |
| 2725 UNV25, 26 | 0 | 0 |
| 2727 UNV27 | 0 | 0 |
| 2728 UNV28, 33, 34, 39, 40, 43 | 0 | 0 |
| 2730 UNV30, 45 | 0 | 0 |
| 2731 UNV31 | 0 | 0 |
| 2732 UNV32, 41 | 0 | 0 |
| 2737 UNV37 | 0 | 0 |
| 2744 UNV44 | 0 | 0 |

(NONPARTISAN)

VOTES PERCENT WITH 1 OF 1 REPORTING

HILLSDALE - PROPOSITION B

OUT OF STATE SALES TAX - CONTINUATION

| | | |
|---------------|----|-------|
| (Vote for) 1 | | |
| 01 = YES | 42 | 43.75 |
| 02 = NO | 54 | 56.25 |

01 02

2737 UNV37 42 54

(NONPARTISAN)

VOTES PERCENT WITH 1 OF 1 REPORTING

VELDA VILLAGE HILLS - PROPOSITION A

OUT OF STATE SALES TAX - CONTINUATION

| | | |
|---------------|-----|-------|
| (Vote for) 1 | | |
| 01 = YES | 126 | 64.29 |
| 02 = NO | 70 | 35.71 |

01 02

2730 UNV30, 45 126 70

(NONPARTISAN)

VOTES PERCENT WITH 1 OF 1 REPORTING

VELDA VILLAGE HILLS - PROPOSITION B

SALES TAX - STORM WATER & MUNICIPAL PARKS

| | | |
|---------------|----|-------|
| (Vote for) 1 | | |
| 01 = YES | 95 | 50.53 |
| 02 = NO | 93 | 49.47 |

01 02

2730 UNV30, 45 95 93

WE, THE BOARD OF ELECTION COMMISSIONERS OF ST. LOUIS COUNTY, MISSOURI, ACTING AS THE VERIFICATION BOARD PURSUANT TO SECTION 115.507, RSMO, HEREBY CERTIFY THE FOREGOING TO BE A TRUE AND CORRECT ABSTRACT OF VOTES CAST FOR THE CANDIDATES AND ISSUES AT THE PRIMARY ELECTION HELD IN ST. LOUIS COUNTY, MISSOURI, ON AUGUST 2, 2016. IN TESTIMONY WHEREOF, WE HAVE HEREUNTO SET OUR HAND AT OUR OFFICE IN MAPLEWOOD, ST. LOUIS COUNTY, MISSOURI, ON AUGUST 16, 2016.

Richard H. Kellett
RICHARD H. KELLETT, CHAIRMAN

John W. Maupin
JOHN W. MAUPIN, SECRETARY

Trudi McCollum Foushee
TRUDI MCCOLLUM FOUSHEE, COMMISSIONER

John P. King
JOHN P. KING, COMMISSIONER



(DEMOCRATIC)

VOTES PERCENT

WITH 27 OF 27 REPORTING

VOTES PERCENT

| GOVERNOR | | | | | | | |
|----------------------------------|---------------|-------|-------|-------------------------|----|----|------|
| (Vote for) 1 | | | | | | | |
| 01 = LEONARD JOSEPH STEINMAN, II | | 55 | 3.98 | 03 = ERIC MORRISON | | 93 | 6.72 |
| 02 = CHRIS KOSTER | | 1,185 | 85.68 | 04 = CHARLES B. WHEELER | | 50 | 3.62 |
| | | 01 | 02 | 03 | 04 | | |
| 2801 | WH1,39,42,47 | 2 | 50 | 5 | 3 | | |
| 2802 | WH2,5,7,26,28 | 2 | 45 | 0 | 3 | | |
| 2803 | WH3 | 0 | 11 | 0 | 2 | | |
| 2804 | WH4,10,12 | 0 | 25 | 1 | 1 | | |
| 2806 | WH6,40,46 | 2 | 78 | 8 | 6 | | |
| 2808 | WH8,36 | 2 | 57 | 3 | 0 | | |
| 2809 | WH9 | 2 | 65 | 3 | 1 | | |
| 2811 | WH11 | 4 | 64 | 4 | 5 | | |
| 2813 | WH13,21 | 3 | 82 | 11 | 0 | | |
| 2814 | WH14 | 0 | 0 | 0 | 0 | | |
| 2815 | WH15,24,29 | 2 | 77 | 9 | 3 | | |
| 2816 | WH16 | 1 | 28 | 1 | 1 | | |
| 2817 | WH17 | 0 | 12 | 1 | 0 | | |
| 2818 | WH18 | 0 | 13 | 2 | 0 | | |
| 2819 | WH19,20,22 | 6 | 72 | 6 | 6 | | |
| 2823 | WH23 | 2 | 71 | 5 | 1 | | |
| 2825 | WH25 | 5 | 71 | 7 | 4 | | |
| 2827 | WH27 | 4 | 52 | 2 | 5 | | |
| 2830 | WH30 | 2 | 25 | 5 | 2 | | |
| 2831 | WH31 | 2 | 60 | 1 | 0 | | |
| 2832 | WH32,38,44 | 0 | 10 | 0 | 0 | | |
| 2833 | WH33 | 1 | 26 | 3 | 1 | | |
| 2834 | WH34,43 | 7 | 117 | 9 | 3 | | |
| 2835 | WH35 | 2 | 26 | 4 | 0 | | |
| 2837 | WH37 | 0 | 12 | 1 | 0 | | |
| 2841 | WH41 | 2 | 15 | 1 | 1 | | |
| 2845 | WH45 | 2 | 21 | 1 | 2 | | |

(DEMOCRATIC)

VOTES PERCENT

WITH 27 OF 27 REPORTING

VOTES PERCENT

| LIEUTENANT GOVERNOR | | | | | | | |
|---------------------|---------------|-------|-------|--------------------------|--|----|------|
| (Vote for) 1 | | | | | | | |
| 01 = WINSTON APPLE | | 144 | 10.54 | 03 = TOMMIE PIERSON, SR. | | 83 | 6.08 |
| 02 = RUSS CARNAHAN | | 1,139 | 83.38 | | | | |
| | | 01 | 02 | 03 | | | |
| 2801 | WH1,39,42,47 | 1 | 53 | 4 | | | |
| 2802 | WH2,5,7,26,28 | 7 | 41 | 1 | | | |
| 2803 | WH3 | 5 | 9 | 0 | | | |
| 2804 | WH4,10,12 | 4 | 23 | 0 | | | |
| 2806 | WH6,40,46 | 12 | 78 | 4 | | | |
| 2808 | WH8,36 | 7 | 52 | 3 | | | |
| 2809 | WH9 | 2 | 67 | 0 | | | |
| 2811 | WH11 | 14 | 60 | 3 | | | |
| 2813 | WH13,21 | 12 | 77 | 7 | | | |
| 2814 | WH14 | 0 | 0 | 0 | | | |
| 2815 | WH15,24,29 | 8 | 76 | 6 | | | |
| 2816 | WH16 | 5 | 24 | 4 | | | |
| 2817 | WH17 | 2 | 10 | 0 | | | |
| 2818 | WH18 | 0 | 13 | 2 | | | |
| 2819 | WH19,20,22 | 7 | 74 | 4 | | | |
| 2823 | WH23 | 5 | 70 | 5 | | | |
| 2825 | WH25 | 14 | 64 | 10 | | | |
| 2827 | WH27 | 4 | 50 | 8 | | | |
| 2830 | WH30 | 2 | 33 | 0 | | | |
| 2831 | WH31 | 4 | 54 | 3 | | | |
| 2832 | WH32,38,44 | 1 | 7 | 1 | | | |
| 2833 | WH33 | 4 | 25 | 1 | | | |
| 2834 | WH34,43 | 15 | 106 | 10 | | | |
| 2835 | WH35 | 3 | 25 | 4 | | | |
| 2837 | WH37 | 3 | 9 | 1 | | | |
| 2841 | WH41 | 1 | 17 | 1 | | | |
| 2845 | WH45 | 2 | 22 | 1 | | | |

(DEMOCRATIC)

VOTES PERCENT

WITH 27 OF 27 REPORTING

VOTES PERCENT

| SECRETARY OF STATE | | | | | | | |
|-------------------------|---------------|-------|-------|--------------------|--|----|------|
| (Vote for) 1 | | | | | | | |
| 01 = BILL CLINTON YOUNG | | 177 | 13.21 | 03 = MD RABBI ALAM | | 91 | 6.79 |
| 02 = ROBIN SMITH | | 1,072 | 80.00 | | | | |
| | | 01 | 02 | 03 | | | |
| 2801 | WH1,39,42,47 | 8 | 49 | 2 | | | |
| 2802 | WH2,5,7,26,28 | 9 | 38 | 1 | | | |
| 2803 | WH3 | 5 | 8 | 1 | | | |
| 2804 | WH4,10,12 | 2 | 22 | 0 | | | |
| 2806 | WH6,40,46 | 11 | 72 | 6 | | | |
| 2808 | WH8,36 | 8 | 48 | 5 | | | |
| 2809 | WH9 | 8 | 57 | 3 | | | |
| 2811 | WH11 | 8 | 66 | 3 | | | |
| 2813 | WH13,21 | 13 | 73 | 9 | | | |
| 2814 | WH14 | 0 | 0 | 0 | | | |
| 2815 | WH15,24,29 | 10 | 76 | 4 | | | |
| 2816 | WH16 | 4 | 24 | 3 | | | |
| 2817 | WH17 | 2 | 10 | 0 | | | |
| 2818 | WH18 | 0 | 15 | 1 | | | |
| 2819 | WH19,20,22 | 13 | 61 | 9 | | | |
| 2823 | WH23 | 14 | 59 | 3 | | | |
| 2825 | WH25 | 14 | 68 | 4 | | | |
| 2827 | WH27 | 9 | 47 | 5 | | | |
| 2830 | WH30 | 4 | 27 | 2 | | | |
| 2831 | WH31 | 3 | 51 | 5 | | | |
| 2832 | WH32,38,44 | 0 | 7 | 2 | | | |
| 2833 | WH33 | 4 | 23 | 3 | | | |
| 2834 | WH34,43 | 16 | 104 | 10 | | | |
| 2835 | WH35 | 5 | 24 | 3 | | | |
| 2837 | WH37 | 3 | 10 | 0 | | | |
| 2841 | WH41 | 1 | 16 | 2 | | | |
| 2845 | WH45 | 3 | 17 | 5 | | | |

(DEMOCRATIC)

VOTES PERCENT

WITH 27 OF 27 REPORTING

STATE TREASURER

(Vote for) 1
 01 = PAT CONTRERAS 627 48.45
 02 = JUDY BAKER 667 51.55

 01 02

| | | | |
|------|---------------|----|----|
| 2801 | WH1,39,42,47 | 25 | 30 |
| 2802 | WH2,5,7,26,28 | 28 | 19 |
| 2803 | WH3 | 4 | 9 |
| 2804 | WH4,10,12 | 11 | 12 |
| 2806 | WH6,40,46 | 43 | 44 |
| 2808 | WH8,36 | 32 | 29 |
| 2809 | WH9 | 32 | 29 |
| 2811 | WH11 | 30 | 44 |
| 2813 | WH13,21 | 46 | 45 |
| 2814 | WH14 | 0 | 0 |
| 2815 | WH15,24,29 | 41 | 44 |
| 2816 | WH16 | 11 | 20 |
| 2817 | WH17 | 7 | 5 |
| 2818 | WH18 | 8 | 8 |
| 2819 | WH19,20,22 | 43 | 37 |
| 2823 | WH23 | 42 | 30 |
| 2825 | WH25 | 44 | 40 |
| 2827 | WH27 | 23 | 38 |
| 2830 | WH30 | 14 | 19 |
| 2831 | WH31 | 30 | 27 |
| 2832 | WH32,38,44 | 2 | 7 |
| 2833 | WH33 | 15 | 14 |
| 2834 | WH34,43 | 65 | 62 |
| 2835 | WH35 | 10 | 20 |
| 2837 | WH37 | 5 | 8 |
| 2841 | WH41 | 7 | 11 |
| 2845 | WH45 | 9 | 16 |

(DEMOCRATIC)

VOTES PERCENT WITH 27 OF 27 REPORTING

ATTORNEY GENERAL
 (Vote for) 1
 01 = JAKE ZIMMERMAN 861 63.50
 02 = TERESA HENSLEY 495 36.50

 01 02

| | | | |
|------|---------------|----|----|
| 2801 | WH1,39,42,47 | 42 | 17 |
| 2802 | WH2,5,7,26,28 | 31 | 20 |
| 2803 | WH3 | 10 | 3 |
| 2804 | WH4,10,12 | 12 | 14 |
| 2806 | WH6,40,46 | 55 | 36 |
| 2808 | WH8,36 | 42 | 19 |
| 2809 | WH9 | 41 | 27 |
| 2811 | WH11 | 52 | 25 |
| 2813 | WH13,21 | 60 | 33 |
| 2814 | WH14 | 0 | 0 |
| 2815 | WH15,24,29 | 59 | 30 |
| 2816 | WH16 | 21 | 11 |
| 2817 | WH17 | 8 | 5 |
| 2818 | WH18 | 8 | 9 |
| 2819 | WH19,20,22 | 57 | 23 |
| 2823 | WH23 | 45 | 34 |
| 2825 | WH25 | 52 | 35 |
| 2827 | WH27 | 41 | 21 |
| 2830 | WH30 | 25 | 11 |
| 2831 | WH31 | 38 | 22 |
| 2832 | WH32,38,44 | 8 | 1 |
| 2833 | WH33 | 15 | 15 |
| 2834 | WH34,43 | 87 | 46 |
| 2835 | WH35 | 17 | 15 |
| 2837 | WH37 | 10 | 2 |
| 2841 | WH41 | 11 | 8 |
| 2845 | WH45 | 14 | 13 |

(DEMOCRATIC)

VOTES PERCENT WITH 17 OF 17 REPORTING

STATE SENATOR DISTRICT 15
 (Vote for) 1
 01 = MARK G. BOYKO 294 38.03
 02 = STEPHEN EAGLETON 479 61.97

 01 02

| | | | |
|------|---------------|----|----|
| 2801 | WH1,39,42,47 | 14 | 42 |
| 2802 | WH2,5,7,26,28 | 13 | 33 |
| 2806 | WH6,40,46 | 32 | 54 |
| 2808 | WH8,36 | 22 | 37 |
| 2811 | WH11 | 29 | 46 |
| 2814 | WH14 | 0 | 0 |
| 2815 | WH15,24,29 | 37 | 50 |
| 2816 | WH16 | 13 | 18 |
| 2830 | WH30 | 10 | 20 |
| 2831 | WH31 | 22 | 34 |
| 2832 | WH32,38,44 | 1 | 8 |
| 2833 | WH33 | 14 | 15 |
| 2834 | WH34,43 | 48 | 74 |
| 2835 | WH35 | 11 | 20 |
| 2837 | WH37 | 6 | 7 |
| 2841 | WH41 | 8 | 10 |
| 2845 | WH45 | 14 | 11 |

(DEMOCRATIC)

VOTES PERCENT WITH 8 OF 8 REPORTING

STATE REPRESENTATIVE DISTRICT 98
 (Vote for) 1
 01 = NANCY CRAIG 429 100.00

 01

| | | | |
|------|--------------|-----|--|
| 2801 | WH1,39,42,47 | 54 | |
| 2806 | WH6,40,46 | 84 | |
| 2815 | WH15,24,29 | 79 | |
| 2833 | WH33 | 25 | |
| 2834 | WH34,43 | 121 | |
| 2835 | WH35 | 29 | |
| 2837 | WH37 | 12 | |
| 2845 | WH45 | 25 | |

(DEMOCRATIC)

VOTES PERCENT

WITH 1 OF 1 REPORTING

STATE REPRESENTATIVE DISTRICT 99

(Vote for) 1

01 = WILLIAM H. (BILL) PINKSTON

17 100.00

01

2841 WH41

17

(DEMOCRATIC)

VOTES PERCENT

WITH 2 OF 2 REPORTING

STATE REPRESENTATIVE DISTRICT 100

(Vote for) 1

01 = NO CANDIDATE FILED

0

01

2811 WH11

0

2832 WH32,38,44

0

(DEMOCRATIC)

VOTES PERCENT

WITH 8 OF 8 REPORTING

STATE REPRESENTATIVE DISTRICT 101

(Vote for) 1

01 = DENNIS LAVALLEE

375 100.00

01

2814 WH14

0

2816 WH16

29

2819 WH19,20,22

76

2823 WH23

64

2825 WH25

73

2827 WH27

55

2830 WH30

27

2831 WH31

51

(DEMOCRATIC)

VOTES PERCENT

WITH 8 OF 8 REPORTING

STATE REPRESENTATIVE DISTRICT 110

(Vote for) 1

01 = NO CANDIDATE FILED

0

01

2802 WH2,5,7,26,28

0

2803 WH3

0

2804 WH4,10,12

0

2808 WH8,36

0

2809 WH9

0

2813 WH13,21

0

2817 WH17

0

2818 WH18

0

(DEMOCRATIC)

VOTES PERCENT

WITH 27 OF 27 REPORTING

COMMITTEEMAN WILD HORSE TOWNSHIP

(Vote for) 1

01 = DENNIS LAVALLEE

02 = INVALID WRITE-IN

1,149 98.97
12 1.03

01 02

2801 WH1,39,42,47

50 0

2802 WH2,5,7,26,28

44 0

2803 WH3

10 0

2804 WH4,10,12

23 0

2806 WH6,40,46

78 0

2808 WH8,36

51 1

2809 WH9

56 0

2811 WH11

71 0

2813 WH13,21

81 1

2814 WH14

0 0

2815 WH15,24,29

74 0

2816 WH16

28 0

2817 WH17

9 0

2818 WH18

14 0

2819 WH19,20,22

76 1

2823 WH23

65 2

2825 WH25

72 1

2827 WH27

53 0

2830 WH30

30 0

2831 WH31

46 3

2832 WH32,38,44

8 0

2833 WH33

22 0

2834 WH34,43

109 2

2835 WH35

29 1

2837 WH37

10 0

2841 WH41

17 0

2845 WH45

23 0

(DEMOCRATIC)

VOTES PERCENT

WITH 27 OF 27 REPORTING

COMMITTEEWOMAN WILD HORSE TOWNSHIP

(Vote for) 1

01 = CANDACE FARMER

02 = INVALID WRITE-IN

1,163 99.15
10 .85

01 02

2801 WH1,39,42,47

52 0

2802 WH2,5,7,26,28

45 0

2803 WH3

10 0

2804 WH4,10,12

22 0

2806 WH6,40,46

79 0

2808 WH8,36

52 1

2809 WH9

56 0

2811 WH11

71 0

2813 WH13,21

81 2

| | | | |
|------|------------|-----|---|
| 2814 | WH14 | 0 | 0 |
| 2815 | WH15,24,29 | 74 | 0 |
| 2816 | WH16 | 30 | 0 |
| 2817 | WH17 | 9 | 0 |
| 2818 | WH18 | 15 | 0 |
| 2819 | WH19,20,22 | 78 | 0 |
| 2823 | WH23 | 68 | 1 |
| 2825 | WH25 | 74 | 1 |
| 2827 | WH27 | 53 | 1 |
| 2830 | WH30 | 28 | 0 |
| 2831 | WH31 | 47 | 1 |
| 2832 | WH32,38,44 | 8 | 0 |
| 2833 | WH33 | 23 | 0 |
| 2834 | WH34,43 | 110 | 2 |
| 2835 | WH35 | 28 | 1 |
| 2837 | WH37 | 10 | 0 |
| 2841 | WH41 | 17 | 0 |
| 2845 | WH45 | 23 | 0 |

(REPUBLICAN)

| | | VOTES PERCENT | | WITH 27 OF 27 REPORTING | | VOTES PERCENT | |
|---------------------|--|---------------|-------|-------------------------|-----|---------------|--|
| U.S. SENATE | | | | | | | |
| (Vote for) 1 | | | | | | | |
| 01 = ROY BLUNT | | 3,525 | 78.39 | 03 = BERNIE MOWINSKI | 120 | 2.67 | |
| 02 = KRISTI NICHOLS | | 719 | 15.99 | 04 = RYAN D. LUETHY | 133 | 2.96 | |

| | | 01 | 02 | 03 | 04 |
|------|---------------|-----|----|----|----|
| 2801 | WH1,39,42,47 | 97 | 34 | 1 | 6 |
| 2802 | WH2,5,7,26,28 | 134 | 26 | 6 | 6 |
| 2803 | WH3 | 33 | 7 | 1 | 3 |
| 2804 | WH4,10,12 | 75 | 12 | 4 | 2 |
| 2806 | WH6,40,46 | 203 | 31 | 6 | 11 |
| 2808 | WH8,36 | 247 | 51 | 9 | 6 |
| 2809 | WH9 | 287 | 52 | 4 | 7 |
| 2811 | WH11 | 73 | 24 | 4 | 5 |
| 2813 | WH13,21 | 257 | 47 | 9 | 9 |
| 2814 | WH14 | 1 | 0 | 0 | 0 |
| 2815 | WH15,24,29 | 183 | 34 | 6 | 8 |
| 2816 | WH16 | 73 | 11 | 1 | 2 |
| 2817 | WH17 | 15 | 5 | 1 | 0 |
| 2818 | WH18 | 18 | 7 | 0 | 1 |
| 2819 | WH19,20,22 | 304 | 61 | 9 | 9 |
| 2823 | WH23 | 257 | 46 | 3 | 5 |
| 2825 | WH25 | 169 | 34 | 12 | 9 |
| 2827 | WH27 | 189 | 51 | 9 | 7 |
| 2830 | WH30 | 42 | 7 | 2 | 3 |
| 2831 | WH31 | 181 | 31 | 9 | 4 |
| 2832 | WH32,38,44 | 36 | 8 | 0 | 2 |
| 2833 | WH33 | 34 | 12 | 3 | 5 |
| 2834 | WH34,43 | 303 | 73 | 14 | 14 |
| 2835 | WH35 | 102 | 20 | 1 | 2 |
| 2837 | WH37 | 53 | 8 | 0 | 3 |
| 2841 | WH41 | 46 | 6 | 2 | 0 |
| 2845 | WH45 | 113 | 21 | 4 | 4 |

(REPUBLICAN)

| | | VOTES PERCENT | | WITH 27 OF 27 REPORTING | | VOTES PERCENT | |
|--------------------------------|--|---------------|-------|-------------------------|--|---------------|--|
| U.S. REPRESENTATIVE DISTRICT 2 | | | | | | | |
| (Vote for) 1 | | | | | | | |
| 01 = ANN WAGNER | | 3,784 | 83.81 | | | | |
| 02 = GREG SEARS | | 731 | 16.19 | | | | |

| | | 01 | 02 |
|------|---------------|-----|----|
| 2801 | WH1,39,42,47 | 111 | 28 |
| 2802 | WH2,5,7,26,28 | 154 | 20 |
| 2803 | WH3 | 33 | 11 |
| 2804 | WH4,10,12 | 78 | 19 |
| 2806 | WH6,40,46 | 210 | 46 |
| 2808 | WH8,36 | 271 | 40 |
| 2809 | WH9 | 284 | 64 |
| 2811 | WH11 | 86 | 23 |
| 2813 | WH13,21 | 276 | 49 |
| 2814 | WH14 | 1 | 0 |
| 2815 | WH15,24,29 | 183 | 48 |
| 2816 | WH16 | 77 | 9 |
| 2817 | WH17 | 16 | 4 |
| 2818 | WH18 | 20 | 7 |
| 2819 | WH19,20,22 | 332 | 51 |
| 2823 | WH23 | 279 | 36 |
| 2825 | WH25 | 189 | 38 |
| 2827 | WH27 | 212 | 45 |
| 2830 | WH30 | 47 | 8 |
| 2831 | WH31 | 191 | 32 |
| 2832 | WH32,38,44 | 41 | 8 |
| 2833 | WH33 | 38 | 15 |
| 2834 | WH34,43 | 333 | 67 |
| 2835 | WH35 | 110 | 16 |
| 2837 | WH37 | 50 | 15 |
| 2841 | WH41 | 50 | 4 |
| 2845 | WH45 | 112 | 28 |

(REPUBLICAN)

| | | VOTES PERCENT | | WITH 27 OF 27 REPORTING | | VOTES PERCENT | |
|------------------------|--|---------------|-------|-------------------------|-------|---------------|--|
| GOVERNOR | | | | | | | |
| (Vote for) 1 | | | | | | | |
| 01 = CATHERINE HANAWAY | | 1,197 | 25.81 | 03 = JOHN BRUNNER | 1,131 | 24.39 | |
| 02 = ERIC GREITENS | | 1,339 | 28.87 | 04 = PETER D. KINDER | 971 | 20.94 | |

| | | 01 | 02 | 03 | 04 |
|------|---------------|-----|----|----|----|
| 2801 | WH1,39,42,47 | 30 | 40 | 42 | 30 |
| 2802 | WH2,5,7,26,28 | 37 | 50 | 56 | 35 |
| 2803 | WH3 | 14 | 15 | 12 | 8 |
| 2804 | WH4,10,12 | 16 | 36 | 24 | 21 |
| 2806 | WH6,40,46 | 50 | 80 | 67 | 65 |
| 2808 | WH8,36 | 76 | 80 | 97 | 65 |
| 2809 | WH9 | 98 | 92 | 91 | 77 |
| 2811 | WH11 | 28 | 30 | 22 | 30 |
| 2813 | WH13,21 | 105 | 89 | 74 | 66 |
| 2814 | WH14 | 1 | 0 | 0 | 0 |
| 2815 | WH15,24,29 | 64 | 76 | 46 | 53 |
| 2816 | WH16 | 22 | 25 | 28 | 14 |

| | | | | | |
|------|------------|-----|-----|-----|----|
| 2817 | WH17 | 3 | 10 | 8 | 3 |
| 2818 | WH18 | 6 | 9 | 8 | 4 |
| 2819 | WH19,20,22 | 100 | 107 | 117 | 69 |
| 2823 | WH23 | 98 | 92 | 67 | 66 |
| 2825 | WH25 | 69 | 67 | 44 | 57 |
| 2827 | WH27 | 86 | 80 | 42 | 56 |
| 2830 | WH30 | 21 | 11 | 11 | 13 |
| 2831 | WH31 | 62 | 76 | 46 | 47 |
| 2832 | WH32,38,44 | 12 | 18 | 11 | 10 |
| 2833 | WH33 | 15 | 14 | 14 | 11 |
| 2834 | WH34,43 | 101 | 127 | 96 | 88 |
| 2835 | WH35 | 24 | 43 | 38 | 23 |
| 2837 | WH37 | 24 | 9 | 21 | 10 |
| 2841 | WH41 | 7 | 23 | 13 | 11 |
| 2845 | WH45 | 28 | 40 | 36 | 39 |

(REPUBLICAN)

| | | VOTES | PERCENT | WITH 27 OF 27 | REPORTING | VOTES | PERCENT |
|--------------------------|--|-------|---------|------------------|-----------|-------|---------|
| LIEUTENANT GOVERNOR | | | | | | | |
| (Vote for) 1 | | | | | | | |
| 01 = ARNIE C. AC DIENOFF | | 232 | 5.31 | | | | |
| 02 = BEV RANDLEN | | 2,169 | 49.61 | 03 = MIKE PARSON | | 1,971 | 45.08 |

01 02 03

| | | | | |
|------|---------------|----|-----|-----|
| 2801 | WH1,39,42,47 | 7 | 79 | 52 |
| 2802 | WH2,5,7,26,28 | 11 | 85 | 73 |
| 2803 | WH3 | 2 | 17 | 27 |
| 2804 | WH4,10,12 | 6 | 42 | 39 |
| 2806 | WH6,40,46 | 13 | 131 | 107 |
| 2808 | WH8,36 | 9 | 150 | 138 |
| 2809 | WH9 | 19 | 182 | 140 |
| 2811 | WH11 | 4 | 60 | 41 |
| 2813 | WH13,21 | 8 | 163 | 134 |
| 2814 | WH14 | 0 | 1 | 0 |
| 2815 | WH15,24,29 | 18 | 111 | 100 |
| 2816 | WH16 | 6 | 36 | 43 |
| 2817 | WH17 | 1 | 11 | 11 |
| 2818 | WH18 | 1 | 8 | 16 |
| 2819 | WH19,20,22 | 19 | 192 | 157 |
| 2823 | WH23 | 6 | 167 | 117 |
| 2825 | WH25 | 21 | 100 | 99 |
| 2827 | WH27 | 7 | 116 | 126 |
| 2830 | WH30 | 5 | 12 | 38 |
| 2831 | WH31 | 15 | 86 | 117 |
| 2832 | WH32,38,44 | 2 | 20 | 27 |
| 2833 | WH33 | 6 | 23 | 25 |
| 2834 | WH34,43 | 22 | 207 | 161 |
| 2835 | WH35 | 6 | 62 | 56 |
| 2837 | WH37 | 4 | 33 | 27 |
| 2841 | WH41 | 4 | 24 | 26 |
| 2845 | WH45 | 10 | 51 | 74 |

(REPUBLICAN)

| | | VOTES | PERCENT | WITH 27 OF 27 | REPORTING | VOTES | PERCENT |
|--------------------------|--|-------|---------|----------------|-----------|-------|---------|
| SECRETARY OF STATE | | | | | | | |
| (Vote for) 1 | | | | | | | |
| 01 = WILL KRAUS | | 1,355 | 30.31 | | | | |
| 02 = JOHN (JAY) ASHCROFT | | 2,949 | 65.97 | 03 = ROI CHINN | | 166 | 3.71 |

01 02 03

| | | | | |
|------|---------------|-----|-----|----|
| 2801 | WH1,39,42,47 | 48 | 88 | 3 |
| 2802 | WH2,5,7,26,28 | 47 | 119 | 5 |
| 2803 | WH3 | 13 | 32 | 1 |
| 2804 | WH4,10,12 | 27 | 65 | 1 |
| 2806 | WH6,40,46 | 68 | 171 | 11 |
| 2808 | WH8,36 | 84 | 216 | 12 |
| 2809 | WH9 | 101 | 236 | 5 |
| 2811 | WH11 | 35 | 70 | 3 |
| 2813 | WH13,21 | 94 | 208 | 11 |
| 2814 | WH14 | 0 | 1 | 0 |
| 2815 | WH15,24,29 | 87 | 134 | 11 |
| 2816 | WH16 | 15 | 67 | 6 |
| 2817 | WH17 | 5 | 16 | 0 |
| 2818 | WH18 | 5 | 22 | 0 |
| 2819 | WH19,20,22 | 119 | 240 | 15 |
| 2823 | WH23 | 78 | 218 | 12 |
| 2825 | WH25 | 79 | 138 | 11 |
| 2827 | WH27 | 88 | 159 | 9 |
| 2830 | WH30 | 11 | 43 | 1 |
| 2831 | WH31 | 68 | 153 | 6 |
| 2832 | WH32,38,44 | 13 | 33 | 2 |
| 2833 | WH33 | 18 | 26 | 10 |
| 2834 | WH34,43 | 129 | 242 | 22 |
| 2835 | WH35 | 41 | 79 | 6 |
| 2837 | WH37 | 21 | 43 | 0 |
| 2841 | WH41 | 19 | 35 | 0 |
| 2845 | WH45 | 42 | 95 | 3 |

(REPUBLICAN)

| | | VOTES | PERCENT | WITH 27 OF 27 | REPORTING |
|-------------------|--|-------|---------|---------------|-----------|
| STATE TREASURER | | | | | |
| (Vote for) 1 | | | | | |
| 01 = ERIC SCHMITT | | 4,066 | 100.00 | | |

01

| | | |
|------|---------------|-----|
| 2801 | WH1,39,42,47 | 128 |
| 2802 | WH2,5,7,26,28 | 155 |
| 2803 | WH3 | 42 |
| 2804 | WH4,10,12 | 82 |
| 2806 | WH6,40,46 | 228 |
| 2808 | WH8,36 | 292 |
| 2809 | WH9 | 328 |
| 2811 | WH11 | 97 |
| 2813 | WH13,21 | 289 |
| 2814 | WH14 | 1 |
| 2815 | WH15,24,29 | 207 |
| 2816 | WH16 | 76 |
| 2817 | WH17 | 18 |
| 2818 | WH18 | 24 |
| 2819 | WH19,20,22 | 347 |
| 2823 | WH23 | 264 |

2825 WH25 203
 2827 WH27 222
 2830 WH30 51
 2831 WH31 204
 2832 WH32,38,44 44
 2833 WH33 50
 2834 WH34,43 356
 2835 WH35 116
 2837 WH37 59
 2841 WH41 53
 2845 WH45 130

(REPUBLICAN)

VOTES PERCENT

WITH 27 OF 27 REPORTING

ATTORNEY GENERAL

(Vote for) 1

01 = JOSH HAWLEY
 02 = KURT SCHAEFER

3,374 75.99
 1,066 24.01

 01 02

2801 WH1,39,42,47 106 31
 2802 WH2,5,7,26,28 128 43
 2803 WH3 33 12
 2804 WH4,10,12 76 16
 2806 WH6,40,46 193 63
 2808 WH8,36 226 87
 2809 WH9 260 78
 2811 WH11 77 30
 2813 WH13,21 246 70
 2814 WH14 1 0
 2815 WH15,24,29 172 59
 2816 WH16 63 22
 2817 WH17 14 7
 2818 WH18 16 7
 2819 WH19,20,22 282 87
 2823 WH23 218 82
 2825 WH25 178 44
 2827 WH27 206 54
 2830 WH30 38 17
 2831 WH31 176 48
 2832 WH32,38,44 39 10
 2833 WH33 44 10
 2834 WH34,43 295 98
 2835 WH35 105 21
 2837 WH37 50 14
 2841 WH41 38 13
 2845 WH45 94 43

(REPUBLICAN)

VOTES PERCENT

WITH 17 OF 17 REPORTING

STATE SENATOR DISTRICT 15

(Vote for) 1

01 = ANDREW KOENIG
 02 = RICK STREAM

1,649 67.72
 786 32.28

 01 02

2801 WH1,39,42,47 91 44
 2802 WH2,5,7,26,28 101 71
 2806 WH6,40,46 190 63
 2808 WH8,36 200 108
 2811 WH11 72 34
 2814 WH14 0 1
 2815 WH15,24,29 138 86
 2816 WH16 55 27
 2830 WH30 30 21
 2831 WH31 141 82
 2832 WH32,38,44 36 13
 2833 WH33 40 12
 2834 WH34,43 305 94
 2835 WH35 77 45
 2837 WH37 47 18
 2841 WH41 38 16
 2845 WH45 88 51

(REPUBLICAN)

VOTES PERCENT

WITH 8 OF 8 REPORTING

STATE REPRESENTATIVE DISTRICT 98

(Vote for) 1

01 = SHAMED DOGAN

1,207 100.00

 01

2801 WH1,39,42,47 118
 2806 WH6,40,46 214
 2815 WH15,24,29 192
 2833 WH33 50
 2834 WH34,43 343
 2835 WH35 107
 2837 WH37 56
 2845 WH45 127

(REPUBLICAN)

VOTES PERCENT

WITH 1 OF 1 REPORTING

VOTES PERCENT

STATE REPRESENTATIVE DISTRICT 99

(Vote for) 1

01 = RICHARD LAVIOLETTE
 02 = PHILIP OEHLERKING

11 21.15
 15 28.85

03 = JEAN EVANS
 04 = NICHOLAS GERTH

20 38.46
 6 11.54

 01 02 03 04

2841 WH41 11 15 20 6

(REPUBLICAN)

VOTES PERCENT

WITH 2 OF 2 REPORTING

STATE REPRESENTATIVE DISTRICT 100

(Vote for) 1

01 = MIKE ALLEN
 02 = DEREK GRIER

67 45.27
 81 54.73

 01 02

| | | | |
|------|------------|----|----|
| 2811 | WH11 | 49 | 54 |
| 2832 | WH32,38,44 | 18 | 27 |

(REPUBLICAN)

STATE REPRESENTATIVE DISTRICT 101
 (Vote for) 1
 01 = JOY B. KRIEGER
 02 = BRUCE DeGROOT

VOTES PERCENT WITH 8 OF 8 REPORTING
 199 13.01 03 = ANNE GASSEL
 466 30.46 04 = NOREEN McCANN

VOTES PERCENT
 418 27.32
 447 29.22

| | | | | | |
|------|------------|----|-----|-----|-----|
| | | 01 | 02 | 03 | 04 |
| 2814 | WH14 | 1 | 0 | 0 | 0 |
| 2816 | WH16 | 10 | 29 | 12 | 34 |
| 2819 | WH19,20,22 | 60 | 81 | 131 | 109 |
| 2823 | WH23 | 34 | 107 | 87 | 76 |
| 2825 | WH25 | 37 | 73 | 55 | 66 |
| 2827 | WH27 | 36 | 83 | 55 | 83 |
| 2830 | WH30 | 10 | 6 | 15 | 17 |
| 2831 | WH31 | 11 | 87 | 63 | 62 |

(REPUBLICAN)

STATE REPRESENTATIVE DISTRICT 110
 (Vote for) 1
 01 = KIRK MATHEWS

VOTES PERCENT WITH 8 OF 8 REPORTING
 1,196 100.00

| | | |
|------|---------------|-----|
| | | 01 |
| 2802 | WH2,5,7,26,28 | 154 |
| 2803 | WH3 | 42 |
| 2804 | WH4,10,12 | 77 |
| 2808 | WH8,36 | 276 |
| 2809 | WH9 | 325 |
| 2813 | WH13,21 | 281 |
| 2817 | WH17 | 18 |
| 2818 | WH18 | 23 |

(REPUBLICAN)

COMMITTEEMAN WILD HORSE TOWNSHIP
 (Vote for) 1
 01 = KEN E. NEWHOUSE
 02 = ANTHONY (ANDY) HOUGH

VOTES PERCENT WITH 27 OF 27 REPORTING
 2,143 59.12
 1,448 39.94 03 = INVALID WRITE-IN

VOTES PERCENT
 34 .94

| | | | | |
|------|---------------|-----|-----|----|
| | | 01 | 02 | 03 |
| 2801 | WH1,39,42,47 | 64 | 49 | 1 |
| 2802 | WH2,5,7,26,28 | 90 | 58 | 1 |
| 2803 | WH3 | 20 | 15 | 1 |
| 2804 | WH4,10,12 | 48 | 32 | 1 |
| 2806 | WH6,40,46 | 104 | 88 | 2 |
| 2808 | WH8,36 | 183 | 77 | 3 |
| 2809 | WH9 | 180 | 114 | 2 |
| 2811 | WH11 | 51 | 24 | 3 |
| 2813 | WH13,21 | 152 | 101 | 5 |
| 2814 | WH14 | 1 | 0 | 0 |
| 2815 | WH15,24,29 | 97 | 70 | 4 |
| 2816 | WH16 | 47 | 21 | 1 |
| 2817 | WH17 | 13 | 3 | 0 |
| 2818 | WH18 | 21 | 4 | 0 |
| 2819 | WH19,20,22 | 167 | 150 | 2 |
| 2823 | WH23 | 131 | 98 | 2 |
| 2825 | WH25 | 103 | 78 | 0 |
| 2827 | WH27 | 111 | 82 | 1 |
| 2830 | WH30 | 25 | 18 | 0 |
| 2831 | WH31 | 100 | 93 | 0 |
| 2832 | WH32,38,44 | 17 | 21 | 0 |
| 2833 | WH33 | 24 | 18 | 1 |
| 2834 | WH34,43 | 203 | 108 | 4 |
| 2835 | WH35 | 69 | 41 | 0 |
| 2837 | WH37 | 39 | 11 | 0 |
| 2841 | WH41 | 28 | 17 | 0 |
| 2845 | WH45 | 55 | 57 | 0 |

(REPUBLICAN)

COMMITTEEWOMAN WILD HORSE TOWNSHIP
 (Vote for) 1
 01 = CYNTHIA (CINDY) POOL
 02 = INVALID WRITE-IN

VOTES PERCENT WITH 27 OF 27 REPORTING
 3,572 99.08
 33 .92

| | | | |
|------|---------------|-----|----|
| | | 01 | 02 |
| 2801 | WH1,39,42,47 | 113 | 2 |
| 2802 | WH2,5,7,26,28 | 146 | 0 |
| 2803 | WH3 | 35 | 1 |
| 2804 | WH4,10,12 | 79 | 0 |
| 2806 | WH6,40,46 | 185 | 3 |
| 2808 | WH8,36 | 266 | 2 |
| 2809 | WH9 | 305 | 1 |
| 2811 | WH11 | 81 | 1 |
| 2813 | WH13,21 | 260 | 4 |
| 2814 | WH14 | 1 | 0 |
| 2815 | WH15,24,29 | 169 | 4 |
| 2816 | WH16 | 62 | 2 |
| 2817 | WH17 | 17 | 0 |
| 2818 | WH18 | 23 | 0 |
| 2819 | WH19,20,22 | 310 | 0 |
| 2823 | WH23 | 241 | 1 |
| 2825 | WH25 | 182 | 1 |
| 2827 | WH27 | 189 | 2 |
| 2830 | WH30 | 37 | 0 |
| 2831 | WH31 | 190 | 2 |
| 2832 | WH32,38,44 | 37 | 0 |
| 2833 | WH33 | 42 | 1 |
| 2834 | WH34,43 | 295 | 5 |
| 2835 | WH35 | 99 | 0 |
| 2837 | WH37 | 48 | 0 |
| 2841 | WH41 | 44 | 1 |
| 2845 | WH45 | 116 | 0 |

(LIBERTARIAN)

VOTES PERCENT

WITH 27 OF 27 REPORTING

U.S. SENATE

(Vote for) 1

01 = JONATHAN DINE

02 = HERSCHEL L. YOUNG

21 52.50
19 47.50

01 02

2801 WH1,39,42,47
2802 WH2,5,7,26,28
2803 WH3
2804 WH4,10,12
2806 WH6,40,46
2808 WH8,36
2809 WH9
2811 WH11
2813 WH13,21
2814 WH14
2815 WH15,24,29
2816 WH16
2817 WH17
2818 WH18
2819 WH19,20,22
2823 WH23
2825 WH25
2827 WH27
2830 WH30
2831 WH31
2832 WH32,38,44
2833 WH33
2834 WH34,43
2835 WH35
2837 WH37
2841 WH41
2845 WH45

3 1
0 0
0 0
0 0
1 2
1 1
0 0
2 1
1 0
0 0
2 1
0 2
0 0
0 0
3 3
2 1
0 1
0 0
1 0
1 1
0 0
1 1
1 5
1 0
0 0
0 0
1 0
1 0

(LIBERTARIAN)

VOTES PERCENT

WITH 27 OF 27 REPORTING

U.S. REPRESENTATIVE DISTRICT 2

(Vote for) 1

01 = JIM HIGGINS

41 100.00

01

2801 WH1,39,42,47
2802 WH2,5,7,26,28
2803 WH3
2804 WH4,10,12
2806 WH6,40,46
2808 WH8,36
2809 WH9
2811 WH11
2813 WH13,21
2814 WH14
2815 WH15,24,29
2816 WH16
2817 WH17
2818 WH18
2819 WH19,20,22
2823 WH23
2825 WH25
2827 WH27
2830 WH30
2831 WH31
2832 WH32,38,44
2833 WH33
2834 WH34,43
2835 WH35
2837 WH37
2841 WH41
2845 WH45

4
0
0
0
3
2
0
3
0
3
2
0
7
3
1
0
1
2
0
1
6
1
0
0
1
0
1

(LIBERTARIAN)

VOTES PERCENT

WITH 27 OF 27 REPORTING

GOVERNOR

(Vote for) 1

01 = CISSE W. SPRAGINS

39 100.00

01

2801 WH1,39,42,47
2802 WH2,5,7,26,28
2803 WH3
2804 WH4,10,12
2806 WH6,40,46
2808 WH8,36
2809 WH9
2811 WH11
2813 WH13,21
2814 WH14
2815 WH15,24,29
2816 WH16
2817 WH17
2818 WH18
2819 WH19,20,22
2823 WH23
2825 WH25
2827 WH27
2830 WH30
2831 WH31
2832 WH32,38,44
2833 WH33
2834 WH34,43
2835 WH35
2837 WH37
2841 WH41
2845 WH45

4
0
0
0
2
2
0
3
1
0
2
0
7
3
1
0
1
2
0
1
6
1
0
0
1
0
1

(LIBERTARIAN)

VOTES PERCENT

WITH 27 OF 27 REPORTING

LIEUTENANT GOVERNOR

(Vote for) 1

01 = STEVEN R. HEDRICK

39 100.00

01

| | | |
|------|---------------|---|
| 2801 | WH1,39,42,47 | 4 |
| 2802 | WH2,5,7,26,28 | 0 |
| 2803 | WH3 | 0 |
| 2804 | WH4,10,12 | 0 |
| 2806 | WH6,40,46 | 3 |
| 2808 | WH8,36 | 2 |
| 2809 | WH9 | 0 |
| 2811 | WH11 | 3 |
| 2813 | WH13,21 | 0 |
| 2814 | WH14 | 0 |
| 2815 | WH15,24,29 | 3 |
| 2816 | WH16 | 2 |
| 2817 | WH17 | 0 |
| 2818 | WH18 | 0 |
| 2819 | WH19,20,22 | 6 |
| 2823 | WH23 | 3 |
| 2825 | WH25 | 1 |
| 2827 | WH27 | 0 |
| 2830 | WH30 | 1 |
| 2831 | WH31 | 2 |
| 2832 | WH32,38,44 | 0 |
| 2833 | WH33 | 1 |
| 2834 | WH34,43 | 6 |
| 2835 | WH35 | 1 |
| 2837 | WH37 | 0 |
| 2841 | WH41 | 0 |
| 2845 | WH45 | 1 |

(LIBERTARIAN)

WITH 27 OF 27 REPORTING
VOTES PERCENT

SECRETARY OF STATE
(Vote for) 1
01 = CHRIS MORRILL

40 100.00

01

| | | |
|------|---------------|---|
| 2801 | WH1,39,42,47 | 4 |
| 2802 | WH2,5,7,26,28 | 0 |
| 2803 | WH3 | 0 |
| 2804 | WH4,10,12 | 0 |
| 2806 | WH6,40,46 | 3 |
| 2808 | WH8,36 | 2 |
| 2809 | WH9 | 0 |
| 2811 | WH11 | 3 |
| 2813 | WH13,21 | 0 |
| 2814 | WH14 | 0 |
| 2815 | WH15,24,29 | 3 |
| 2816 | WH16 | 2 |
| 2817 | WH17 | 0 |
| 2818 | WH18 | 0 |
| 2819 | WH19,20,22 | 7 |
| 2823 | WH23 | 3 |
| 2825 | WH25 | 1 |
| 2827 | WH27 | 0 |
| 2830 | WH30 | 1 |
| 2831 | WH31 | 2 |
| 2832 | WH32,38,44 | 0 |
| 2833 | WH33 | 1 |
| 2834 | WH34,43 | 6 |
| 2835 | WH35 | 1 |
| 2837 | WH37 | 0 |
| 2841 | WH41 | 0 |
| 2845 | WH45 | 1 |

(LIBERTARIAN)

WITH 27 OF 27 REPORTING
VOTES PERCENT

STATE TREASURER
(Vote for) 1
01 = SEAN O'TOOLE

40 100.00

01

| | | |
|------|---------------|---|
| 2801 | WH1,39,42,47 | 4 |
| 2802 | WH2,5,7,26,28 | 0 |
| 2803 | WH3 | 0 |
| 2804 | WH4,10,12 | 0 |
| 2806 | WH6,40,46 | 3 |
| 2808 | WH8,36 | 2 |
| 2809 | WH9 | 0 |
| 2811 | WH11 | 3 |
| 2813 | WH13,21 | 0 |
| 2814 | WH14 | 0 |
| 2815 | WH15,24,29 | 3 |
| 2816 | WH16 | 2 |
| 2817 | WH17 | 0 |
| 2818 | WH18 | 0 |
| 2819 | WH19,20,22 | 7 |
| 2823 | WH23 | 3 |
| 2825 | WH25 | 1 |
| 2827 | WH27 | 0 |
| 2830 | WH30 | 1 |
| 2831 | WH31 | 2 |
| 2832 | WH32,38,44 | 0 |
| 2833 | WH33 | 1 |
| 2834 | WH34,43 | 6 |
| 2835 | WH35 | 1 |
| 2837 | WH37 | 0 |
| 2841 | WH41 | 0 |
| 2845 | WH45 | 1 |

(LIBERTARIAN)

WITH 27 OF 27 REPORTING
VOTES PERCENT

ATTORNEY GENERAL
(Vote for) 1
01 = NO CANDIDATE FILED

0

01

| | | |
|------|---------------|---|
| 2801 | WH1,39,42,47 | 0 |
| 2802 | WH2,5,7,26,28 | 0 |

2803 WH3 0
 2804 WH4,10,12 0
 2806 WH6,40,46 0
 2808 WH8,36 0
 2809 WH9 0
 2811 WH11 0
 2813 WH13,21 0
 2814 WH14 0
 2815 WH15,24,29 0
 2816 WH16 0
 2817 WH17 0
 2818 WH18 0
 2819 WH19,20,22 0
 2823 WH23 0
 2825 WH25 0
 2827 WH27 0
 2830 WH30 0
 2831 WH31 0
 2832 WH32,38,44 0
 2833 WH33 0
 2834 WH34,43 0
 2835 WH35 0
 2837 WH37 0
 2841 WH41 0
 2845 WH45 0

(LIBERTARIAN)

VOTES PERCENT WITH 17 OF 17 REPORTING

STATE SENATOR DISTRICT 15
 (Vote for) 1
 01 = NO CANDIDATE FILED 0

01

2801 WH1,39,42,47 0
 2802 WH2,5,7,26,28 0
 2806 WH6,40,46 0
 2808 WH8,36 0
 2811 WH11 0
 2814 WH14 0
 2815 WH15,24,29 0
 2816 WH16 0
 2830 WH30 0
 2831 WH31 0
 2832 WH32,38,44 0
 2833 WH33 0
 2834 WH34,43 0
 2835 WH35 0
 2837 WH37 0
 2841 WH41 0
 2845 WH45 0

(LIBERTARIAN)

VOTES PERCENT WITH 8 OF 8 REPORTING

STATE REPRESENTATIVE DISTRICT 98
 (Vote for) 1
 01 = NO CANDIDATE FILED 0

01

2801 WH1,39,42,47 0
 2806 WH6,40,46 0
 2815 WH15,24,29 0
 2833 WH33 0
 2834 WH34,43 0
 2835 WH35 0
 2837 WH37 0
 2845 WH45 0

(LIBERTARIAN)

VOTES PERCENT WITH 1 OF 1 REPORTING

STATE REPRESENTATIVE DISTRICT 99
 (Vote for) 1
 01 = NO CANDIDATE FILED 0

01

2841 WH41 0

(LIBERTARIAN)

VOTES PERCENT WITH 2 OF 2 REPORTING

STATE REPRESENTATIVE DISTRICT 100
 (Vote for) 1
 01 = NO CANDIDATE FILED 0

01

2811 WH11 0
 2832 WH32,38,44 0

(LIBERTARIAN)

VOTES PERCENT WITH 8 OF 8 REPORTING

STATE REPRESENTATIVE DISTRICT 101
 (Vote for) 1
 01 = NO CANDIDATE FILED 0

01

2814 WH14 0
 2816 WH16 0
 2819 WH19,20,22 0
 2823 WH23 0
 2825 WH25 0
 2827 WH27 0
 2830 WH30 0
 2831 WH31 0

(LIBERTARIAN)

VOTES PERCENT WITH 8 OF 8 REPORTING

STATE REPRESENTATIVE DISTRICT 110
 (Vote for) 1

01 = NO CANDIDATE FILED

0

01

| | | |
|------|---------------|---|
| 2802 | WH2,5,7,26,28 | 0 |
| 2803 | WH3 | 0 |
| 2804 | WH4,10,12 | 0 |
| 2808 | WH8,36 | 0 |
| 2809 | WH9 | 0 |
| 2813 | WH13,21 | 0 |
| 2817 | WH17 | 0 |
| 2818 | WH18 | 0 |

(LIBERTARIAN)

VOTES PERCENT

WITH 27 OF 27 REPORTING

COMMITTEEMAN WILD HORSE TOWNSHIP

(Vote for) 1

01 = NO CANDIDATE FILED

0

02 = *SEE OFFICIAL WRITE-IN REPORT

2 100.00

01 02

| | | | |
|------|---------------|---|---|
| 2801 | WH1,39,42,47 | 0 | 0 |
| 2802 | WH2,5,7,26,28 | 0 | 0 |
| 2803 | WH3 | 0 | 0 |
| 2804 | WH4,10,12 | 0 | 0 |
| 2806 | WH6,40,46 | 0 | 0 |
| 2808 | WH8,36 | 0 | 0 |
| 2809 | WH9 | 0 | 0 |
| 2811 | WH11 | 0 | 0 |
| 2813 | WH13,21 | 0 | 0 |
| 2814 | WH14 | 0 | 0 |
| 2815 | WH15,24,29 | 0 | 0 |
| 2816 | WH16 | 0 | 0 |
| 2817 | WH17 | 0 | 0 |
| 2818 | WH18 | 0 | 0 |
| 2819 | WH19,20,22 | 0 | 0 |
| 2823 | WH23 | 0 | 1 |
| 2825 | WH25 | 0 | 0 |
| 2827 | WH27 | 0 | 0 |
| 2830 | WH30 | 0 | 0 |
| 2831 | WH31 | 0 | 0 |
| 2832 | WH32,38,44 | 0 | 0 |
| 2833 | WH33 | 0 | 0 |
| 2834 | WH34,43 | 0 | 1 |
| 2835 | WH35 | 0 | 0 |
| 2837 | WH37 | 0 | 0 |
| 2841 | WH41 | 0 | 0 |
| 2845 | WH45 | 0 | 0 |

(LIBERTARIAN)

VOTES PERCENT

WITH 27 OF 27 REPORTING

COMMITTEEWOMAN WILD HORSE TOWNSHIP

(Vote for) 1

01 = NO CANDIDATE FILED

0

02 = *SEE OFFICIAL WRITE-IN REPORT

2 100.00

01 02

| | | | |
|------|---------------|---|---|
| 2801 | WH1,39,42,47 | 0 | 0 |
| 2802 | WH2,5,7,26,28 | 0 | 0 |
| 2803 | WH3 | 0 | 0 |
| 2804 | WH4,10,12 | 0 | 0 |
| 2806 | WH6,40,46 | 0 | 0 |
| 2808 | WH8,36 | 0 | 0 |
| 2809 | WH9 | 0 | 0 |
| 2811 | WH11 | 0 | 0 |
| 2813 | WH13,21 | 0 | 0 |
| 2814 | WH14 | 0 | 0 |
| 2815 | WH15,24,29 | 0 | 0 |
| 2816 | WH16 | 0 | 0 |
| 2817 | WH17 | 0 | 0 |
| 2818 | WH18 | 0 | 0 |
| 2819 | WH19,20,22 | 0 | 0 |
| 2823 | WH23 | 0 | 1 |
| 2825 | WH25 | 0 | 0 |
| 2827 | WH27 | 0 | 0 |
| 2830 | WH30 | 0 | 0 |
| 2831 | WH31 | 0 | 0 |
| 2832 | WH32,38,44 | 0 | 0 |
| 2833 | WH33 | 0 | 0 |
| 2834 | WH34,43 | 0 | 1 |
| 2835 | WH35 | 0 | 0 |
| 2837 | WH37 | 0 | 0 |
| 2841 | WH41 | 0 | 0 |
| 2845 | WH45 | 0 | 0 |

(CONSTITUTION)

VOTES PERCENT

WITH 27 OF 27 REPORTING

U.S. SENATE

(Vote for) 1

01 = FRED RYMAN

1

100.00

01

| | | |
|------|---------------|---|
| 2801 | WH1,39,42,47 | 0 |
| 2802 | WH2,5,7,26,28 | 0 |
| 2803 | WH3 | 0 |
| 2804 | WH4,10,12 | 0 |
| 2806 | WH6,40,46 | 1 |
| 2808 | WH8,36 | 0 |
| 2809 | WH9 | 0 |
| 2811 | WH11 | 0 |
| 2813 | WH13,21 | 0 |
| 2814 | WH14 | 0 |
| 2815 | WH15,24,29 | 0 |
| 2816 | WH16 | 0 |
| 2817 | WH17 | 0 |
| 2818 | WH18 | 0 |
| 2819 | WH19,20,22 | 0 |
| 2823 | WH23 | 0 |
| 2825 | WH25 | 0 |
| 2827 | WH27 | 0 |
| 2830 | WH30 | 0 |

| | | |
|------|------------|---|
| 2831 | WH31 | 0 |
| 2832 | WH32,38,44 | 0 |
| 2833 | WH33 | 0 |
| 2834 | WH34,43 | 0 |
| 2835 | WH35 | 0 |
| 2837 | WH37 | 0 |
| 2841 | WH41 | 0 |
| 2845 | WH45 | 0 |

(CONSTITUTION)

WITH 27 OF 27 REPORTING

U.S. REPRESENTATIVE DISTRICT 2
 (Vote for) 1
 01 = NO CANDIDATE FILED

VOTES PERCENT
 0

 01

| | | |
|------|---------------|---|
| 2801 | WH1,39,42,47 | 0 |
| 2802 | WH2,5,7,26,28 | 0 |
| 2803 | WH3 | 0 |
| 2804 | WH4,10,12 | 0 |
| 2806 | WH6,40,46 | 0 |
| 2808 | WH8,36 | 0 |
| 2809 | WH9 | 0 |
| 2811 | WH11 | 0 |
| 2813 | WH13,21 | 0 |
| 2814 | WH14 | 0 |
| 2815 | WH15,24,29 | 0 |
| 2816 | WH16 | 0 |
| 2817 | WH17 | 0 |
| 2818 | WH18 | 0 |
| 2819 | WH19,20,22 | 0 |
| 2823 | WH23 | 0 |
| 2825 | WH25 | 0 |
| 2827 | WH27 | 0 |
| 2830 | WH30 | 0 |
| 2831 | WH31 | 0 |
| 2832 | WH32,38,44 | 0 |
| 2833 | WH33 | 0 |
| 2834 | WH34,43 | 0 |
| 2835 | WH35 | 0 |
| 2837 | WH37 | 0 |
| 2841 | WH41 | 0 |
| 2845 | WH45 | 0 |

(CONSTITUTION)

WITH 27 OF 27 REPORTING

GOVERNOR
 (Vote for) 1
 01 = NO CANDIDATE FILED

VOTES PERCENT
 0

 01

| | | |
|------|---------------|---|
| 2801 | WH1,39,42,47 | 0 |
| 2802 | WH2,5,7,26,28 | 0 |
| 2803 | WH3 | 0 |
| 2804 | WH4,10,12 | 0 |
| 2806 | WH6,40,46 | 0 |
| 2808 | WH8,36 | 0 |
| 2809 | WH9 | 0 |
| 2811 | WH11 | 0 |
| 2813 | WH13,21 | 0 |
| 2814 | WH14 | 0 |
| 2815 | WH15,24,29 | 0 |
| 2816 | WH16 | 0 |
| 2817 | WH17 | 0 |
| 2818 | WH18 | 0 |
| 2819 | WH19,20,22 | 0 |
| 2823 | WH23 | 0 |
| 2825 | WH25 | 0 |
| 2827 | WH27 | 0 |
| 2830 | WH30 | 0 |
| 2831 | WH31 | 0 |
| 2832 | WH32,38,44 | 0 |
| 2833 | WH33 | 0 |
| 2834 | WH34,43 | 0 |
| 2835 | WH35 | 0 |
| 2837 | WH37 | 0 |
| 2841 | WH41 | 0 |
| 2845 | WH45 | 0 |

(CONSTITUTION)

WITH 27 OF 27 REPORTING

LIEUTENANT GOVERNOR
 (Vote for) 1
 01 = NO CANDIDATE FILED

VOTES PERCENT
 0

 01

| | | |
|------|---------------|---|
| 2801 | WH1,39,42,47 | 0 |
| 2802 | WH2,5,7,26,28 | 0 |
| 2803 | WH3 | 0 |
| 2804 | WH4,10,12 | 0 |
| 2806 | WH6,40,46 | 0 |
| 2808 | WH8,36 | 0 |
| 2809 | WH9 | 0 |
| 2811 | WH11 | 0 |
| 2813 | WH13,21 | 0 |
| 2814 | WH14 | 0 |
| 2815 | WH15,24,29 | 0 |
| 2816 | WH16 | 0 |
| 2817 | WH17 | 0 |
| 2818 | WH18 | 0 |
| 2819 | WH19,20,22 | 0 |
| 2823 | WH23 | 0 |
| 2825 | WH25 | 0 |
| 2827 | WH27 | 0 |
| 2830 | WH30 | 0 |
| 2831 | WH31 | 0 |
| 2832 | WH32,38,44 | 0 |
| 2833 | WH33 | 0 |
| 2834 | WH34,43 | 0 |
| 2835 | WH35 | 0 |
| 2837 | WH37 | 0 |

| | | | | |
|-------|-------------------------|-------|---------|-------------------------|
| 2841 | WH41 | 0 | | |
| 2845 | WH45 | 0 | | |
| ===== | | | | |
| | (CONSTITUTION) | | | WITH 27 OF 27 REPORTING |
| | SECRETARY OF STATE | VOTES | PERCENT | |
| | (Vote for) 1 | | | |
| | 01 = NO CANDIDATE FILED | 0 | | |
| | | ----- | | |
| | | 01 | | |
| | | ----- | | |
| 2801 | WH1,39,42,47 | 0 | | |
| 2802 | WH2,5,7,26,28 | 0 | | |
| 2803 | WH3 | 0 | | |
| 2804 | WH4,10,12 | 0 | | |
| 2806 | WH6,40,46 | 0 | | |
| 2808 | WH8,36 | 0 | | |
| 2809 | WH9 | 0 | | |
| 2811 | WH11 | 0 | | |
| 2813 | WH13,21 | 0 | | |
| 2814 | WH14 | 0 | | |
| 2815 | WH15,24,29 | 0 | | |
| 2816 | WH16 | 0 | | |
| 2817 | WH17 | 0 | | |
| 2818 | WH18 | 0 | | |
| 2819 | WH19,20,22 | 0 | | |
| 2823 | WH23 | 0 | | |
| 2825 | WH25 | 0 | | |
| 2827 | WH27 | 0 | | |
| 2830 | WH30 | 0 | | |
| 2831 | WH31 | 0 | | |
| 2832 | WH32,38,44 | 0 | | |
| 2833 | WH33 | 0 | | |
| 2834 | WH34,43 | 0 | | |
| 2835 | WH35 | 0 | | |
| 2837 | WH37 | 0 | | |
| 2841 | WH41 | 0 | | |
| 2845 | WH45 | 0 | | |
| ===== | | | | |

| | | | | |
|-------|-------------------------|-------|---------|-------------------------|
| | (CONSTITUTION) | | | WITH 27 OF 27 REPORTING |
| | STATE TREASURER | VOTES | PERCENT | |
| | (Vote for) 1 | | | |
| | 01 = NO CANDIDATE FILED | 0 | | |
| | | ----- | | |
| | | 01 | | |
| | | ----- | | |
| 2801 | WH1,39,42,47 | 0 | | |
| 2802 | WH2,5,7,26,28 | 0 | | |
| 2803 | WH3 | 0 | | |
| 2804 | WH4,10,12 | 0 | | |
| 2806 | WH6,40,46 | 0 | | |
| 2808 | WH8,36 | 0 | | |
| 2809 | WH9 | 0 | | |
| 2811 | WH11 | 0 | | |
| 2813 | WH13,21 | 0 | | |
| 2814 | WH14 | 0 | | |
| 2815 | WH15,24,29 | 0 | | |
| 2816 | WH16 | 0 | | |
| 2817 | WH17 | 0 | | |
| 2818 | WH18 | 0 | | |
| 2819 | WH19,20,22 | 0 | | |
| 2823 | WH23 | 0 | | |
| 2825 | WH25 | 0 | | |
| 2827 | WH27 | 0 | | |
| 2830 | WH30 | 0 | | |
| 2831 | WH31 | 0 | | |
| 2832 | WH32,38,44 | 0 | | |
| 2833 | WH33 | 0 | | |
| 2834 | WH34,43 | 0 | | |
| 2835 | WH35 | 0 | | |
| 2837 | WH37 | 0 | | |
| 2841 | WH41 | 0 | | |
| 2845 | WH45 | 0 | | |
| ===== | | | | |

| | | | | |
|-------|-------------------------|-------|---------|-------------------------|
| | (CONSTITUTION) | | | WITH 27 OF 27 REPORTING |
| | ATTORNEY GENERAL | VOTES | PERCENT | |
| | (Vote for) 1 | | | |
| | 01 = NO CANDIDATE FILED | 0 | | |
| | | ----- | | |
| | | 01 | | |
| | | ----- | | |
| 2801 | WH1,39,42,47 | 0 | | |
| 2802 | WH2,5,7,26,28 | 0 | | |
| 2803 | WH3 | 0 | | |
| 2804 | WH4,10,12 | 0 | | |
| 2806 | WH6,40,46 | 0 | | |
| 2808 | WH8,36 | 0 | | |
| 2809 | WH9 | 0 | | |
| 2811 | WH11 | 0 | | |
| 2813 | WH13,21 | 0 | | |
| 2814 | WH14 | 0 | | |
| 2815 | WH15,24,29 | 0 | | |
| 2816 | WH16 | 0 | | |
| 2817 | WH17 | 0 | | |
| 2818 | WH18 | 0 | | |
| 2819 | WH19,20,22 | 0 | | |
| 2823 | WH23 | 0 | | |
| 2825 | WH25 | 0 | | |
| 2827 | WH27 | 0 | | |
| 2830 | WH30 | 0 | | |
| 2831 | WH31 | 0 | | |
| 2832 | WH32,38,44 | 0 | | |
| 2833 | WH33 | 0 | | |
| 2834 | WH34,43 | 0 | | |
| 2835 | WH35 | 0 | | |
| 2837 | WH37 | 0 | | |
| 2841 | WH41 | 0 | | |
| 2845 | WH45 | 0 | | |
| ===== | | | | |

| | | | | |
|--|----------------|-------|---------|-------------------------|
| | (CONSTITUTION) | | | WITH 17 OF 17 REPORTING |
| | | VOTES | PERCENT | |

STATE SENATOR DISTRICT 15
(Vote for) 1
01 = NO CANDIDATE FILED

| | | |
|--------------------|-------|---|
| | ----- | 0 |
| | 01 | |
| | ----- | |
| 2801 WH1,39,42,47 | 0 | |
| 2802 WH2,5,7,26,28 | 0 | |
| 2806 WH6,40,46 | 0 | |
| 2808 WH8,36 | 0 | |
| 2811 WH11 | 0 | |
| 2814 WH14 | 0 | |
| 2815 WH15,24,29 | 0 | |
| 2816 WH16 | 0 | |
| 2830 WH30 | 0 | |
| 2831 WH31 | 0 | |
| 2832 WH32,38,44 | 0 | |
| 2833 WH33 | 0 | |
| 2834 WH34,43 | 0 | |
| 2835 WH35 | 0 | |
| 2837 WH37 | 0 | |
| 2841 WH41 | 0 | |
| 2845 WH45 | 0 | |

(CONSTITUTION)

VOTES PERCENT WITH 8 OF 8 REPORTING

STATE REPRESENTATIVE DISTRICT 98
(Vote for) 1
01 = NO CANDIDATE FILED

| | | |
|-------------------|-------|---|
| | ----- | 0 |
| | 01 | |
| | ----- | |
| 2801 WH1,39,42,47 | 0 | |
| 2806 WH6,40,46 | 0 | |
| 2815 WH15,24,29 | 0 | |
| 2833 WH33 | 0 | |
| 2834 WH34,43 | 0 | |
| 2835 WH35 | 0 | |
| 2837 WH37 | 0 | |
| 2845 WH45 | 0 | |

(CONSTITUTION)

VOTES PERCENT WITH 1 OF 1 REPORTING

STATE REPRESENTATIVE DISTRICT 99
(Vote for) 1
01 = NO CANDIDATE FILED

| | | |
|-----------|-------|---|
| | ----- | 0 |
| | 01 | |
| | ----- | |
| 2841 WH41 | 0 | |

(CONSTITUTION)

VOTES PERCENT WITH 2 OF 2 REPORTING

STATE REPRESENTATIVE DISTRICT 100
(Vote for) 1
01 = NO CANDIDATE FILED

| | | |
|-----------------|-------|---|
| | ----- | 0 |
| | 01 | |
| | ----- | |
| 2811 WH11 | 0 | |
| 2832 WH32,38,44 | 0 | |

(CONSTITUTION)

VOTES PERCENT WITH 8 OF 8 REPORTING

STATE REPRESENTATIVE DISTRICT 101
(Vote for) 1
01 = NO CANDIDATE FILED

| | | |
|-----------------|-------|---|
| | ----- | 0 |
| | 01 | |
| | ----- | |
| 2814 WH14 | 0 | |
| 2816 WH16 | 0 | |
| 2819 WH19,20,22 | 0 | |
| 2823 WH23 | 0 | |
| 2825 WH25 | 0 | |
| 2827 WH27 | 0 | |
| 2830 WH30 | 0 | |
| 2831 WH31 | 0 | |

(CONSTITUTION)

VOTES PERCENT WITH 8 OF 8 REPORTING

STATE REPRESENTATIVE DISTRICT 110
(Vote for) 1
01 = NO CANDIDATE FILED

| | | |
|--------------------|-------|---|
| | ----- | 0 |
| | 01 | |
| | ----- | |
| 2802 WH2,5,7,26,28 | 0 | |
| 2803 WH3 | 0 | |
| 2804 WH4,10,12 | 0 | |
| 2808 WH8,36 | 0 | |
| 2809 WH9 | 0 | |
| 2813 WH13,21 | 0 | |
| 2817 WH17 | 0 | |
| 2818 WH18 | 0 | |

(CONSTITUTION)

VOTES PERCENT WITH 27 OF 27 REPORTING

COMMITTEEMAN WILD HORSE TOWNSHIP
(Vote for) 1
01 = NO CANDIDATE FILED
02 = *SEE OFFICIAL WRITE-IN REPORT

| | | | |
|--------------------|-------|----|---|
| | ----- | 0 | 0 |
| | 01 | 02 | |
| | ----- | | |
| 2801 WH1,39,42,47 | 0 | 0 | |
| 2802 WH2,5,7,26,28 | 0 | 0 | |
| 2803 WH3 | 0 | 0 | |
| 2804 WH4,10,12 | 0 | 0 | |
| 2806 WH6,40,46 | 0 | 0 | |
| 2808 WH8,36 | 0 | 0 | |

| | | | |
|------|------------|---|---|
| 2809 | WH9 | 0 | 0 |
| 2811 | WH11 | 0 | 0 |
| 2813 | WH13,21 | 0 | 0 |
| 2814 | WH14 | 0 | 0 |
| 2815 | WH15,24,29 | 0 | 0 |
| 2816 | WH16 | 0 | 0 |
| 2817 | WH17 | 0 | 0 |
| 2818 | WH18 | 0 | 0 |
| 2819 | WH19,20,22 | 0 | 0 |
| 2823 | WH23 | 0 | 0 |
| 2825 | WH25 | 0 | 0 |
| 2827 | WH27 | 0 | 0 |
| 2830 | WH30 | 0 | 0 |
| 2831 | WH31 | 0 | 0 |
| 2832 | WH32,38,44 | 0 | 0 |
| 2833 | WH33 | 0 | 0 |
| 2834 | WH34,43 | 0 | 0 |
| 2835 | WH35 | 0 | 0 |
| 2837 | WH37 | 0 | 0 |
| 2841 | WH41 | 0 | 0 |
| 2845 | WH45 | 0 | 0 |

(CONSTITUTION)

VOTES PERCENT

WITH 27 OF 27 REPORTING

COMMITTEEWOMAN WILD HORSE TOWNSHIP

(Vote for) 1

01 = NO CANDIDATE FILED 0

02 = *SEE OFFICIAL WRITE-IN REPORT 0

01 02

| | | | |
|------|---------------|---|---|
| 2801 | WH1,39,42,47 | 0 | 0 |
| 2802 | WH2,5,7,26,28 | 0 | 0 |
| 2803 | WH3 | 0 | 0 |
| 2804 | WH4,10,12 | 0 | 0 |
| 2806 | WH6,40,46 | 0 | 0 |
| 2808 | WH8,36 | 0 | 0 |
| 2809 | WH9 | 0 | 0 |
| 2811 | WH11 | 0 | 0 |
| 2813 | WH13,21 | 0 | 0 |
| 2814 | WH14 | 0 | 0 |
| 2815 | WH15,24,29 | 0 | 0 |
| 2816 | WH16 | 0 | 0 |
| 2817 | WH17 | 0 | 0 |
| 2818 | WH18 | 0 | 0 |
| 2819 | WH19,20,22 | 0 | 0 |
| 2823 | WH23 | 0 | 0 |
| 2825 | WH25 | 0 | 0 |
| 2827 | WH27 | 0 | 0 |
| 2830 | WH30 | 0 | 0 |
| 2831 | WH31 | 0 | 0 |
| 2832 | WH32,38,44 | 0 | 0 |
| 2833 | WH33 | 0 | 0 |
| 2834 | WH34,43 | 0 | 0 |
| 2835 | WH35 | 0 | 0 |
| 2837 | WH37 | 0 | 0 |
| 2841 | WH41 | 0 | 0 |
| 2845 | WH45 | 0 | 0 |

WE, THE BOARD OF ELECTION COMMISSIONERS OF ST. LOUIS COUNTY, MISSOURI, ACTING AS THE VERIFICATION BOARD PURSUANT TO SECTION 115.507, RSMO, HEREBY CERTIFY THE FOREGOING TO BE A TRUE AND CORRECT ABSTRACT OF VOTES CAST FOR THE CANDIDATES AND ISSUES AT THE PRIMARY ELECTION HELD IN ST. LOUIS COUNTY, MISSOURI, ON AUGUST 2, 2016. IN TESTIMONY WHEREOF, WE HAVE HEREUNTO SET OUR HAND AT OUR OFFICE IN MAPLEWOOD, ST. LOUIS COUNTY, MISSOURI, ON AUGUST 16, 2016.

Richard H. Kellett
RICHARD H. KELLETT, CHAIRMAN

John W. Maupin
JOHN W. MAUPIN, SECRETARY

Trudi McCollum Foushee
TRUDI MCCOLLUM FOUSHEE, COMMISSIONER

John P. King
JOHN P. KING, COMMISSIONER

